Figure 15-1
Traffic Study Area

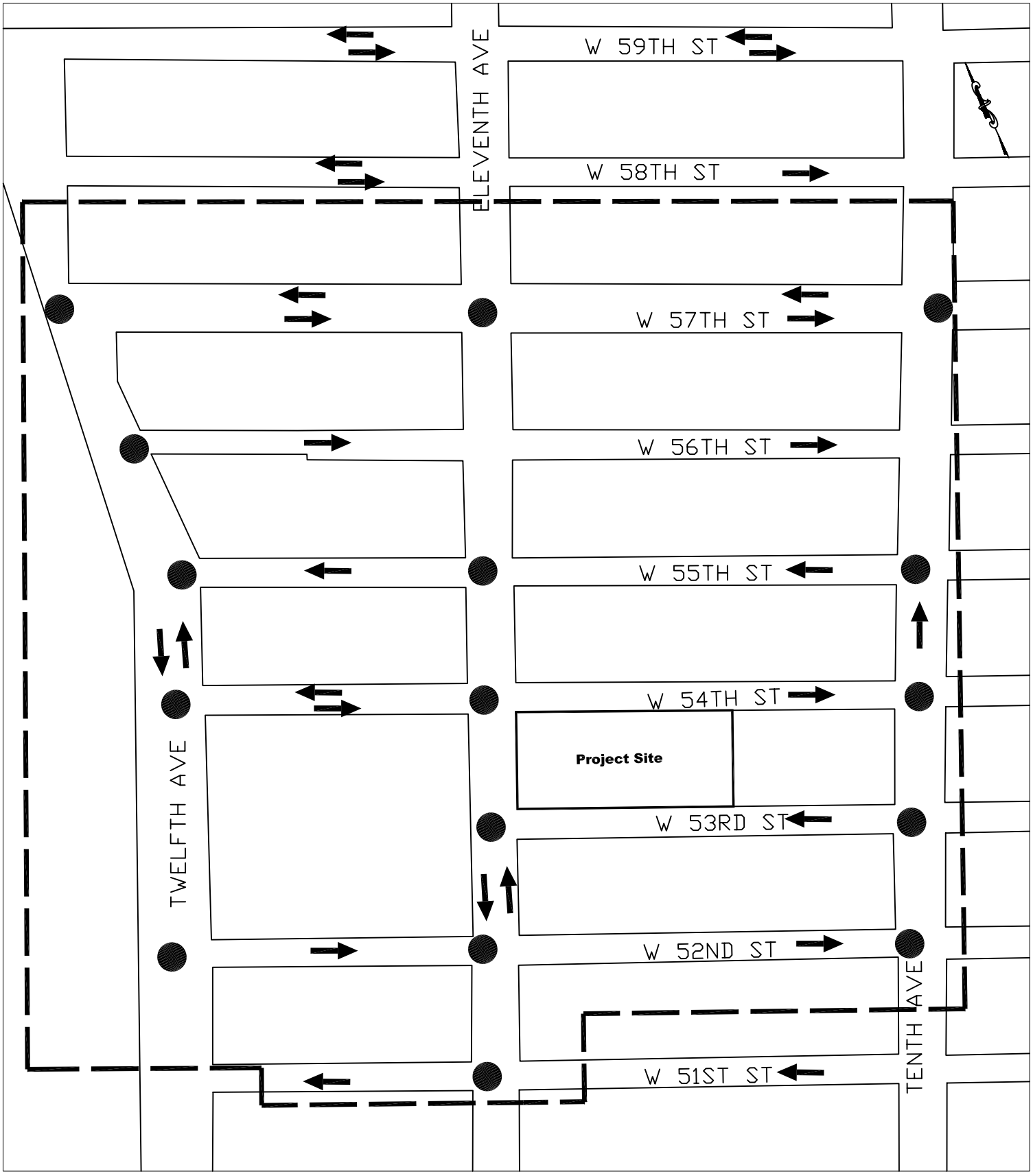

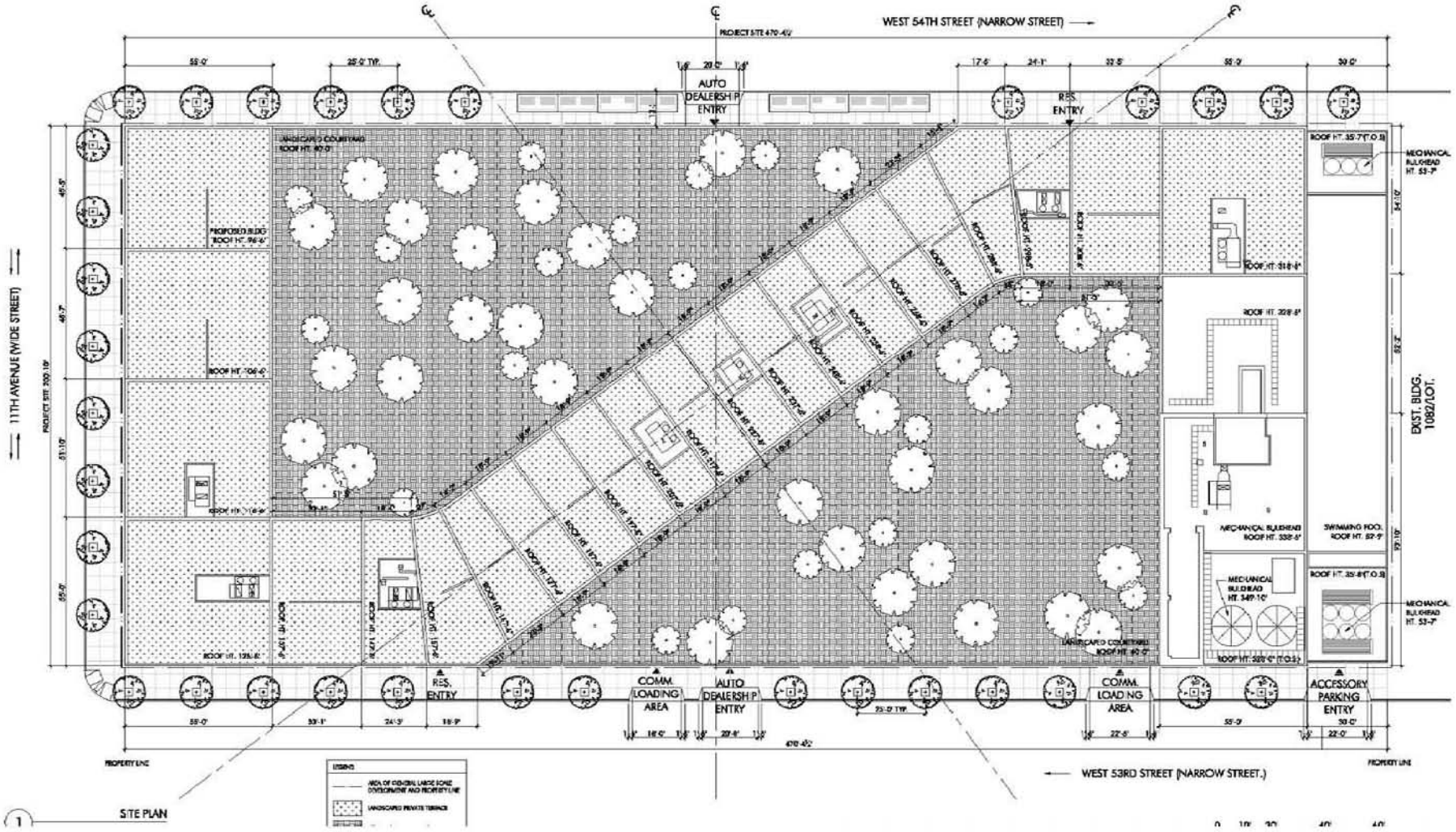

70 Eleventh Avenue Mixed-use Development Rezoning EIS

Figure 15-2
Proposed Project: Site Plan

Floor Plan Parking Level

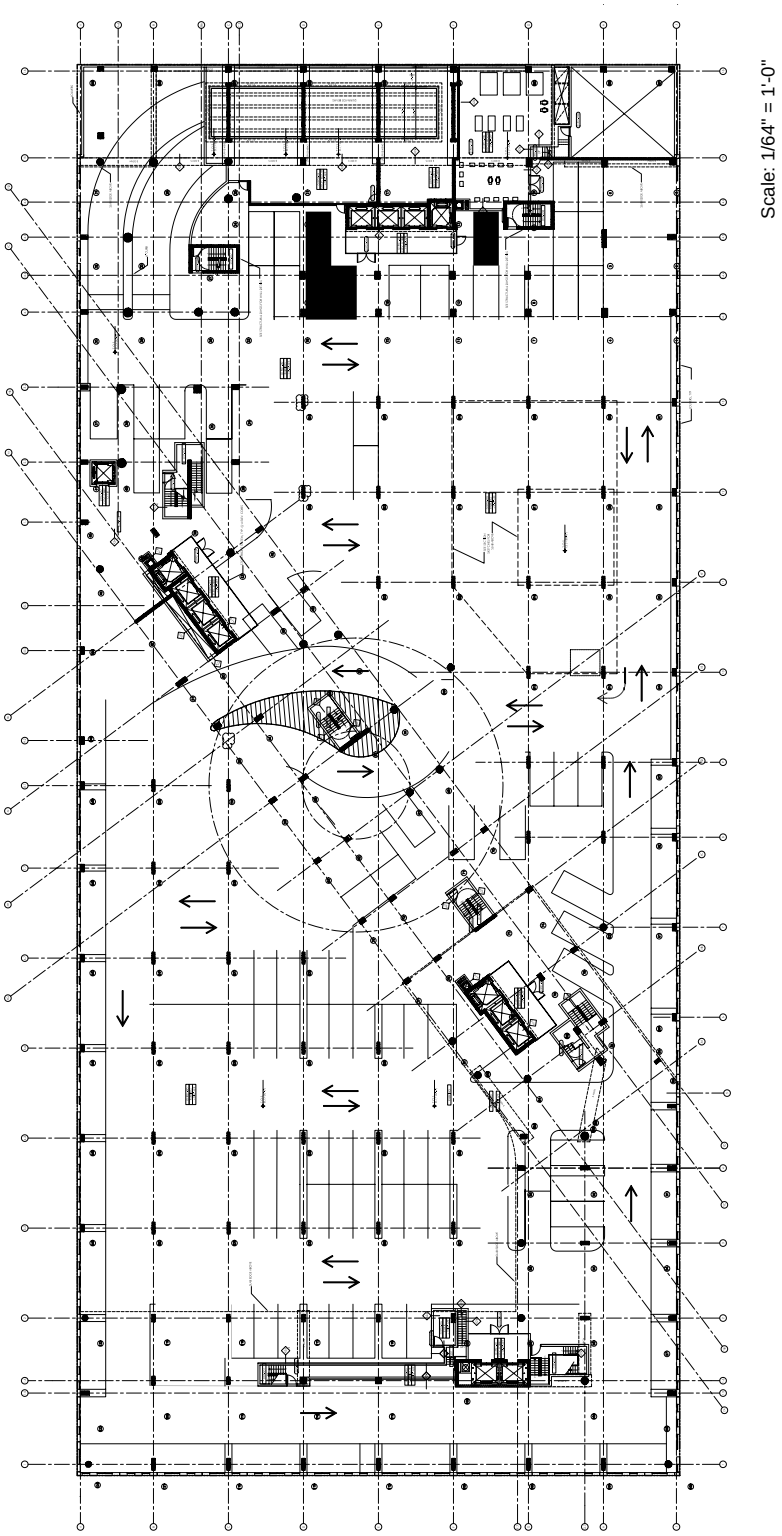

South Section

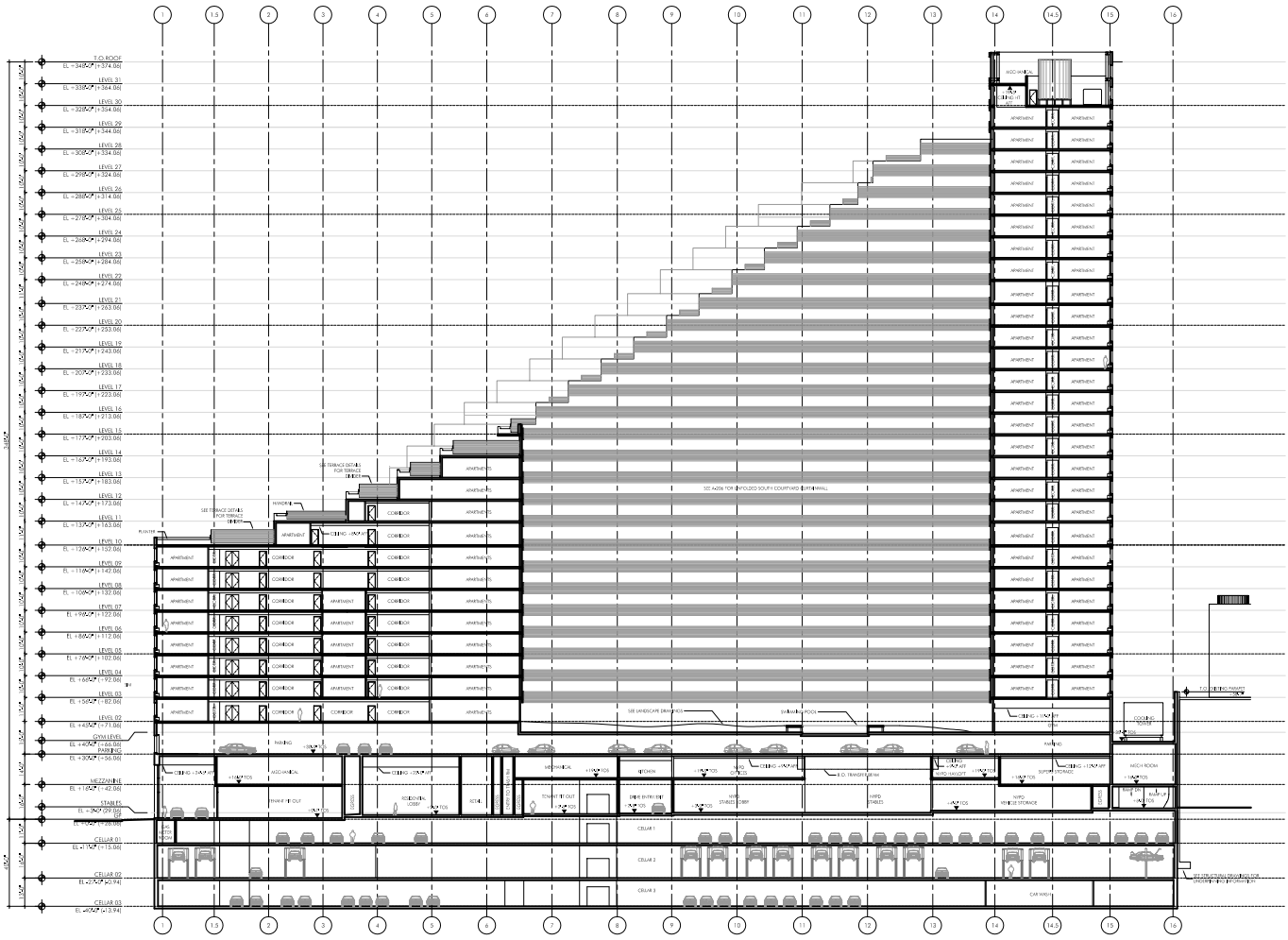

Scale: 1:1000

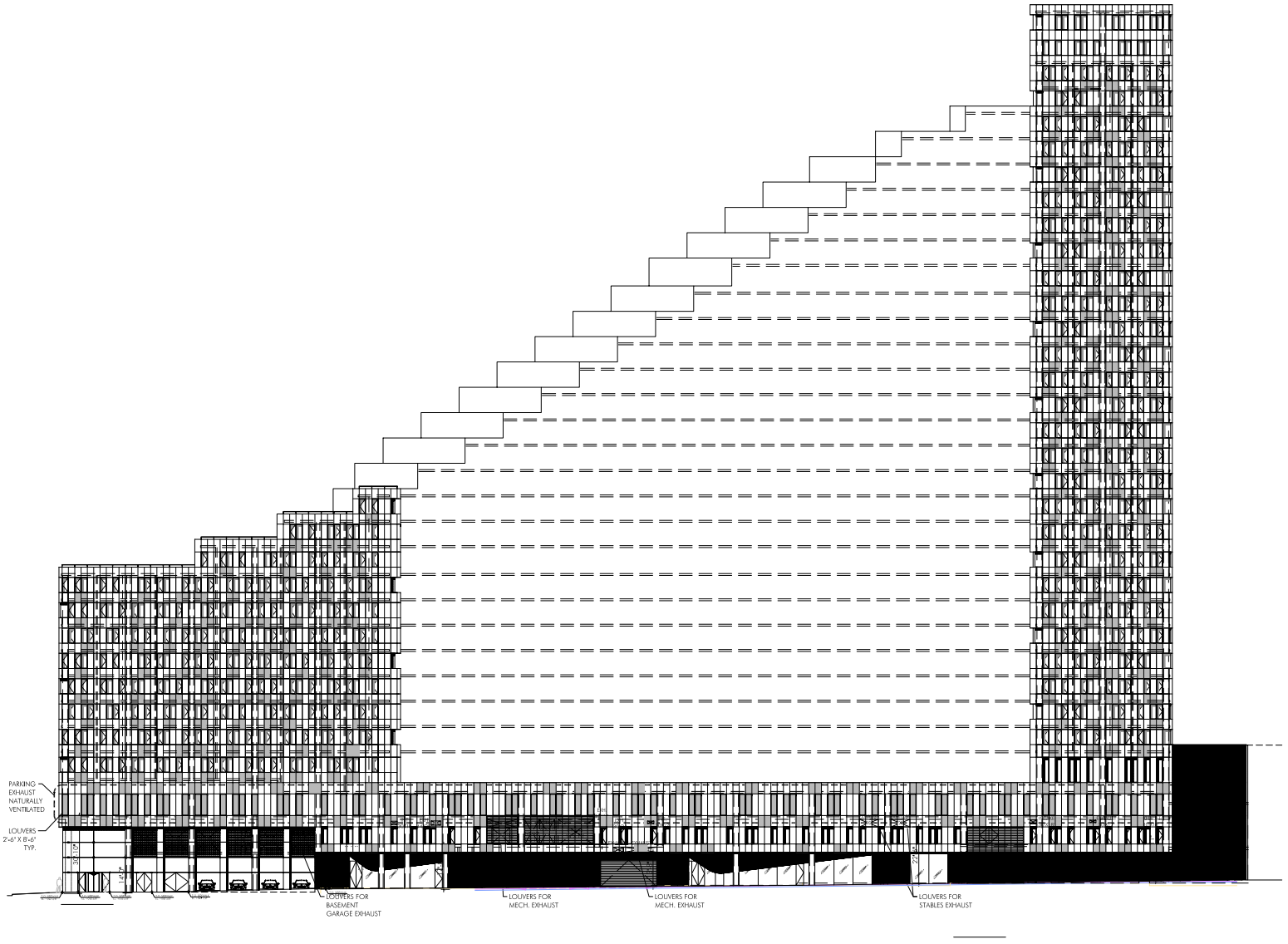
PARKING EXHAUST NATURALLY VENTILATED
LOUVERS 2'-6" X 8'-6" TYP.
LOUVERS FOR BASEMENT GARAGE EXHAUST
LOUVERS FOR MECH. EXHAUST
LOUVERS FOR MECH. EXHAUST
LOUVERS FOR STABLES EXHAUST



EZ SERIES GS

Wall sleeve-cabinets and exterior louvers available.

See accessories on pages 70-71.

MODELS

	EZ07				EZ09				EZ12				EZ15		
VOLTS	115	230	208	277	115	230	208	277	115	230	208	277	230	208	277
BTUH COOLING	7,500	7,500	7,300	7,500	9,500	9,500	9,300	9,500	12,200	12,200	12,000	12,200	15,000	14,800	15,500
AMPS COOL	5.7	2.9	3.1	2.3	7.4	3.7	4.0	3.1	10.1	5.1	5.5	4.2	6.8	7.5	5.8
WATTS COOL	660	658	640	647	845	850	830	848	1135	1140	1123	1143	1572	1557	1614
EER	11.4	11.4	11.4	11.6	11.2	11.2	11.2	11.2	10.7	10.7	10.7	10.7	9.6	9.6	9.6
CFM HIGH COOL	340	340	320	340	400	400	380	400	400	400	380	400	460	440	460
CFM LOW COOL/HEAT	260	260	240	260	260	260	240	260	340	340	320	340	340	320	340

HEATING OPTIONS – Available with any cooling unit

INPUT BTUH HEAT	12,000	12,000	12,000	12,000	15,000	15,000	15,000	15,000	18,000	18,000	18,000	18,000	21,000	21,000	21,000	21,000
OUTPUT BTUH HEAT	10,200	10,200	10,200	10,200	12,150	12,150	12,150	12,150	14,711	14,711	14,711	14,711	17,325	17,325	17,325	17,325
VOLTS	115	208	230	277	115	208	230	277	115	208	230	277	115	208	230	277
WATTS HEAT	224	184	254	294	224	184	254	294	224	184	254	294	224	184	254	294
THERMAL EFFICIENCY	85.0	85.0	85.0	85.0	81.0	81.0	81.0	81.0	81.7	81.7	81.7	81.7	82.5	82.5	82.5	82.5
AMPS HEAT	2.2	1.0	1.3	1.2	2.2	1.0	1.3	1.2	2.2	1.0	1.3	1.2	2.2	1.0	1.3	1.2

Heating capacities specified in accordance with ARI standard 380-82 at conditions of 47°F WB outdoor and 70°F DB/60°F WB indoor. Wattage, Amperage, COP, EER listings include compressor, evaporator motor and condenser fan motor.
Cooling capacities specified in accordance with ARI standard 380-82 at conditions of 95°F DB/75°F WB outdoor and 80°F DB/67°F WB indoor.

Line Voltage	Maximum Amperage	Wall Socket Configuration	Receptacle Number	Electrical Heat Options
115	16		NEMA 5-20R	N/A
208/230	12		NEMA 6-15R	N/A
208/230	16		NEMA 6-20R	N/A
208/230	24		NEMA 6-30R	N/A
277	16		NEMA 7-20R	N/A

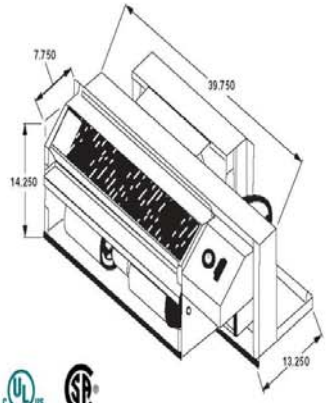

LISTED NRTL/C

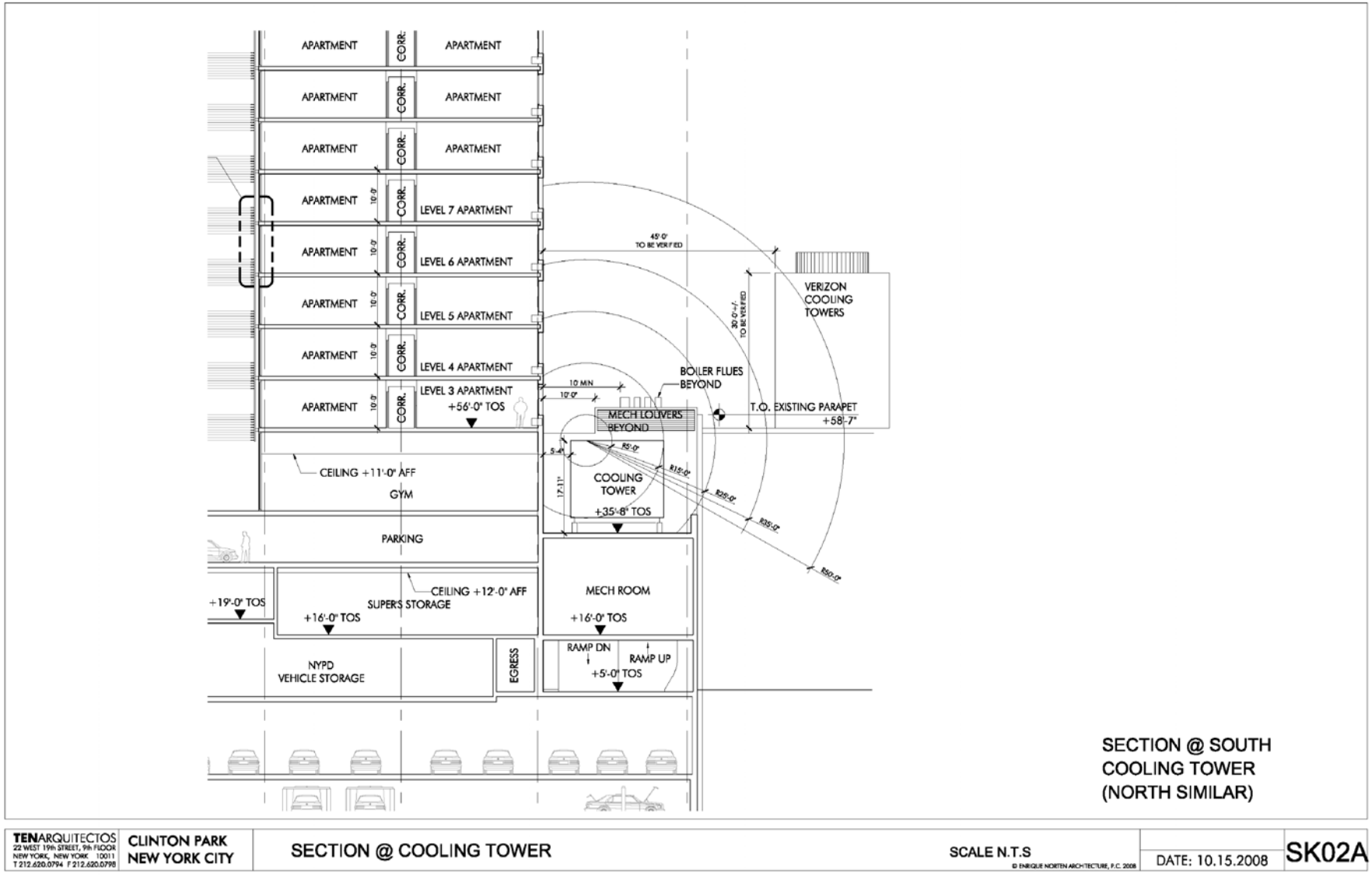
APARTMENT
CORR.
LEVEL 7 APARTMENT
LEVEL 6 APARTMENT
LEVEL 5 APARTMENT
LEVEL 4 APARTMENT
LEVEL 3 APARTMENT
+56'-0" TOS
CEILING +11'-0" AFF
GYM
PARKING
CEILING +12'-0" AFF
SUPERS STORAGE
+16'-0" TOS
+19'-0" TOS
NYPD
VEHICLE STORAGE
EGRESS
MECH ROOM
+16'-0" TOS
RAMP DN
RAMP UP
+5'-0" TOS
COOLING
TOWER
+35'-8" TOS
MECH LOUVERS
BEYOND
BOILER FLUES
BEYOND
VERIZON
COOLING
TOWERS
T.O. EXISTING PARAPET
+58'-7"
45'-0"
TO BE VERIFIED
30'-0"+/-
TO BE VERIFIED
10' MIN
10'-0"
85'-0"
SECTION @ SOUTH
COOLING TOWER
(NORTH SIMILAR)
TENARQUITECTOS
22 WEST 19th STREET, 9th FLOOR
NEW YORK, NEW YORK 10011
T 212.620.0794 F 212.620.0798
CLINTON PARK
NEW YORK CITY
SECTION @ COOLING TOWER
SCALE N.T.S
© ENRIQUE NORTEN ARCHITECTURE, P.C. 2008
DATE: 10.15.2008
SK02A

Boiler flue location:
Auto dealership, retail, low and mid-rise residential

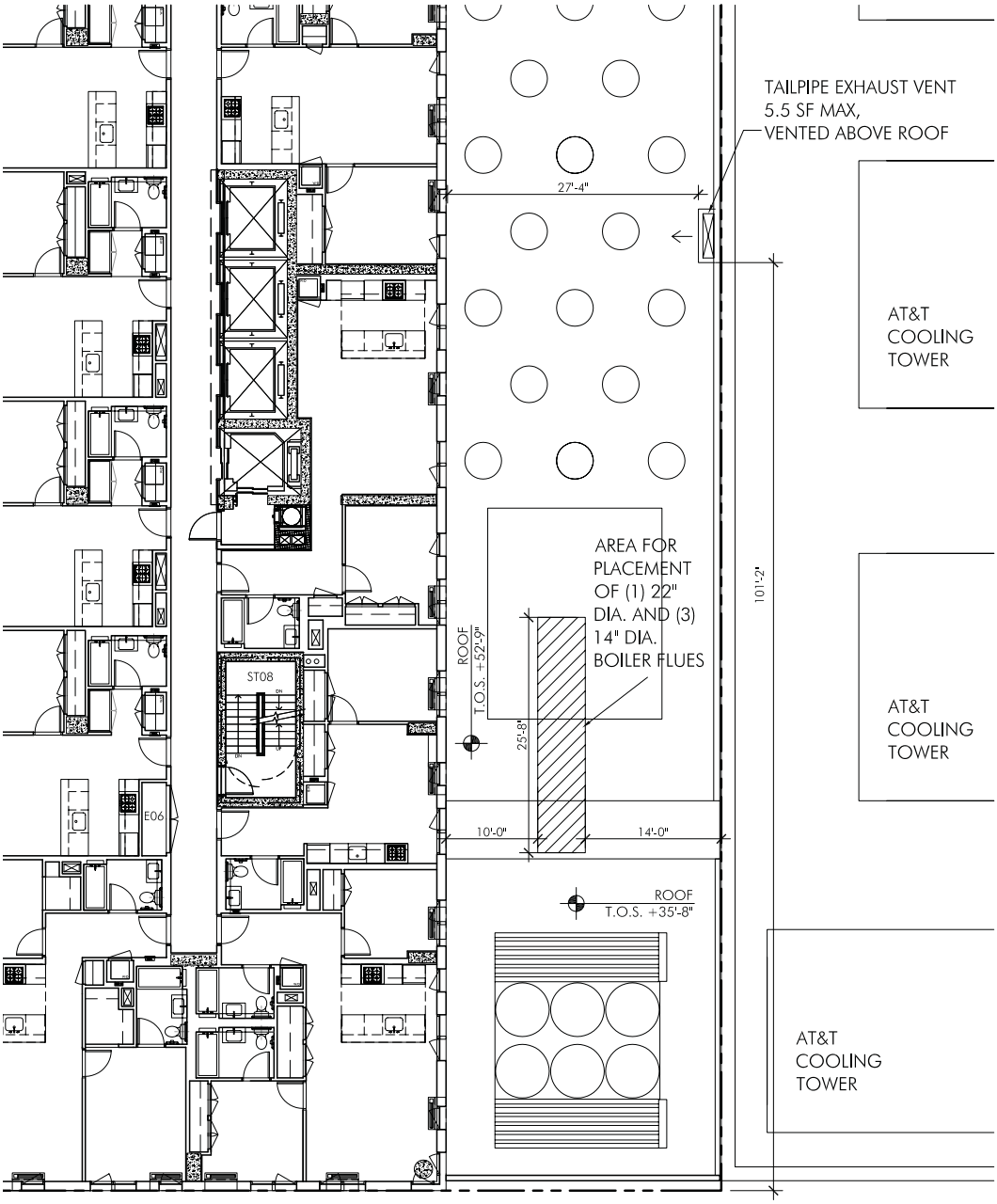

Boiler flue location:
High-rise residential

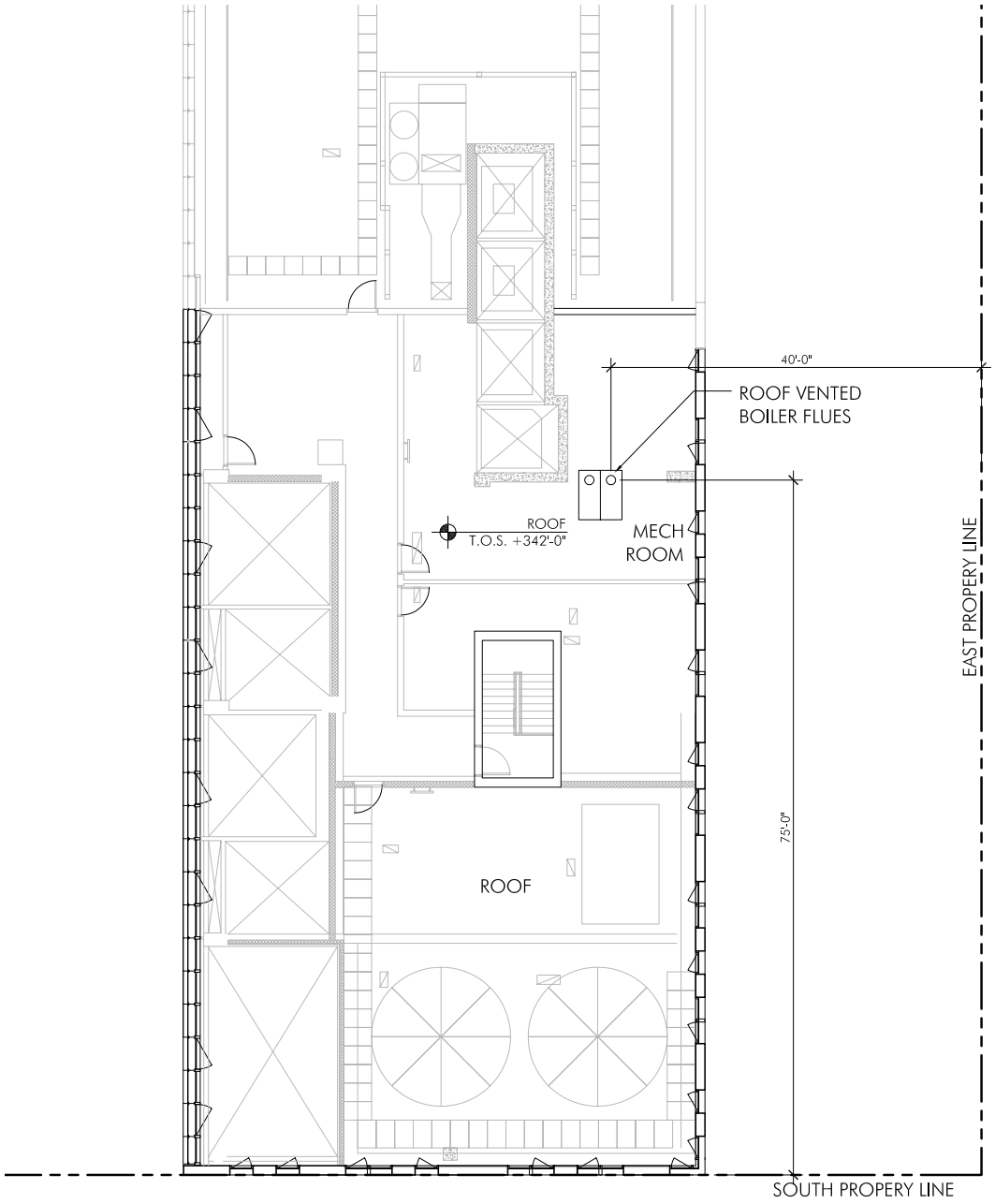

400 and 1,000 Foot Radii from Rezoning Area



Sites with Air Quality Permits for Non-Criteria Pollutants



Site

Source of non-criteria air pollutant emissions