Appendix D: Construction Impacts

APPENDIX D-1

WORKERS AND TRUCKS DURING CONSTRUCTION

Saint Vincent's

Workers During Construction

Number of Workers

Average number of workers per day

	Construction Phase	2012 Jan	Feb	Mar	Apr	May	Jun	Jul	Aug	Sep	Oct	Nov	Dec	2013 Jan	Feb	Mar	Apr	May	Jun	Jul	Aug	Sep	Oct	Nov	Dec	2014 Jan	Feb	Mar	Apr	May	Jun	Jul	Aug	Sep	Oct	Nov	Dec	2015 Jan	Feb	Mar	Apr	May	Jun	Jul	Aug	Sep	Oct	Nov	Dec	Worker days per task	Projects' total worker days 305,646
O'Toole Building renovation	Abatement & selective demoliton				25	25	25	25	25																																							2,750	O'Toole Building Triangle Park Subtotal
	Exterior									122	122	122	122	122	122	122																																	18,788	
	Interior																175	175	175	175	175	175	175	175	175	175	175	175	175	175	175																			53,900	
Triangle Site	Demolition																												5	10	10	10																	770	
	Exterior park constructior																															5	20	20	15	15	10	10	10	10										2,530	
Smith/Raskob Building renovation	Abatement & selective demolition						48	56	68	75	78	79	83	80	77	76																																		15,840	78,738
	Superstructure																74	74	70	72	72	70	72																											11,088	
	Exterior																							69	70	67	64	50	25	25	20	20	20	20																9,900	Rudin site Subtotal
	Interiors																											9	29	30	30	23	25	24	46	43	41	40	35	35										9,020	
Nurses Residence renovation	Abatement & selective demolition							13	21	29	31				43	41	40	38	39	38	37	37																											8,822	226,908
	Superstructure																						36	27	35	36	25																						3,498	
	Exterior																										9	12	12	12	12	12	12	12	12	12														2,310	Average number of workers per day
	Interiors																											21	18	16	16	13	12	11	11	24	21	21	18	18	15									5,170	
Spellman Pavilion renovation	Abatement & selective demolition						7	7	7								22	21	22	21	22																													2,838	375
	Superstructure																					21	22	20	18	17	10	10																						2,596	
	Exterior																										6	6	6	6	6	6	6	6	6															1,056	
	Interiors																												9	8	8	7	8	7	12	11	10	10	10	10									2,420	
Link/Coleman Paviolions	Abatement & demolition				13	37	37	45	74	80	94	110	129	165	198	230																																		26,708	
	Foundation and Podium																139	166	179	197	219	199	79																											25,916	
	Superstructure																						150	250	221	225	210	202	188	168	100																			37,708	
	Exterior																														44	50	40	30															3,608	
	Interiors																															83	59	39	53	45	45	49	20									8,470	
Reiss Pavilion	Abatement & demolition					10	17	17	2	3	8	17	24																																					2,200	
	Foundation & Podium																33	36	38	39	40	40	20																											5,412	
	Supterstructure																						22	43	51	44	43	44	25	25																			6,534	
	Exterior																												20	18	41	15	15	15	15															3,058	
	Interiors																															20	17	17	17	30	31	27	22	21	18									4,840	
Cronin Building	Abatement & demolition					10	10			1	3	9	5	6	6																																			1,012	
	Foundation & Podium																15	15	17	18	18	20	10																											2,486	
	Superstructure																						10	20	22																										1,144	
	Exterior																									21	22	22	27	23	20	15	8																	3,476	
	Interior																															4	8	16	16	14	14	11	11											2,068	
	Site support				10	20	20	20	20	25	25	25	25	25	25	25	25	25	25	25	25	25	25	25	25	25	25	25	25	20	20	20	20	20	20	15	15	15	15	10									17,710	
Statistics	Total number of workers per day				48	102	164	183	217	333	361	358	388	398	471	496	523	550	565	583	608	587	621	629	617	610	589	581	569	541	332	308	270	228	217	197	187	179	141	99	43									305,646	
	Average daily workers per quarter						105			244			369			455			546			593			622			593			481			269			200			140										
	Percent on extended shift (OToole)				20%	20%	20%	20%	20%	10%	10%	10%	10%	10%	10%	10%	16%	16%	16%	16%	16%	16%	16%	16%	16%	16%	16%	16%	16%	16%	0%	0%	0%	0%	0%	0%	0%	0%	0%	0%										
	Percent on extended shift (Rudin)				0%	0%	0%	0%	20%	30%	30%	30%	30%	30%	10%	0%	0%	5%	10%	10%	10%	10%	15%	15%	20%	20%	15%	15%	15%	15%	20%	25%	30%	30%	30%	15%	15%	10%	20%	20%	0%										
	Number of workers on extended shift				5	5	5	5	43	76	84	83	92	95	47	12	28	47	67	69	71	69	95	96	116	115	90	88	86	81	63	72	75	64	61	28	27	17	26	20	0										

August 16, 2011

Building Activity Legend

- Abatement & Demolition
- Excavation & Podium
- Superstructure
- Exterior
- Interior
- Site support

Saint Vincent's

Trucks During Constructior

Number of Trucks

Average number of trucks per day

	Construction Phase	2012 Jan	Feb	Mar	Apr	May	Jun	Jul	Aug	Sep	Oct	Nov	Dec	2013 Jan	Feb	Mar	Apr	May	Jun	Jul	Aug	Sep	Oct	Nov	Dec	2014 Jan	Feb	Mar	Apr	May	Jun	Jul	Aug	Sep	Oct	Nov	Dec	2015 Jan	Feb	Mar	Apr	May	Jun	Jul	Aug	Sep	Oct	Nov	Dec	Truck trips per task	Total truck trips 66,066
O'Toole Building renovation	Abatement & selective demolition				8	8	8	8	8																																							880	O'Toole Building Subtotal
	Exterior									15	15	15	15	15	15	15																																		2,310	
	Interior																20	20	20	20	20	20	20	20	20	20	20	20	20	20	20																			6,160	
Triangle Site	Demolition																												7	7	7	7																	616	
	Exterior park constructior																															8	8	8	8	8	16	16	10	2										1,848	
Smith/Raskob Building renovation	Abatement & selective demolition				4	4				14	14	14	14	14	14	14																																		2,398	11,814
	Superstructure																3	3	3	3	3	3	3																												462	
	Exterior																							4	4	4	4	4	4	4	4	4	4	4	4															968	Rudin site Subtotal
	Interior																											10	10	10	10	10	10	10	10	10	10	10	10	10										2,860	
Nurses Residence renovation	Abatement & selective demolition							4	4	4	4				14	14	14	14	14	14	14	14																												2,816	54,252
	Superstructure																						4	4	4	4	4																						440	
	Exterior																										4	4	4	4	4	4	4	4	4															792	Average number of trucks per day
	Interior																											10	10	10	10	10	10	10	10	10	10	10	10	10										3,080	
Spellman Pavilion renovation	Abatement & selective demolition						4	4	4								14	14	14	14	14																													1,804	81
	Superstructure																					4	4	4	4	4	4	4																						616	
	Exterior																										4	4	4	4	4	4	4	4																704	
	Interior																												10	10	10	10	10	10	10	10	10	10	10	10										2,640	
Link/Coleman Paviolions	Abatement & demolition				4	4	14	14	14	14	14	14	14	14	14	14																																		3,256	
	Foundation & Podim																15	15	10	10	10	10	10																											1,760	
	Superstructure																						28	28	28	28	28	28	28	28	28																			5,544	
	Exterior																														4	4	4	4															352	
	Interior																															10	10	10	10	10	10	10	10										1,760	
Reiss Pavilion	Abatement & demolition					4	4	4	4	14	14	14	14																																					1,584	
	Foundation & Podium																0	0	0	0	0	0	0																											0	
	Supterstructure																						29	29	29	29	29	29	29	29																			5,104	
	Exterior																												6	6	6	6	6	6	6															924	
	Interior																															10	10	10	10	10	10	10	10	10	10									2,200	
Cronin Building	Abatement & demolition					4	4			14	14	14	14	14	14																																			2,024	
	Foundation & Podium																0	0	0	0	0	0	0																											0	
	Superstructure																						14	14	14																										924	
	Exterior																									6	6	6	6	6	6	6	6																	1,056	
	Interior																															10	10	10	10	10	10	10	10										1,760	
	Site support				10	10	5	5	5	5	5	5	5	5	5	5	8	8	8	8	8	8	8	8	8	8	8	8	8	10	10	10	10	10	10	10	10	10	10	8	8									6,424	
Statistics	Total number of trucks per day				26	34	39	39	53	80	80	76	76	62	76	51	74	74	69	69	69	59	120	111	111	103	111	134	148	148	111	106	106	100	88	86	86	80	72	48	28									66,066	
	Average daily trucks per quarter						33			57			77			63			72			66			114			116			136			104			87			67										

Building Activity Legend

- Abatement & Demolition
- Excavation & Podium
- Superstructure
- Exterior
- Interior
- Site support

APPENDIX D-2

VEHICLE TRIPS

Weekday O'Toole Building Vehicle Trips

Vehicle Trips		Regular Shift													Extended Shift												Total											
		2012			2013				2014				2015		2012			2013				2014				2015		2012			2013				2014				2015	
		2Q	3Q	4Q	1Q	2Q	3Q	4Q	1Q	2Q	3Q	4Q	1Q	2Q	2Q	3Q	4Q	1Q	2Q	3Q	4Q	1Q	2Q	3Q	4Q	1Q	2Q	2Q	3Q	4Q	1Q	2Q	3Q	4Q	1Q	2Q	3Q	4Q	1Q	2Q
Time	In / Out																																						
05:00 AM - 06:00 AM	In	0	0	0	0	0	0	0	0	0	0	0	0	0	0	0	0	0	0	0	0	0	0	0	0	0	0	0	0	0	0	0	0	0	0	0	0	0	0
	Out	0	0	0	0	0	0	0	0	0	0	0	0	0	0	0	0	0	0	0	0	0	0	0	0	0	0	0	0	0	0	0	0	0	0	0	0	0	0
	Total	0	0	0	0	0	0	0	0	0	0	0	0	0	0	0	0	0	0	0	0	0	0	0	0	0	0	0	0	0	0	0	0	0	0	0	0	0	0
06:00 AM - 07:00 AM	In	4	8	15	15	21	21	21	21	14	0	0	0	0	1	1	1	1	4	4	4	4	3	0	0	0	0	5	9	16	16	25	25	25	25	17	0	0	0
	Out	2	2	3	3	4	4	4	4	3	0	0	0	0	0	0	0	0	1	1	1	1	1	0	0	0	0	2	2	3	3	5	5	5	5	4	0	0	0
	Total	6	10	18	18	25	25	25	25	17	0	0	0	0	1	1	1	1	5	5	5	5	4	0	0	0	0	7	11	19	19	30	30	30	30	21	0	0	0
07:00 AM - 08:00 AM	In	2	2	4	4	6	6	6	6	4	0	0	0	0	0	0	0	0	0	1	1	1	1	1	0	0	0	2	2	4	4	7	7	7	7	5	0	0	0
	Out	1	1	1	1	2	2	2	2	1	0	0	0	0	0	0	0	0	0	0	0	0	0	0	0	0	0	1	1	1	1	2	2	2	2	1	0	0	0
	Total	3	3	5	5	8	8	8	8	5	0	0	0	0	0	0	0	0	1	1	1	1	1	0	0	0	0	3	3	5	5	9	9	9	9	6	0	0	0
08:00 AM - 09:00 AM	In	1	1	1	1	2	2	2	2	1	0	0	0	0	0	0	0	0	0	0	0	0	0	0	0	0	0	1	1	1	1	2	2	2	2	1	0	0	0
	Out	1	1	1	1	2	2	2	2	1	0	0	0	0	0	0	0	0	0	0	0	0	0	0	0	0	0	1	1	1	1	2	2	2	2	1	0	0	0
	Total	2	2	2	2	4	4	4	4	2	0	0	0	0	0	0	0	0	0	0	0	0	0	0	0	0	0	2	2	2	2	4	4	4	4	2	0	0	0
09:00 AM - 10:00 AM	In	1	1	1	1	2	2	2	2	1	0	0	0	0	0	0	0	0	0	0	0	0	0	0	0	0	0	1	1	1	1	2	2	2	2	1	0	0	0
	Out	1	1	1	1	2	2	2	2	1	0	0	0	0	0	0	0	0	0	0	0	0	0	0	0	0	0	1	1	1	1	2	2	2	2	1	0	0	0
	Total	2	2	2	2	4	4	4	4	2	0	0	0	0	0	0	0	0	0	0	0	0	0	0	0	0	0	2	2	2	2	4	4	4	4	2	0	0	0
10:00 AM - 11:00 AM	In	1	1	1	1	2	2	2	2	1	0	0	0	0	0	0	0	0	0	0	0	0	0	0	0	0	0	1	1	1	1	2	2	2	2	1	0	0	0
	Out	1	1	1	1	2	2	2	2	1	0	0	0	0	0	0	0	0	0	0	0	0	0	0	0	0	0	1	1	1	1	2	2	2	2	1	0	0	0
	Total	2	2	2	2	4	4	4	4	2	0	0	0	0	0	0	0	0	0	0	0	0	0	0	0	0	0	2	2	2	2	4	4	4	4	2	0	0	0
11:00 AM - 12:00 PM	In	1	1	1	1	2	2	2	2	1	0	0	0	0	0	0	0	0	0	0	0	0	0	0	0	0	0	1	1	1	1	2	2	2	2	1	0	0	0
	Out	1	1	1	1	2	2	2	2	1	0	0	0	0	0	0	0	0	0	0	0	0	0	0	0	0	0	1	1	1	1	2	2	2	2	1	0	0	0
	Total	2	2	2	2	4	4	4	4	2	0	0	0	0	0	0	0	0	0	0	0	0	0	0	0	0	0	2	2	2	2	4	4	4	4	2	0	0	0
12:00 PM - 01:00 PM	In	1	1	1	1	2	2	2	2	1	0	0	0	0	0	0	0	0	0	0	0	0	0	0	0	0	0	1	1	1	1	2	2	2	2	1	0	0	0
	Out	1	1	1	1	2	2	2	2	1	0	0	0	0	0	0	0	0	0	0	0	0	0	0	0	0	0	1	1	1	1	2	2	2	2	1	0	0	0
	Total	2	2	2	2	4	4	4	4	2	0	0	0	0	0	0	0	0	0	0	0	0	0	0	0	0	0	2	2	2	2	4	4	4	4	2	0	0	0
01:00 PM - 02:00 PM	In	0	0	1	1	1	1	1	1	1	0	0	0	0	0	0	0	0	0	0	0	0	0	0	0	0	0	0	0	1	1	1	1	1	1	1	0	0	0
	Out	0	0	1	1	1	1	1	1	1	0	0	0	0	0	0	0	0	0	0	0	0	0	0	0	0	0	0	0	1	1	1	1	1	1	1	0	0	0
	Total	0	0	2	2	2	2	2	2	2	0	0	0	0	0	0	0	0	0	0	0	0	0	0	0	0	0	0	0	2	2	2	2	2	2	2	0	0	0
02:00 PM - 03:00 PM	In	0	0	1	1	1	1	1	1	1	0	0	0	0	0	0	0	0	0	0	0	0	0	0	0	0	0	0	0	1	1	1	1	1	1	1	0	0	0
	Out	0	0	2	2	2	2	2	2	2	0	0	0	0	0	0	0	0	0	0	0	0	0	0	0	0	0	0	0	2	2	2	2	2	2	2	0	0	0
	Total	0	0	3	3	3	3	3	3	3	0	0	0	0	0	0	0	0	0	0	0	0	0	0	0	0	0	0	0	3	3	3	3	3	3	3	0	0	0
03:00 PM - 04:00 PM	In	0	0	1	1	1	1	1	1	1	0	0	0	0	0	0	0	0	0	0	0	0	0	0	0	0	0	0	0	1	1	1	1	1	1	1	0	0	0
	Out	2	6	13	13	18	18	18	18	12	0	0	0	0	0	0	0	0	0	0	0	0	0	0	0	0	0	2	6	13	13	18	18	18	18	12	0	0	0
	Total	2	6	14	14	19	19	19	19	13	0	0	0	0	0	0	0	0	0	0	0	0	0	0	0	0	0	2	6	14	14	19	19	19	19	13	0	0	0
04:00 PM - 05:00 PM	In	0	0	0	0	0	0	0	0	0	0	0	0	0	0	0	0	0	0	0	0	0	0	0	0	0	0	0	0	0	0	0	0	0	0	0	0	0	0
	Out	0	1	2	2	3	3	3	3	2	0	0	0	0	0	0	0	0	0	0	0	0	0	0	0	0	0	0	1	2	2	3	3	3	3	2	0	0	0
	Total	0	1	2	2	3	3	3	3	2	0	0	0	0	0	0	0	0	0	0	0	0	0	0	0	0	0	0	1	2	2	3	3	3	3	2	0	0	0
05:00 PM - 06:00 PM	In	0	0	0	0	0	0	0	0	0	0	0	0	0	0	0	0	0	0	0	0	0	0	0	0	0	0	0	0	0	0	0	0	0	0	0	0	0	0
	Out	0	0	0	0	0	0	0	0	0	0	0	0	0	0	0	0	0	0	1	1	1	1	0	0	0	0	0	0	0	0	1	1	1	1	0	0	0	0
	Total	0	0	0	0	0	0	0	0	0	0	0	0	0	0	0	0	0	0	1	1	1	1	0	0	0	0	0	0	0	0	1	1	1	1	0	0	0	0
06:00 PM - 07:00 PM	In	0	0	0	0	0	0	0	0	0	0	0	0	0	1	1	1	1	3	3	3	3	2	0	0	0	0	1	1	1	1	3	3	3	3	2	0	0	0
	Out	0	0	0	0	0	0	0	0	0	0	0	0	0	0	0	0	0	0	0	0	0	0	0	0	0	0	0	0	0	0	0	0	0	0	0	0	0	0
	Total	0	0	0	0	0	0	0	0	0	0	0	0	0	1	1	1	1	3	3	3	3	2	0	0	0	0	1	1	1	1	3	3	3	3	2	0	0	0
07:00 PM - 08:00 PM	In	0	0	0	0	0	0	0	0	0	0	0	0	0	0	0	0	0	0	0	0	0	0	0	0	0	0	0	0	0	0	0	0	0	0	0	0	0	0
	Out	0	0	0	0	0	0	0	0	0	0	0	0	0	0	0	0	0	0	0	0	0	0	0	0	0	0	0	0	0	0	0	0	0	0	0	0	0	0
	Total	0	0	0	0	0	0	0	0	0	0	0	0	0	0	0	0	0	0	0	0	0	0	0	0	0	0	0	0	0	0	0	0	0	0	0	0	0	0
Total	In	11	15	27	27	40	40	40	40	26	0	0	0	0	1	1	1	1	5	5	5	5	4	0	0	0	0	12	16	28	28	45	45	45	45	30	0	0	0
	Out	10	15	27	27	40	40	40	40	26	0	0	0	0	1	1	1	1	5	5	5	5	4	0	0	0	0	11	16	28	28	45	45	45	45	30	0	0	0
	Total	21	30	54	54	80	80	80	80	52	0	0	0	0	2	2	2	2	10	10	10	10	8	0	0	0	0	23	32	56	56	90	90	90	90	60	0	0	0

Vehicle PCE Trips		Regular Shift													Extended Shift												Total											
		2012			2013				2014				2015		2012			2013				2014				2015		2012			2013				2014				2015	
		2Q	3Q	4Q	1Q	2Q	3Q	4Q	1Q	2Q	3Q	4Q	1Q	2Q	2Q	3Q	4Q	1Q	2Q	3Q	4Q	1Q	2Q	3Q	4Q	1Q	2Q	2Q	3Q	4Q	1Q	2Q	3Q	4Q	1Q	2Q	3Q	4Q	1Q	2Q
Time	In / Out																																						
05:00 AM - 06:00 AM	In	0	0	0	0	0	0	0	0	0	0	0	0	0	0	0	0	0	0	0	0	0	0	0	0	0	0	0	0	0	0	0	0	0	0	0	0	0	0
	Out	0	0	0	0	0	0	0	0	0	0	0	0	0	0	0	0	0	0	0	0	0	0	0	0	0	0	0	0	0	0	0	0	0	0	0	0	0	0
	Total	0	0	0	0	0	0	0	0	0	0	0	0	0	0	0	0	0	0	0	0	0	0	0	0	0	0	0	0	0	0	0	0	0	0	0	0	0	0
06:00 AM - 07:00 AM	In	6	10	18	18	25	25	25	25	17	0	0	0	0	1	1	1	1	5	5	5	5	4	0	0	0	0	7	11	19	19	30	30	30	30	21	0	0	0
	Out	4	4	6	6	8	8	8	8	6	0	0	0	0	0	0	0	0	2	2	2	2	2	0	0	0	0	4	4	6	6	10	10	10	10	8	0	0	0
	Total	10	14	24	24	33	33	33	33	23	0	0	0	0	1	1	1	1	7	7	7	7	6	0	0	0	0	11	15	25	25	40	40	40	40	29	0	0	0
07:00 AM - 08:00 AM	In	3	3	5	5	8	8	8	8	5	0	0	0	0	0	0	0	0	1	1	1	1	1	0	0	0	0	3	3	5	5	9	9	9	9	6	0	0	0
	Out	2	2	2	2	4	4	4	4	2	0	0	0	0	0	0	0	0	0	0	0	0	0	0	0	0	0	2	2	2	2	4	4	4	4	2	0	0	0
	Total	5	5	7	7	12	12	12	12	7	0	0	0	0	0	0	0	0	1	1	1	1	1	0	0	0	0	5	5	7	7	13	13	13	13	8	0	0	0
08:00 AM - 09:00 AM	In	2	2	2	2	4	4	4	4	2	0	0	0	0	0	0	0	0	0	0	0	0	0	0	0	0	0	2	2	2	2	4	4	4	4	2	0	0	0
	Out	2	2	2	2	4	4	4	4	2	0	0	0	0	0	0	0	0	0	0	0	0	0	0	0	0	0	2	2	2	2	4	4	4	4	2	0	0	0
	Total	4	4	4	4	8	8	8	8	4	0	0	0	0	0	0	0	0	0	0	0	0	0	0	0	0	0	4	4	4	4	8	8	8	8	4	0	0	0
09:00 AM - 10:00 AM	In	2	2	2	2	4	4	4	4	2	0	0	0	0	0	0	0	0	0	0	0	0	0	0	0	0	0	2	2	2	2	4	4	4	4	2	0	0	0
	Out	2	2	2	2	4	4	4	4	2	0	0	0	0	0	0	0	0	0	0	0	0	0	0	0	0	0	2	2	2	2	4	4	4	4	2	0	0	0
	Total	4	4	4	4	8	8	8	8	4	0	0	0	0	0	0	0	0	0	0	0	0	0	0	0	0	0	4	4	4	4	8	8	8	8	4	0	0	0
10:00 AM - 11:00 AM	In	2	2	2	2	4	4	4	4	2	0	0	0	0	0	0	0	0	0	0	0	0	0	0	0	0	0	2	2	2	2	4	4	4	4	2	0	0	0
	Out	2	2	2	2	4	4	4	4	2	0	0	0	0	0	0	0	0	0	0	0	0	0	0	0	0	0	2	2	2	2	4	4	4	4	2	0	0	0
	Total	4	4	4	4	8	8	8	8	4	0	0	0	0	0	0	0	0	0	0	0	0	0	0	0	0	0	4	4	4	4	8	8	8	8	4	0	0	0
11:00 AM - 12:00 PM	In	2	2	2	2	4	4	4	4	2	0	0	0	0	0	0	0	0	0	0	0	0	0	0	0	0	0	2	2	2	2	4	4	4	4	2	0	0	0
	Out	2	2	2	2	4	4	4	4	2	0	0	0	0	0	0	0	0	0	0	0	0	0	0	0	0	0	2	2	2	2	4	4	4	4	2	0	0	0
	Total	4	4	4	4	8	8	8	8	4	0	0	0	0	0	0	0	0	0	0	0	0	0	0	0	0	0	4	4	4	4	8	8	8	8	4	0	0	0
12:00 PM - 01:00 PM	In	2	2	2	2	4	4	4	4	2	0	0	0	0	0	0	0	0	0	0	0	0	0	0	0	0	0	2	2	2	2	4	4	4	4	2	0	0	0
	Out	2	2	2	2	4	4	4	4	2	0	0	0	0	0	0	0	0	0	0	0	0	0	0	0	0	0	2	2	2	2	4	4	4	4	2	0	0	0
	Total	4	4	4	4	8	8	8	8	4	0	0	0	0	0	0	0	0	0	0	0	0	0	0	0	0	0	4	4	4	4	8	8	8	8	4	0	0	0
01:00 PM - 02:00 PM	In	0	0	2	2	2	2	2	2	2	0	0	0	0	0	0	0	0	0	0	0	0	0	0	0	0	0	0	0	2	2	2	2	2	2	2	0	0	0
	Out	0	0	2	2	2	2	2	2	2	0	0	0	0	0	0	0	0	0	0	0	0	0	0	0	0	0	0	0	2	2	2	2	2	2	2	0	0	0
	Total	0	0	4	4	4	4	4	4	4	0	0	0	0	0	0	0	0	0	0	0	0	0	0	0	0	0	0	0	4	4	4	4	4	4	4	0	0	0
02:00 PM - 03:00 PM	In	0	0	2	2	2	2	2	2	2	0	0	0	0	0	0	0	0	0	0	0	0	0	0	0	0	0	0	0	2	2	2	2	2	2	2	0	0	0
	Out	0	0	3	3	3	3	3	3	3	0	0	0	0	0	0	0	0	0	0	0	0	0	0	0	0	0	0	0	3	3	3	3	3	3	3	0	0	0
	Total	0	0	5	5	5	5	5	5	5	0	0	0	0	0	0	0	0	0	0	0	0	0	0	0	0	0	0	0	5	5	5	5	5	5	5	0	0	0
03:00 PM - 04:00 PM	In	0	0	2	2	2	2	2	2	2	0	0	0	0	0	0	0	0	0	0	0	0	0	0	0	0	0	0	0	2	2	2	2	2	2	2	0	0	0
	Out	2	6	14	14	19	19	19	19	13	0	0	0	0	0	0	0	0	0	0	0	0	0	0	0	0	0	2	6	14	14	19	19	19	19	13	0	0	0
	Total	2	6	16	16	21	21	21	21	15	0	0	0	0	0	0	0	0	0	0	0	0	0	0	0	0	0	2	6	16	16	21	21	21	21	15	0	0	0
04:00 PM - 05:00 PM	In	0	0	0	0	0	0	0	0	0	0	0	0	0	0	0	0	0	0	0	0	0	0	0	0	0	0	0	0	0	0	0	0	0	0	0	0	0	0
	Out	0	1	2	2	3	3	3	3	2	0	0	0	0	0	0	0	0	0	0	0	0	0	0	0	0	0	0	1	2	2	3	3	3	3	2	0	0	0
	Total	0	1	2	2	3	3	3	3	2	0	0	0	0	0	0	0	0	0	0	0	0	0	0	0	0	0	0	1	2	2	3	3	3	3	2	0	0	0
05:00 PM - 06:00 PM	In	0	0	0	0	0	0	0	0	0	0	0	0	0	0	0	0	0	0	0	0	0	0	0	0	0	0	0	0	0	0	0	0	0	0	0	0	0	0
	Out	0	0	0	0	0	0	0	0	0	0	0	0	0	0	0	0	0	1	1	1	1	1	0	0	0	0	0	0	0	0	1	1	1	1	1	0	0	0
	Total	0	0	0	0	0	0	0	0	0	0	0	0	0	0	0	0	0	1	1	1	1	1	0	0	0	0	0	0	0	0	1	1	1	1	1	0	0	0
06:00 PM - 07:00 PM	In	0	0	0	0	0	0	0	0	0	0	0	0	0	1	1	1	1	3	3	3	3	2	0	0	0	0	1	1	1	1	3	3	3	3	2	0	0	0
	Out	0	0	0	0	0	0	0	0	0	0	0	0	0	0	0	0	0	0	0	0	0	0	0	0	0	0	0	0	0	0	0	0	0	0	0	0	0	0
	Total	0	0	0	0	0	0	0	0	0	0	0	0	0	1	1	1	1	3	3	3	3	2	0	0	0	0	1	1	1	1	3	3	3	3	2	0	0	0
07:00 PM - 08:00 PM	In	0	0	0	0	0	0	0	0	0	0	0	0	0	0	0	0	0	0	0	0	0	0	0	0	0	0	0	0	0	0	0	0	0	0	0	0	0	0
	Out	0	0	0	0	0	0	0	0	0	0	0	0	0	0	0	0	0	0	0	0	0	0	0	0	0	0	0	0	0	0	0	0	0	0

Weekday East Campus Vehicle Trips

Vehicle Trips

		Regular Shift												Extended Shift										Total									
		2012			2013				2014				2015	2012			2013				2014				2015	2012			2013				2014				2015
		2Q	3Q	4Q	1Q	2Q	3Q	4Q	1Q	2Q	3Q	4Q	1Q 2Q	2Q	3Q	4Q	1Q	2Q	3Q	4Q	1Q	2Q	3Q	4Q	1Q 2Q	2Q	3Q	4Q	1Q	2Q	3Q	4Q	1Q	2Q	3Q	4Q	1Q 2Q
Time	In / Out																																				
	In	0	0	0	0	0	0	0	0	0	0	0	0 0	0	0	0	0	0	0	0	0	0	0	0	0 0	0	0	0	0	0	0	0	0	0	0	0	0 0
05:00 AM - 06:00 AM	Out	0	0	0	0	0	0	0	0	0	0	0	0 0	0	0	0	0	0	0	0	0	0	0	0	0 0	0	0	0	0	0	0	0	0	0	0	0	0 0
	Total	0	0	0	0	0	0	0	0	0	0	0	0 0	0	0	0	0	0	0	0	0	0	0	0	0 0	0	0	0	0	0	0	0	0	0	0	0	0 0
	In	15	26	31	43	52	53	62	59	57	37	32	26 12	0	6	13	6	3	6	12	12	12	15	8	5 0	15	32	44	49	55	59	74	71	69	52	40	31 12
06:00 AM - 07:00 AM	Out	6	9	11	10	12	10	20	20	24	17	15	13 7	0	2	5	2	1	1	4	4	5	7	4	3 0	6	11	16	12	13	11	24	24	29	24	19	16 7
	Total	21	35	42	53	64	63	82	79	81	54	47	39 19	0	8	18	8	4	7	16	16	17	22	12	8 0	21	43	60	61	68	70	98	95	98	76	59	47 19
	In	5	8	9	12	15	15	19	18	17	12	10	8 4	0	2	4	2	1	1	4	4	4	5	3	2 0	5	10	13	14	16	16	23	22	21	17	13	10 4
07:00 AM - 08:00 AM	Out	3	4	4	4	5	4	8	8	9	7	6	5 3	0	1	2	1	0	0	2	2	2	3	2	1 0	3	5	6	5	5	4	10	10	11	10	8	6 3
	Total	8	12	13	16	20	19	27	26	26	19	16	13 7	0	3	6	3	1	1	6	6	6	8	5	3 0	8	15	19	19	21	20	33	32	32	27	21	16 7
	In	3	4	4	4	5	4	8	8	9	7	6	5 3	0	1	2	1	0	0	2	2	2	3	2	1 0	3	5	6	5	5	4	10	10	11	10	8	6 3
08:00 AM - 09:00 AM	Out	3	4	4	4	5	4	8	8	9	7	6	5 3	0	1	2	1	0	0	2	2	2	3	2	1 0	3	5	6	5	5	4	10	10	11	10	8	6 3
	Total	6	8	8	8	10	8	16	16	18	14	12	10 6	0	2	4	2	0	0	4	4	4	6	4	2 0	6	10	12	10	10	8	20	20	22	20	16	12 6
	In	3	4	4	4	5	4	8	8	9	7	6	5 3	0	1	2	1	0	0	2	2	2	3	2	1 0	3	5	6	5	5	4	10	10	11	10	8	6 3
09:00 AM - 10:00 AM	Out	3	4	4	4	5	4	8	8	9	7	6	5 3	0	1	2	1	0	0	2	2	2	3	2	1 0	3	5	6	5	5	4	10	10	11	10	8	6 3
	Total	6	8	8	8	10	8	16	16	18	14	12	10 6	0	2	4	2	0	0	4	4	4	6	4	2 0	6	10	12	10	10	8	20	20	22	20	16	12 6
	In	3	4	4	4	5	4	8	8	9	7	6	5 3	0	0	1	1	0	0	1	1	1	1	1	1 0	3	4	5	4	5	4	9	9	10	8	7	6 3
10:00 AM - 11:00 AM	Out	3	4	4	4	5	4	8	8	9	7	6	5 3	0	0	1	0	0	0	1	1	1	1	1	1 0	3	4	5	4	5	4	9	9	10	8	7	6 3
	Total	6	8	8	8	10	8	16	16	18	14	12	10 6	0	0	2	1	0	0	2	2	2	2	2	2 0	6	8	10	8	10	8	18	18	20	16	14	12 6
	In	3	4	4	4	5	4	8	8	9	7	6	5 3	0	0	1	0	0	0	1	1	1	1	1	1 0	3	4	5	4	5	4	9	9	10	8	7	6 3
11:00 AM - 12:00 PM	Out	3	4	4	4	5	4	8	8	9	7	6	5 3	0	0	1	0	0	0	1	1	1	1	1	1 0	3	4	5	4	5	4	9	9	10	8	7	6 3
	Total	6	8	8	8	10	8	16	16	18	14	12	10 6	0	0	2	0	0	0	2	2	2	2	2	2 0	6	8	10	8	10	8	18	18	20	16	14	12 6
	In	3	4	4	4	5	4	8	8	9	7	6	5 3	0	0	1	0	0	0	1	1	1	1	1	1 0	3	4	5	4	5	4	9	9	10	8	7	6 3
12:00 PM - 01:00 PM	Out	3	4	4	4	5	4	8	8	9	7	6	5 3	0	0	1	0	0	0	1	1	1	1	1	1 0	3	4	5	4	5	4	9	9	10	8	7	6 3
	Total	6	8	8	8	10	8	16	16	18	14	12	10 6	0	0	2	0	0	0	2	2	2	2	2	2 0	6	8	10	8	10	8	18	18	20	16	14	12 6
	In	1	2	2	2	2	2	4	4	5	3	3	3 1	0	0	1	0	0	0	1	1	1	1	1	1 0	1	2	3	2	2	2	5	5	6	4	4	4 1
01:00 PM - 02:00 PM	Out	1	2	2	2	2	2	4	4	5	3	3	3 1	0	0	1	0	0	0	1	1	1	1	1	1 0	1	2	3	2	2	2	5	5	6	4	4	4 1
	Total	2	4	4	4	4	4	8	8	10	6	6	6 2	0	0	2	0	0	0	2	2	2	2	2	2 0	2	4	6	4	4	4	10	10	12	8	8	8 2
	In	1	2	2	2	2	2	4	4	5	3	3	3 1	0	0	1	0	0	0	1	1	1	1	1	1 0	1	2	3	2	2	2	5	5	6	4	4	4 1
02:00 PM - 03:00 PM	Out	2	3	3	4	4	5	7	6	7	4	4	4 1	0	0	1	0	0	0	1	1	1	1	1	1 0	2	3	4	4	4	5	8	7	8	5	5	5 1
	Total	3	5	5	6	6	7	11	10	12	7	7	7 2	0	0	2	0	0	0	2	2	2	2	2	2 0	3	5	7	6	6	7	13	12	14	9	9	9 2
	In	1	2	2	2	2	2	4	4	5	3	3	3 1	0	0	1	0	0	0	1	1	1	1	1	1 0	1	2	3	2	2	2	5	5	6	4	4	4 1
03:00 PM - 04:00 PM	Out	10	19	22	35	42	45	46	43	38	23	20	16 6	0	0	1	0	0	0	1	1	1	1	1	1 0	10	19	23	35	42	45	47	44	39	24	21	17 6
	Total	11	21	24	37	44	47	50	47	43	26	23	19 7	0	0	2	0	0	0	2	2	2	2	2	2 0	11	21	26	37	44	47	52	49	45	28	25	21 7
	In	0	0	0	0	0	0	0	0	0	0	0	0 0	0	0	1	0	0	0	1	1	1	1	1	1 0	0	0	1	0	0	0	1	1	1	1	1	1 0
04:00 PM - 05:00 PM	Out	2	3	4	6	7	8	8	7	6	4	3	2 1	0	0	1	0	0	0	1	1	1	1	1	1 0	2	3	5	6	7	8	9	8	7	5	4	3 1
	Total	2	3	4	6	7	8	8	7	6	4	3	2 1	0	0	2	0	0	0	2	2	2	2	2	2 0	2	3	5	6	7	8	10	9	8	6	5	4 1
	In	0	0	0	0	0	0	0	0	0	0	0	0 0	0	0	1	0	0	0	1	1	1	1	1	1 0	0	0	1	0	0	0	1	1	1	1	1	1 0
05:00 PM - 06:00 PM	Out	0	0	0	0	0	0	0	0	0	0	0	0 0	0	1	3	1	1	1	3	3	3	3	2	2 0	0	1	3	1	1	1	3	3	3	3	2	2 0
	Total	0	0	0	0	0	0	0	0	0	0	0	0 0	0	1	4	1	1	1	4	4	4	4	3	3 0	0	1	4	1	1	1	4	4	4	4	3	3 0
	In	0	0	0	0	0	0	0	0	0	0	0	0 0	0	0	1	0	0	0	1	1	1	1	1	1 0	0	0	1	0	0	0	1	1	1	1	1	1 0
06:00 PM - 07:00 PM	Out	0	0	0	0	0	0	0	0	0	0	0	0 0	0	4	9	4	2	5	9	9	8	9	5	3 0	0	4	9	4	2	5	9	9	8	9	5	3 0
	Total	0	0	0	0	0	0	0	0	0	0	0	0 0	0	4	10	4	2	5	10	10	9	10	6	4 0	0	4	10	4	2	5	10	10	9	10	6	4 0
	In	0	0	0	0	0	0	0	0	0	0	0	0 0	0	0	0	0	0	0	0	0	0	0	0	0 0	0	0	0	0	0	0	0	0	0	0	0	0 0
07:00 PM - 08:00 PM	Out	0	0	0	0	0	0	0	0	0	0	0	0 0	0	0	0	0	0	0	0	0	0	0	0	0 0	0	0	0	0	0	0	0	0	0	0	0	0 0
	Total	0	0	0	0	0	0	0	0	0	0	0	0 0	0	0	0	0	0	0	0	0	0	0	0	0 0	0	0	0	0	0	0	0	0	0	0	0	0 0
Total	In	38	60	66	81	98	94	133	129	134	93	81	68 34	0	10	30	10	4	7	29	29	29	35	24	18 0	38	70	96	91	102	101	162	158	163	128	105	86 34
	Out	39	60	66	81	97	94	133	128	134	93	81	68 34	0	10	30	10	4	7	29	29	29	35	24	18 0	39	70	96	91	101	101	162	157	163	128	105	86 34
	Total	77	120	132	162	195	188	266	257	268	186	162	136 68	0	20	60	20	8	14	58	58	58	70	48	36 0	77	140	192	182	203	202	324	315	326	256	210	172 68

Vehicle PCE Trips

		Regular Shift												Extended Shift										Total									
		2012			2013				2014				2015	2012			2013				2014				2015	2012			2013				2014				2015
		2Q	3Q	4Q	1Q	2Q	3Q	4Q	1Q	2Q	3Q	4Q	1Q 2Q	2Q	3Q	4Q	1Q	2Q	3Q	4Q	1Q	2Q	3Q	4Q	1Q 2Q	2Q	3Q	4Q	1Q	2Q	3Q	4Q	1Q	2Q	3Q	4Q	1Q 2Q
Time	In / Out																																				
	In	0	0	0	0	0	0	0	0	0	0	0	0 0	0	0	0	0	0	0	0	0	0	0	0	0 0	0	0	0	0	0	0	0	0	0	0	0	0 0
05:00 AM - 06:00 AM	Out	0	0	0	0	0	0	0	0	0	0	0	0 0	0	0	0	0	0	0	0	0	0	0	0	0 0	0	0	0	0	0	0	0	0	0	0	0	0 0
	Total	0	0	0	0	0	0	0	0	0	0	0	0 0	0	0	0	0	0	0	0	0	0	0	0	0 0	0	0	0	0	0	0	0	0	0	0	0	0 0
	In	21	35	42	53	64	63	82	79	81	54	47	39 19	0	8	18	8	4	7	16	16	17	22	12	8 0	21	43	60	61	68	70	98	95	98	76	59	47 19
06:00 AM - 07:00 AM	Out	12	18	22	20	24	20	40	40	48	34	30	26 14	0	4	10	4	2	2	8	8	10	14	8	6 0	12	22	32	24	26	22	48	48	58	48	38	32 14
	Total	33	53	64	73	88	83	122	119	129	88	77	65 33	0	12	28	12	6	9	24	24	27	36	20	14 0	33	65	92	85	94	92	146	143	156	124	97	79 33
	In	8	12	13	16	20	19	27	26	26	19	16	13 7	0	3	6	3	1	1	6	6	6	8	5	3 0	8	15	19	19	21	20	33	32	32	27	21	16 7
07:00 AM - 08:00 AM	Out	6	8	8	8	10	8	16	16	18	14	12	10 6	0	2	4	2	0	0	4	4	4	6	4	2 0	6	10	12	10	10	8	20	20	22	20	16	12 6
	Total	14	20	21	24	30	27	43	42	44	33	28	23 13	0	5	10	5	1	1	10	10	10	14	9	5 0	14	25	31	29	31	28	53	52	54	47	37	28 13
	In	6	8	8	8	10	8	16	16	18	14	12	10 6	0	2	4	2	0	0	4	4	4	6	4	2 0	6	10	12	10	10	8	20	20	22	20	16	12 6
08:00 AM - 09:00 AM	Out	6	8	8	8	10	8	16	16	18	14	12	10 6	0	2	4	2	0	0	4	4	4	6	4	2 0	6	10	12	10	10	8	20	20	22	20	16	12 6
	Total	12	16	16	16	20	16	32	32	36	28	24	20 12	0	4	8	4	0	0	8	8	8	12	8	4 0	12	20	24	20	20	16	40	40	44	40	32	24 12
	In	6	8	8	8	10	8	16	16	18	14	12	10 6	0	2	4	2	0	0	4	4	4	6	4	2 0	6	10	12	10	10	8	20	20	22	20	16	12 6
09:00 AM - 10:00 AM	Out	6	8	8	8	10	8	16	16	18	14	12	10 6	0	2	4	2	0	0	4	4	4	6	4	2 0	6	10	12	10	10	8	20	20	22	20	16	12 6
	Total	12	16	16	16	20	16	32	32	36	28	24	20 12	0	4	8	4	0	0	8	8	8	12	8	4 0	12	20	24	20	20	16	40	40	44	40	32	24 12
	In	6	8	8	8	10	8	16	16	18	14	12	10 6	0	0	2	0	0	0	2	2	2	2	2	2 0	6	8	10	8	10	8	18	18	20	16	14	12 6
10:00 AM - 11:00 AM	Out	6	8	8	8	10	8	16	16	18	14	12	10 6	0	0	2	0	0	0	2	2	2	2	2	2 0	6	8	10	8	10	8	18	18	20	16	14	12 6
	Total	12	16	16	16	20	16	32	32	36	28	24	20 12	0	0	4	0	0	0	4	4	4	4	4	4 0	12	16	20	16	20	16	36	36	40	32	28	24 12
	In	6	8	8	8	10	8	16	16	18	14	12	10 6	0	0	2	0	0	0	2	2	2	2	2	2 0	6	8	10	8	10	8	18	18	20	16	14	12 6
11:00 AM - 12:00 PM	Out	6	8	8	8	10	8	16	16	18	14	12	10 6	0	0	2	0	0	0	2	2	2	2	2	2 0	6	8	10	8	10	8	18	18	20	16	14	12 6
	Total	12	16	16	16	20	16	32	32	36	28	24	20 12	0	0	4	0	0	0	4	4	4	4	4	4 0	12	16	20	16	20	16	36	36	40	32	28	24 12
	In	6	8	8	8	10	8	16	16	18	14	12	10 6	0	0	2	0	0	0	2	2	2	2	2	2 0	6	8	10	8	10	8	18	18	20	16	14	12 6
12:00 PM - 01:00 PM	Out	6	8	8	8	10	8	16	16	18	14	12	10 6	0	0	2	0	0	0	2	2	2	2	2	2 0	6	8	10	8	10	8	18	18	20	16	14	12 6
	Total	12	16	16	16	20	16	32	32	36	28	24	20 12	0	0	4	0	0	0	4	4	4	4	4	4 0	12	16	20	16	20	16	36	36	40	32	28	24 12
	In	2	4	4	4	4	4	8	8	10	6	6	6 2	0	0	2	0	0	0	2	2	2	2	2	2 0	2	4	6	4	4	4	10	10	12	8	8	8 2
01:00 PM - 02:00 PM	Out	2	4	4	4	4	4	8	8	10	6	6	6 2	0	0	2	0	0	0	2	2	2	2	2	2 0	2	4	6	4	4	4	10	10	12	8	8	8 2
	Total	4	8	8	8	8	8	16	16	20	12	12	12 4	0	0	4	0	0	0	4	4	4	4	4	4 0	4	8	12	8	8	8	20	20	24	16	16	16 4
	In	2	4	4	4	4	4	8	8	10	6	6	6 2	0	0	2	0	0	0	2	2	2	2	2	2 0	2	4	6	4	4	4	10	10	12	8	8	8 2
02:00 PM - 03:00 PM	Out	3	5	5	6	6	6	7	11	10	12	7	7 2	0	0	2	0	0	0	2	2	2	2	2	2 0	3	5	7	6	6	7	13	12	14	9	9	9 2
	Total	5	9	9	10	10	11	19	18	22	13	13	13 4	0	0	4	0	0	0	4	4	4	4	4	4 0	5	9	13	10	10	11	23	22	26	17	17	17 4
	In	2	4	4	4	4	4	8	8	10	6	6	6 2	0	0	2	0	0	0	2	2	2	2	2	2 0	2	4	6	4	4	4	10	10	12	8	8	8 2
03:00 PM - 04:00 PM	Out	11	21	24	37	44	47	50	47	43	26	23	19 7	0	0	2	0	0	0	2	2	2	2	2	2 0	11	21	26	37	44	47	52	49	45	28	25	21 7
	Total	13	25	28	41	48	51	58	55	53	32	29	25 9	0	0	4	0	0	0	4	4	4	4	4	4 0	13	25	32	41	48	51	62	59	57	36	33	29 9
	In	0	0	0	0	0	0	0	0	0	0	0	0 0	0	0	2	0	0	0	2	2	2	2	2	2 0	0	0	2	0	0	0	2	2	2	2	2	2 0
04:00 PM - 05:00 PM	Out	2	3	4	6	7	8	8	7	6	4	3	2 1	0	0	2	0	0	0	2	2	2	2	2	2 0	2	3	6	6	7	8	10	9	8	6	5	4 1
	Total	2	3	4	6	7	8	8	7	6	4	3	2 1	0	0	4	0	0	0	4	4	4	4	4	4 0	2	3	8	6	7	8	12	11	10	8	7	6 1
	In	0	0	0	0	0	0	0	0	0	0	0	0 0	0	0	2	0	0	0	2	2	2	2	2	2 0	0	0	2	0	0	0	2	2	2	2	2	2 0
05:00 PM - 06:00 PM	Out	0	0	0	0	0	0	0	0	0	0	0	0 0	0	1	4	1	1	1	4	4	4	4	3	3 0	0	1	4	1	1	1	4	4	4	4	3	3 0
	Total	0	0	0	0	0	0	0	0	0	0	0	0 0	0	1	6	1	1	1	6	6	6	6	5	5 0	0	1	6	1	1	1	6	6	6	6	5	5 0
	In	0	0	0	0	0	0	0	0	0	0	0	0 0	0	0	2	0	0	0	2	2	2	2	2	2 0	0	0	2	0	0	0	2	2	2	2	2	2 0
06:00 PM - 07:00 PM	Out	0	0	0	0	0	0	0	0	0	0	0	0 0	0	4	10	4	2	5	10	10	9	10	6	4 0	0	4	10	4	2	5	10	10	9	10	6	4 0
	Total	0	0	0	0	0	0	0	0	0	0	0	0 0	0	4	12	4	2	5	12	12	11	12	8	6 0	0	4	12	4	2	5	12	12	11	12	8	6 0
	In	0	0	0	0	0	0	0	0	0	0	0	0 0	0	0	0	0	0	0	0	0	0	0	0	0 0	0	0	0	0	0	0	0	0	0	0	0	0 0
07:00 PM - 08:00 PM	Out	0	0	0	0	0	0	0	0	0	0	0	0 0	0	0	0	0	0	0	0	0	0	0	0	0 0	0	0	0	0	0	0	0	0	0	0	0	0 0
	Total	0	0	0	0	0	0	0	0	0	0	0	0 0	0	0	0	0	0	0	0	0	0	0	0	0 0	0	0	0	0	0	0	0	0	0	0	0	0 0
Total	In	65	99	107	121	146	134	213	209	227	161	141

Weekday Triangle Site Vehicle Trips

Vehicle Trips

		Regular Shift												Extended Shift												Total											
		2012			2013				2014				2015		2012			2013				2014				2015		2012			2013				2014				2015	
		2Q	3Q	4Q	1Q	2Q	3Q	4Q	1Q	2Q	3Q	4Q	1Q	2Q	2Q	3Q	4Q	1Q	2Q	3Q	4Q	1Q	2Q	3Q	4Q	1Q	2Q	2Q	3Q	4Q	1Q	2Q	3Q	4Q	1Q	2Q	3Q	4Q	1Q	2Q
Time	In / Out																																							
	In	0	0	0	0	0	0	0	0	0	0	0	0	0	0	0	0	0	0	0	0	0	0	0	0	0	0	0	0	0	0	0	0	0	0	0	0	0	0	0
05:00 AM - 06:00 AM	Out	0	0	0	0	0	0	0	0	0	0	0	0	0	0	0	0	0	0	0	0	0	0	0	0	0	0	0	0	0	0	0	0	0	0	0	0	0	0	0
	Total	0	0	0	0	0	0	0	0	0	0	0	0	0	0	0	0	0	0	0	0	0	0	0	0	0	0	0	0	0	0	0	0	0	0	0	0	0	0	0
	In	0	0	0	0	0	0	0	1	3	4	4	2	0	0	0	0	0	0	0	0	0	0	0	0	0	0	0	0	0	0	1	3	4	4	2	0	0	0	0
06:00 AM - 07:00 AM	Out	0	0	0	0	0	0	0	1	2	2	3	1	0	0	0	0	0	0	0	0	0	0	0	0	0	0	0	0	0	0	1	2	2	3	1	0	0	0	0
	Total	0	0	0	0	0	0	0	2	5	6	7	3	0	0	0	0	0	0	0	0	0	0	0	0	0	0	0	0	0	0	2	5	6	7	3	0	0	0	0
	In	0	0	0	0	0	0	0	0	1	2	1	0	0	0	0	0	0	0	0	0	0	0	0	0	0	0	0	0	0	0	0	1	2	1	0	0	0	0	0
07:00 AM - 08:00 AM	Out	0	0	0	0	0	0	0	0	1	1	1	0	0	0	0	0	0	0	0	0	0	0	0	0	0	0	0	0	0	0	0	1	1	1	0	0	0	0	0
	Total	0	0	0	0	0	0	0	0	2	3	2	0	0	0	0	0	0	0	0	0	0	0	0	0	0	0	0	0	0	0	0	2	3	2	0	0	0	0	0
	In	0	0	0	0	0	0	0	0	1	1	1	0	0	0	0	0	0	0	0	0	0	0	0	0	0	0	0	0	0	0	0	1	1	1	0	0	0	0	0
08:00 AM - 09:00 AM	Out	0	0	0	0	0	0	0	0	1	1	1	0	0	0	0	0	0	0	0	0	0	0	0	0	0	0	0	0	0	0	0	1	1	1	0	0	0	0	0
	Total	0	0	0	0	0	0	0	0	2	2	2	0	0	0	0	0	0	0	0	0	0	0	0	0	0	0	0	0	0	0	0	2	2	2	0	0	0	0	0
	In	0	0	0	0	0	0	0	0	1	1	1	0	0	0	0	0	0	0	0	0	0	0	0	0	0	0	0	0	0	0	0	1	1	1	0	0	0	0	0
09:00 AM - 10:00 AM	Out	0	0	0	0	0	0	0	0	1	1	1	0	0	0	0	0	0	0	0	0	0	0	0	0	0	0	0	0	0	0	0	1	1	1	0	0	0	0	0
	Total	0	0	0	0	0	0	0	0	2	2	2	0	0	0	0	0	0	0	0	0	0	0	0	0	0	0	0	0	0	0	0	2	2	2	0	0	0	0	0
	In	0	0	0	0	0	0	0	0	1	1	1	0	0	0	0	0	0	0	0	0	0	0	0	0	0	0	0	0	0	0	0	1	1	1	0	0	0	0	0
10:00 AM - 11:00 AM	Out	0	0	0	0	0	0	0	0	1	1	1	0	0	0	0	0	0	0	0	0	0	0	0	0	0	0	0	0	0	0	0	1	1	1	0	0	0	0	0
	Total	0	0	0	0	0	0	0	0	2	2	2	0	0	0	0	0	0	0	0	0	0	0	0	0	0	0	0	0	0	0	0	2	2	2	0	0	0	0	0
	In	0	0	0	0	0	0	0	0	1	1	1	0	0	0	0	0	0	0	0	0	0	0	0	0	0	0	0	0	0	0	0	1	1	1	0	0	0	0	0
11:00 AM - 12:00 PM	Out	0	0	0	0	0	0	0	0	1	1	1	0	0	0	0	0	0	0	0	0	0	0	0	0	0	0	0	0	0	0	0	1	1	1	0	0	0	0	0
	Total	0	0	0	0	0	0	0	0	2	2	2	0	0	0	0	0	0	0	0	0	0	0	0	0	0	0	0	0	0	0	0	2	2	2	0	0	0	0	0
	In	0	0	0	0	0	0	0	0	1	1	1	0	0	0	0	0	0	0	0	0	0	0	0	0	0	0	0	0	0	0	0	1	1	1	0	0	0	0	0
12:00 PM - 01:00 PM	Out	0	0	0	0	0	0	0	0	1	1	1	0	0	0	0	0	0	0	0	0	0	0	0	0	0	0	0	0	0	0	0	1	1	1	0	0	0	0	0
	Total	0	0	0	0	0	0	0	0	2	2	2	0	0	0	0	0	0	0	0	0	0	0	0	0	0	0	0	0	0	0	0	2	2	2	0	0	0	0	0
	In	0	0	0	0	0	0	0	0	0	0	1	0	0	0	0	0	0	0	0	0	0	0	0	0	0	0	0	0	0	0	0	0	0	1	0	0	0	0	0
01:00 PM - 02:00 PM	Out	0	0	0	0	0	0	0	0	0	0	1	0	0	0	0	0	0	0	0	0	0	0	0	0	0	0	0	0	0	0	0	0	0	1	0	0	0	0	0
	Total	0	0	0	0	0	0	0	0	0	0	2	0	0	0	0	0	0	0	0	0	0	0	0	0	0	0	0	0	0	0	0	0	0	2	0	0	0	0	0
	In	0	0	0	0	0	0	0	0	0	0	1	0	0	0	0	0	0	0	0	0	0	0	0	0	0	0	0	0	0	0	0	0	0	1	0	0	0	0	0
02:00 PM - 03:00 PM	Out	0	0	0	0	0	0	0	0	0	0	1	0	0	0	0	0	0	0	0	0	0	0	0	0	0	0	0	0	0	0	0	0	0	1	0	0	0	0	0
	Total	0	0	0	0	0	0	0	0	0	0	2	0	0	0	0	0	0	0	0	0	0	0	0	0	0	0	0	0	0	0	0	0	0	2	0	0	0	0	0
	In	0	0	0	0	0	0	0	0	1	0	1	0	0	0	0	0	0	0	0	0	0	0	0	0	0	0	0	0	0	0	0	0	1	0	0	0	0	0	0
03:00 PM - 04:00 PM	Out	0	0	0	0	0	0	0	0	1	2	2	1	0	0	0	0	0	0	0	0	0	0	0	0	0	0	0	0	0	0	0	1	2	2	1	0	0	0	0
	Total	0	0	0	0	0	0	0	0	1	2	3	1	0	0	0	0	0	0	0	0	0	0	0	0	0	0	0	0	0	0	0	1	2	3	1	0	0	0	0
	In	0	0	0	0	0	0	0	0	0	0	0	0	0	0	0	0	0	0	0	0	0	0	0	0	0	0	0	0	0	0	0	0	0	0	0	0	0	0	0
04:00 PM - 05:00 PM	Out	0	0	0	0	0	0	0	0	0	0	0	0	0	0	0	0	0	0	0	0	0	0	0	0	0	0	0	0	0	0	0	0	0	0	0	0	0	0	0
	Total	0	0	0	0	0	0	0	0	0	0	0	0	0	0	0	0	0	0	0	0	0	0	0	0	0	0	0	0	0	0	0	0	0	0	0	0	0	0	0
	In	0	0	0	0	0	0	0	0	0	0	0	0	0	0	0	0	0	0	0	0	0	0	0	0	0	0	0	0	0	0	0	0	0	0	0	0	0	0	0
05:00 PM - 06:00 PM	Out	0	0	0	0	0	0	0	0	0	0	0	0	0	0	0	0	0	0	0	0	0	0	0	0	0	0	0	0	0	0	0	0	0	0	0	0	0	0	0
	Total	0	0	0	0	0	0	0	0	0	0	0	0	0	0	0	0	0	0	0	0	0	0	0	0	0	0	0	0	0	0	0	0	0	0	0	0	0	0	0
	In	0	0	0	0	0	0	0	0	0	0	0	0	0	0	0	0	0	0	0	0	0	0	0	0	0	0	0	0	0	0	0	0	0	0	0	0	0	0	0
06:00 PM - 07:00 PM	Out	0	0	0	0	0	0	0	0	0	0	0	0	0	0	0	0	0	0	0	0	0	0	0	0	0	0	0	0	0	0	0	0	0	0	0	0	0	0	0
	Total	0	0	0	0	0	0	0	0	0	0	0	0	0	0	0	0	0	0	0	0	0	0	0	0	0	0	0	0	0	0	0	0	0	0	0	0	0	0	0
	In	0	0	0	0	0	0	0	0	0	0	0	0	0	0	0	0	0	0	0	0	0	0	0	0	0	0	0	0	0	0	0	0	0	0	0	0	0	0	0
07:00 PM - 08:00 PM	Out	0	0	0	0	0	0	0	0	0	0	0	0	0	0	0	0	0	0	0	0	0	0	0	0	0	0	0	0	0	0	0	0	0	0	0	0	0	0	0
	Total	0	0	0	0	0	0	0	0	0	0	0	0	0	0	0	0	0	0	0	0	0	0	0	0	0	0	0	0	0	0	0	0	0	0	0	0	0	0	0
Total	In	0	0	0	0	0	0	0	1	9	11	13	2	0	0	0	0	0	0	0	0	0	0	0	0	0	0	0	0	0	0	1	9	11	13	2	0	0	0	0
	Out	0	0	0	0	0	0	0	1	9	10	13	2	0	0	0	0	0	0	0	0	0	0	0	0	0	0	0	0	0	0	1	9	10	13	2	0	0	0	0
	Total	0	0	0	0	0	0	0	2	18	21	26	4	0	0	0	0	0	0	0	0	0	0	0	0	0	0	0	0	0	0	2	18	21	26	4	0	0	0	0

Vehicle PCE Trips

		Regular Shift												Extended Shift												Total											
		2012			2013				2014				2015		2012			2013				2014				2015		2012			2013				2014				2015	
		2Q	3Q	4Q	1Q	2Q	3Q	4Q	1Q	2Q	3Q	4Q	1Q	2Q	2Q	3Q	4Q	1Q	2Q	3Q	4Q	1Q	2Q	3Q	4Q	1Q	2Q	2Q	3Q	4Q	1Q	2Q	3Q	4Q	1Q	2Q	3Q	4Q	1Q	2Q
Time	In / Out																																							
	In	0	0	0	0	0	0	0	0	0	0	0	0	0	0	0	0	0	0	0	0	0	0	0	0	0	0	0	0	0	0	0	0	0	0	0	0	0	0	0
05:00 AM - 06:00 AM	Out	0	0	0	0	0	0	0	0	0	0	0	0	0	0	0	0	0	0	0	0	0	0	0	0	0	0	0	0	0	0	0	0	0	0	0	0	0	0	0
	Total	0	0	0	0	0	0	0	0	0	0	0	0	0	0	0	0	0	0	0	0	0	0	0	0	0	0	0	0	0	0	0	0	0	0	0	0	0	0	0
	In	0	0	0	0	0	0	0	2	5	6	7	3	0	0	0	0	0	0	0	0	0	0	0	0	0	0	0	0	0	0	2	5	6	7	3	0	0	0	0
06:00 AM - 07:00 AM	Out	0	0	0	0	0	0	0	2	4	4	6	2	0	0	0	0	0	0	0	0	0	0	0	0	0	0	0	0	0	0	2	4	4	6	2	0	0	0	0
	Total	0	0	0	0	0	0	0	4	9	10	13	5	0	0	0	0	0	0	0	0	0	0	0	0	0	0	0	0	0	0	4	9	10	13	5	0	0	0	0
	In	0	0	0	0	0	0	0	0	2	3	2	0	0	0	0	0	0	0	0	0	0	0	0	0	0	0	0	0	0	0	0	2	3	2	0	0	0	0	0
07:00 AM - 08:00 AM	Out	0	0	0	0	0	0	0	0	2	2	2	0	0	0	0	0	0	0	0	0	0	0	0	0	0	0	0	0	0	0	0	2	2	2	0	0	0	0	0
	Total	0	0	0	0	0	0	0	0	4	5	4	0	0	0	0	0	0	0	0	0	0	0	0	0	0	0	0	0	0	0	0	4	5	4	0	0	0	0	0
	In	0	0	0	0	0	0	0	0	2	2	2	0	0	0	0	0	0	0	0	0	0	0	0	0	0	0	0	0	0	0	0	2	2	2	0	0	0	0	0
08:00 AM - 09:00 AM	Out	0	0	0	0	0	0	0	0	2	2	2	0	0	0	0	0	0	0	0	0	0	0	0	0	0	0	0	0	0	0	0	2	2	2	0	0	0	0	0
	Total	0	0	0	0	0	0	0	0	4	4	4	0	0	0	0	0	0	0	0	0	0	0	0	0	0	0	0	0	0	0	0	4	4	4	0	0	0	0	0
	In	0	0	0	0	0	0	0	0	2	2	2	0	0	0	0	0	0	0	0	0	0	0	0	0	0	0	0	0	0	0	0	2	2	2	0	0	0	0	0
09:00 AM - 10:00 AM	Out	0	0	0	0	0	0	0	0	2	2	2	0	0	0	0	0	0	0	0	0	0	0	0	0	0	0	0	0	0	0	0	2	2	2	0	0	0	0	0
	Total	0	0	0	0	0	0	0	0	4	4	4	0	0	0	0	0	0	0	0	0	0	0	0	0	0	0	0	0	0	0	0	4	4	4	0	0	0	0	0
	In	0	0	0	0	0	0	0	0	2	2	2	0	0	0	0	0	0	0	0	0	0	0	0	0	0	0	0	0	0	0	0	2	2	2	0	0	0	0	0
10:00 AM - 11:00 AM	Out	0	0	0	0	0	0	0	0	2	2	2	0	0	0	0	0	0	0	0	0	0	0	0	0	0	0	0	0	0	0	0	2	2	2	0	0	0	0	0
	Total	0	0	0	0	0	0	0	0	4	4	4	0	0	0	0	0	0	0	0	0	0	0	0	0	0	0	0	0	0	0	0	4	4	4	0	0	0	0	0
	In	0	0	0	0	0	0	0	0	2	2	2	0	0	0	0	0	0	0	0	0	0	0	0	0	0	0	0	0	0	0	0	2	2	2	0	0	0	0	0
11:00 AM - 12:00 PM	Out	0	0	0	0	0	0	0	0	2	2	2	0	0	0	0	0	0	0	0	0	0	0	0	0	0	0	0	0	0	0	0	2	2	2	0	0	0	0	0
	Total	0	0	0	0	0	0	0	0	4	4	4	0	0	0	0	0	0	0	0	0	0	0	0	0	0	0	0	0	0	0	0	4	4	4	0	0	0	0	0
	In	0	0	0	0	0	0	0	0	2	2	2	0	0	0	0	0	0	0	0	0	0	0	0	0	0	0	0	0	0	0	0	2	2	2	0	0	0	0	0
12:00 PM - 01:00 PM	Out	0	0	0	0	0	0	0	0	2	2	2	0	0	0	0	0	0	0	0	0	0	0	0	0	0	0	0	0	0	0	0	2	2	2	0	0	0	0	0
	Total	0	0	0	0	0	0	0	0	4	4	4	0	0	0	0	0	0	0	0	0	0	0	0	0	0	0	0	0	0	0	0	4	4	4	0	0	0	0	0
	In	0	0	0	0	0	0	0	0	0	0	2	0	0	0	0	0	0	0	0	0	0	0	0	0	0	0	0	0	0	0	0	0	0	2	0	0	0	0	0
01:00 PM - 02:00 PM	Out	0	0	0	0	0	0	0	0	0	0	2	0	0	0	0	0	0	0	0	0	0	0	0	0	0	0	0	0	0	0	0	0	0	2	0	0	0	0	0
	Total	0	0	0	0	0	0	0	0	0	0	4	0	0	0	0	0	0	0	0	0	0	0	0	0	0	0	0	0	0	0	0	0	0	4	0	0	0	0	0
	In	0	0	0	0	0	0	0	0	0	0	2	0	0	0	0	0	0	0	0	0	0	0	0	0	0	0	0	0	0	0	0	0	0	2	0	0	0	0	0
02:00 PM - 03:00 PM	Out	0	0	0	0	0	0	0	0	0	0	2	0	0	0	0	0	0	0	0	0	0	0	0	0	0	0	0	0	0	0	0	0	0	2	0	0	0	0	0
	Total	0	0	0	0	0	0	0	0	0	0	4	0	0	0	0	0	0	0	0	0	0	0	0	0	0	0	0	0	0	0	0	0	0	4	0	0	0	0	0
	In	0	0	0	0	0	0	0	0	0	0	2	0	0	0	0	0	0	0	0	0	0	0	0	0	0	0	0	0	0	0	0	0	0	2	0	0	0	0	0
03:00 PM - 04:00 PM	Out	0	0	0	0	0	0	0	0	1	2	3	1	0	0	0	0	0	0	0	0	0	0	0	0	0	0	0	0	0	0	0	1	2	3	1	0	0	0	0
	Total	0	0	0	0	0	0	0	0	1	2	5	1	0	0	0	0	0	0	0	0	0	0	0	0	0	0	0	0	0	0	0	1	2	5	1	0	0	0	0
	In	0	0	0	0	0	0	0	0	0	0	0	0	0	0	0	0	0	0	0	0	0	0	0	0	0	0	0	0	0	0	0	0	0	0	0	0	0	0	0
04:00 PM - 05:00 PM	Out	0	0	0	0	0	0	0	0	0	0	0	0	0	0	0	0	0	0	0	0	0	0	0	0	0	0	0	0	0	0	0	0	0	0	0	0	0	0	0
	Total	0	0	0	0	0	0	0	0	0	0	0	0	0	0	0	0	0	0	0	0	0	0	0	0	0	0	0	0	0	0	0	0	0	0	0	0	0	0	0
	In	0	0	0	0	0	0	0	0	0	0	0	0	0	0	0	0	0	0	0	0	0	0	0	0	0	0	0	0	0	0	0	0	0	0	0	0	0	0	0
05:00 PM - 06:00 PM	Out	0	0	0	0	0	0	0	0	0	0	0	0	0	0	0	0	0	0	0	0	0	0	0	0	0	0	0	0	0	0	0	0	0	0	0	0	0	0	0
	Total	0	0	0	0	0	0	0	0	0	0	0	0	0	0	0	0	0	0	0	0	0	0	0	0	0	0	0	0	0	0	0	0	0	0	0	0	0	0	0
	In	0	0	0	0	0	0	0	0	0	0	0	0	0	0	0	0	0	0	0	0	0	0	0	0	0	0	0	0	0	0	0	0	0	0	0	0	0	0	0
06:00 PM - 07:00 PM	Out	0	0	0	0	0	0	0	0	0	0	0	0	0	0	0	0	0	0	0	0	0	0	0	0	0	0	0	0	0	0	0	0	0	0	0	0	0	0	0
	Total	0	0	0	0	0	0	0	0	0	0	0	0	0	0	0	0	0	0	0	0	0	0	0	0	0	0	0

Weekday Total Construction Generated Vehicle Trips

Vehicle Trips		Regular Shift												Extended Shift												Total											
		2012			2013				2014				2015		2012			2013				2014				2015		2012			2013				2014				2015	
		2Q	3Q	4Q	1Q	2Q	3Q	4Q	1Q	2Q	3Q	4Q	1Q	2Q	2Q	3Q	4Q	1Q	2Q	3Q	4Q	1Q	2Q	3Q	4Q	1Q	2Q	2Q	3Q	4Q	1Q	2Q	3Q	4Q	1Q	2Q	3Q	4Q	1Q	2Q
Time	In / Out																																						
05:00 AM - 06:00 AM	In	0	0	0	0	0	0	0	0	0	0	0	0	0	0	0	0	0	0	0	0	0	0	0	0	0	0	0	0	0	0	0	0	0	0	0	0	0	0
	Out	0	0	0	0	0	0	0	0	0	0	0	0	0	0	0	0	0	0	0	0	0	0	0	0	0	0	0	0	0	0	0	0	0	0	0	0	0	0
	Total	0	0	0	0	0	0	0	0	0	0	0	0	0	0	0	0	0	0	0	0	0	0	0	0	0	0	0	0	0	0	0	0	0	0	0	0	0	0
06:00 AM - 07:00 AM	In	19	34	46	58	73	74	83	81	74	41	36	28	12	1	7	14	7	7	10	16	16	15	15	8	5	0	20	41	60	65	80	84	99	97	89	56	44	33	12
	Out	8	11	14	13	16	14	24	25	29	19	18	14	7	0	2	5	2	2	2	5	5	6	7	4	3	0	8	13	19	15	18	16	29	30	35	26	22	17	7
	Total	27	45	60	71	89	88	107	106	103	60	54	42	19	1	9	19	9	9	12	21	21	21	22	12	8	0	28	54	79	80	98	100	128	127	124	82	66	50	19
07:00 AM - 08:00 AM	In	7	10	13	16	21	21	25	24	22	14	11	8	4	0	2	4	2	2	2	5	5	5	5	3	2	0	7	12	17	18	23	23	30	29	27	19	14	10	4
	Out	4	5	5	5	7	6	10	10	11	8	7	5	3	0	1	2	1	0	0	2	2	2	3	2	1	0	4	6	7	6	7	6	12	12	13	11	9	6	3
	Total	11	15	18	21	28	27	35	34	33	22	18	13	7	0	3	6	3	2	2	7	7	7	8	5	3	0	11	18	24	24	30	29	42	41	40	30	23	16	7
08:00 AM - 09:00 AM	In	4	5	5	5	7	6	10	10	11	8	7	5	3	0	1	2	1	0	0	2	2	2	3	2	1	0	4	6	7	6	7	6	12	12	13	11	9	6	3
	Out	4	5	5	5	7	6	10	10	11	8	7	5	3	0	1	2	1	0	0	2	2	2	3	2	1	0	4	6	7	6	7	6	12	12	13	11	9	6	3
	Total	8	10	10	10	14	12	20	20	22	16	14	10	6	0	2	4	2	0	0	4	4	4	6	4	2	0	8	12	14	12	14	12	24	24	26	22	18	12	6
09:00 AM - 10:00 AM	In	4	5	5	5	7	6	10	10	11	8	7	5	3	0	1	2	1	0	0	2	2	2	3	2	1	0	4	6	7	6	7	6	12	12	13	11	9	6	3
	Out	4	5	5	5	7	6	10	10	11	8	7	5	3	0	1	2	1	0	0	2	2	2	3	2	1	0	4	6	7	6	7	6	12	12	13	11	9	6	3
	Total	8	10	10	10	14	12	20	20	22	16	14	10	6	0	2	4	2	0	0	4	4	4	6	4	2	0	8	12	14	12	14	12	24	24	26	22	18	12	6
10:00 AM - 11:00 AM	In	4	5	5	5	7	6	10	10	11	8	7	5	3	0	0	1	0	0	0	1	1	1	1	1	1	0	4	5	6	5	7	6	11	11	12	9	8	6	3
	Out	4	5	5	5	7	6	10	10	11	8	7	5	3	0	0	1	0	0	0	1	1	1	1	1	1	0	4	5	6	5	7	6	11	11	12	9	8	6	3
	Total	8	10	10	10	14	12	20	20	22	16	14	10	6	0	0	2	0	0	0	2	2	2	2	2	2	0	8	10	12	10	14	12	22	22	24	18	16	12	6
11:00 AM - 12:00 PM	In	4	5	5	5	7	6	10	10	11	8	7	5	3	0	0	1	0	0	0	1	1	1	1	1	1	0	4	5	6	5	7	6	11	11	12	9	8	6	3
	Out	4	5	5	5	7	6	10	10	11	8	7	5	3	0	0	1	0	0	0	1	1	1	1	1	1	0	4	5	6	5	7	6	11	11	12	9	8	6	3
	Total	8	10	10	10	14	12	20	20	22	16	14	10	6	0	0	2	0	0	0	2	2	2	2	2	2	0	8	10	12	10	14	12	22	22	24	18	16	12	6
12:00 PM - 01:00 PM	In	4	5	5	5	7	6	10	10	11	8	7	5	3	0	0	1	0	0	0	1	1	1	1	1	1	0	4	5	6	5	7	6	11	11	12	9	8	6	3
	Out	4	5	5	5	7	6	10	10	11	8	7	5	3	0	0	1	0	0	0	1	1	1	1	1	1	0	4	5	6	5	7	6	11	11	12	9	8	6	3
	Total	8	10	10	10	14	12	20	20	22	16	14	10	6	0	0	2	0	0	0	2	2	2	2	2	2	0	8	10	12	10	14	12	22	22	24	18	16	12	6
01:00 PM - 02:00 PM	In	1	2	3	3	3	3	5	5	6	3	4	3	1	0	0	1	0	0	0	1	1	1	1	1	1	0	1	2	4	3	3	3	6	6	7	4	5	4	1
	Out	1	2	3	3	3	3	5	5	6	3	4	3	1	0	0	1	0	0	0	1	1	1	1	1	1	0	1	2	4	3	3	3	6	6	7	4	5	4	1
	Total	2	4	6	6	6	6	10	10	12	6	8	6	2	0	0	2	0	0	0	2	2	2	2	2	2	0	2	4	8	6	6	6	12	12	14	8	10	8	2
02:00 PM - 03:00 PM	In	1	2	3	3	3	3	5	5	6	3	4	3	1	0	0	1	0	0	0	1	1	1	1	1	1	0	1	2	4	3	3	3	6	6	7	4	5	4	1
	Out	2	3	5	6	6	7	9	8	9	4	5	4	1	0	0	1	0	0	0	1	1	1	1	1	1	0	2	3	6	6	6	7	10	9	10	5	6	5	1
	Total	3	5	8	9	9	10	14	13	15	7	9	7	2	0	0	2	0	0	0	2	2	2	2	2	2	0	3	5	10	9	9	10	16	15	17	9	11	9	2
03:00 PM - 04:00 PM	In	1	2	3	3	3	3	5	5	6	3	4	3	1	0	0	1	0	0	0	1	1	1	1	1	1	0	1	2	4	3	3	3	6	6	7	4	5	4	1
	Out	12	25	35	48	60	63	64	61	51	25	22	17	6	0	0	1	0	0	0	1	1	1	1	1	1	0	12	25	36	48	60	63	65	62	52	26	23	18	6
	Total	13	27	38	51	63	66	69	66	57	28	26	20	7	0	0	2	0	0	0	2	2	2	2	2	2	0	13	27	40	51	63	66	71	68	59	30	28	22	7
04:00 PM - 05:00 PM	In	0	0	0	0	0	0	0	0	0	0	0	0	0	0	0	1	0	0	0	1	1	1	1	1	1	0	0	0	1	0	0	0	1	1	1	1	1	1	0
	Out	2	4	6	8	10	11	11	10	8	4	3	2	1	0	0	1	0	0	0	1	1	1	1	1	1	0	2	4	7	8	10	11	12	11	9	5	4	3	1
	Total	2	4	6	8	10	11	11	10	8	4	3	2	1	0	0	2	0	0	0	2	2	2	2	2	2	0	2	4	8	8	10	11	13	12	10	6	5	4	1
05:00 PM - 06:00 PM	In	0	0	0	0	0	0	0	0	0	0	0	0	0	0	0	1	0	0	0	1	1	1	1	1	1	0	0	0	1	1	1	1	1	1	1	1	1	1	0
	Out	0	0	0	0	0	0	0	0	0	0	0	0	0	0	1	3	1	2	2	4	4	4	3	2	2	0	0	1	3	1	2	2	4	4	4	3	2	2	0
	Total	0	0	0	0	0	0	0	0	0	0	0	0	0	0	1	4	1	2	2	5	5	5	4	3	3	0	0	1	4	1	2	2	5	5	5	4	3	3	0
06:00 PM - 07:00 PM	In	0	0	0	0	0	0	0	0	0	0	0	0	0	0	0	1	0	0	0	1	1	1	1	1	1	0	0	0	1	0	0	0	1	1	1	1	1	1	0
	Out	0	0	0	0	0	0	0	0	0	0	0	0	0	0	1	5	10	5	5	8	12	12	10	9	5	3	0	1	5	10	5	5	8	12	10	9	5	3	0
	Total	0	0	0	0	0	0	0	0	0	0	0	0	0	0	1	5	11	5	5	8	13	13	11	10	6	4	0	1	5	11	5	5	8	13	13	11	10	6	4	0
07:00 PM - 08:00 PM	In	0	0	0	0	0	0	0	0	0	0	0	0	0	0	0	0	0	0	0	0	0	0	0	0	0	0	0	0	0	0	0	0	0	0	0	0	0	0	0
	Out	0	0	0	0	0	0	0	0	0	0	0	0	0	0	0	0	0	0	0	0	0	0	0	0	0	0	0	0	0	0	0	0	0	0	0	0	0	0	0
	Total	0	0	0	0	0	0	0	0	0	0	0	0	0	0	0	0	0	0	0	0	0	0	0	0	0	0	0	0	0	0	0	0	0	0	0	0	0	0	0
Total	In	49	75	93	108	138	134	173	170	169	104	94	70	34	1	11	31	11	9	12	34	34	33	35	24	18	0	50	86	124	119	147	146	207	204	202	139	118	88	34
	Out	49	75	93	108	137	134	173	169	169	103	94	70	34	1	11	31	11	9	12	34	33	33	35	24	18	0	50	86	124	119	146	146	207	203	202	138	118	88	34
	Total	98	150	186	216	275	268	346	339	338	207	188	140	68	2	22	62	22	18	24	68	68	66	70	48	36	0	100	172	248	238	293	292	414	407	404	277	236	176	68

Vehicle PCE Trips		Regular Shift												Extended Shift												Total											
		2012			2013				2014				2015		2012			2013				2014				2015		2012			2013				2014				2015	
		2Q	3Q	4Q	1Q	2Q	3Q	4Q	1Q	2Q	3Q	4Q	1Q	2Q	2Q	3Q	4Q	1Q	2Q	3Q	4Q	1Q	2Q	3Q	4Q	1Q	2Q	2Q	3Q	4Q	1Q	2Q	3Q	4Q	1Q	2Q	3Q	4Q	1Q	2Q
Time	In / Out																																						
05:00 AM - 06:00 AM	In	0	0	0	0	0	0	0	0	0	0	0	0	0	0	0	0	0	0	0	0	0	0	0	0	0	0	0	0	0	0	0	0	0	0	0	0	0	0
	Out	0	0	0	0	0	0	0	0	0	0	0	0	0	0	0	0	0	0	0	0	0	0	0	0	0	0	0	0	0	0	0	0	0	0	0	0	0	0
	Total	0	0	0	0	0	0	0	0	0	0	0	0	0	0	0	0	0	0	0	0	0	0	0	0	0	0	0	0	0	0	0	0	0	0	0	0	0	0
06:00 AM - 07:00 AM	In	27	45	60	71	89	88	107	106	103	60	54	42	19	1	9	19	9	9	12	21	21	21	22	12	8	0	28	54	79	80	98	100	128	127	124	82	66	50	19
	Out	16	22	28	26	32	28	48	50	58	38	36	28	14	0	4	10	4	4	4	10	10	12	14	8	6	0	16	26	38	30	36	32	58	60	70	52	44	34	14
	Total	43	67	88	97	121	116	155	156	161	98	90	70	33	1	13	29	13	13	16	31	31	33	36	20	14	0	44	80	117	110	134	132	186	187	194	134	110	84	33
07:00 AM - 08:00 AM	In	11	15	18	21	28	27	35	34	33	22	18	13	7	0	3	6	3	2	2	7	7	7	8	5	3	0	11	18	24	24	30	29	42	41	40	30	23	16	7
	Out	8	10	10	10	14	12	20	20	22	16	14	10	6	0	2	4	2	0	0	4	4	4	6	4	2	0	8	12	14	12	14	12	24	24	26	22	18	12	6
	Total	19	25	28	31	42	39	55	54	55	38	32	23	13	0	5	10	5	2	2	11	11	11	14	9	5	0	19	30	38	36	44	41	66	65	66	52	41	28	13
08:00 AM - 09:00 AM	In	8	10	10	10	14	12	20	20	22	16	14	10	6	0	2	4	2	0	0	4	4	4	6	4	2	0	8	12	14	12	14	12	24	24	26	22	18	12	6
	Out	8	10	10	10	14	12	20	20	22	16	14	10	6	0	2	4	2	0	0	4	4	4	6	4	2	0	8	12	14	12	14	12	24	24	26	22	18	12	6
	Total	16	20	20	20	28	24	40	40	44	32	28	20	12	0	4	8	4	0	0	8	8	8	12	8	4	0	16	24	28	24	28	24	48	48	52	44	36	24	12
09:00 AM - 10:00 AM	In	8	10	10	10	14	12	20	20	22	16	14	10	6	0	2	4	2	0	0	4	4	4	6	4	2	0	8	12	14	12	14	12	24	24	26	22	18	12	6
	Out	8	10	10	10	14	12	20	20	22	16	14	10	6	0	2	4	2	0	0	4	4	4	6	4	2	0	8	12	14	12	14	12	24	24	26	22	18	12	6
	Total	16	20	20	20	28	24	40	40	44	32	28	20	12	0	4	8	4	0	0	8	8	8	12	8	4	0	16	24	28	24	28	24	48	48	52	44	36	24	12
10:00 AM - 11:00 AM	In	8	10	10	10	14	12	20	20	22	16	14	10	6	0	0	2	0	0	0	2	2	2	2	2	2	0	8	10	12	10	14	12	22	22	24	18	16	12	6
	Out	8	10	10	10	14	12	20	20	22	16	14	10	6	0	0	2	0	0	0	2	2	2	2	2	2	0	8	10	12	10	14	12	22	22	24	18	16	12	6
	Total	16	20	20	20	28	24	40	40	44	32	28	20	12	0	0	4	0	0	0	4	4	4	4	4	4	0	16	20	24	20	28	24	44	44	48	36	32	24	12
11:00 AM - 12:00 PM	In	8	10	10	10	14	12	20	20	22	16	14	10	6	0	0	2	0	0	0	2	2	2	2	2	2	0	8	10	12	10	14	12	22	22	24	18	16	12	6
	Out	8	10	10	10	14	12	20	20	22	16	14	10	6	0	0	2	0	0	0	2	2	2	2	2	2	0	8	10	12	10	14	12	22	22	24	18	16	12	6
	Total	16	20	20	20	28	24	40	40	44	32	28	20	12	0	0	4	0	0	0	4	4	4	4	4	4	0	16	20	24	20	28	24	44	44	48	36	32	24	12
12:00 PM - 01:00 PM	In	8	10	10	10	14	12	20	20	22	16	14	10	6	0	0	2	0	0	0	2	2	2	2	2	2	0	8	10	12	10	14	12	22	22	24	18	16	12	6
	Out	8	10	10	10	14	12	20	20	22	16	14	10	6	0	0	2	0	0	0	2	2	2	2	2	2	0	8	10	12	10	14	12	22	22	24	18	16	12	6
	Total	16	20	20	20	28	24	40	40	44	32	28	20	12	0	0	4	0	0	0	4	4	4	4	4	4	0	16	20	24	20	28	24	44	44	48	36	32	24	12
01:00 PM - 02:00 PM	In	2	4	6	6	6	6	10	10	12	6	8	6	2	0	0	2	0	0	0	2	2	2	2	2	2	0	2	4	8	6	6	6	12	12	14	8	10	8	2
	Out	2	4	6	6	6	6	10	10	12	6	8	6	2	0	0	2	0	0	0	2	2	2	2	2	2	0	2	4	8	6	6	6	12	12	14	8	10	8	2
	Total	4	8	12	12	12	12	20	20	24	12	16	12	4	0	0	4	0	0	0	4	4	4	4	4	4	0	4	8	16	12	12	12	24	24	28	16	20	16	4
02:00 PM - 03:00 PM	In	2	4	6	6	6	6	10	10	12	6	8	6	2	0	0	2	0	0	0	2	2	2	2	2	2	0	2	4	8	6	6	6	12	12	14	8	10	8	2
	Out	3	5	8	9	9	10	14	13	15	7	9	7	2	0	0	2	0	0	0	2	2	2	2	2	2	0	3	5	10	9	9	10	16	15	17	9	11	9	2
	Total	5	9	14	15	15	16	24	23	27	13	17	13	4	0	0	4	0	0	0	4	4	4	4	4	4	0	5	9	18	15	15	16	28	27	31	17	21	17	4
03:00 PM - 04:00 PM	In	2	4	6	6	6	6	10	10	12	6	8	6	2	0	0	2	0	0	0	2	2	2	2	2	2	0	2	4	8	6	6	6	12	12	14	8	10	8	2
	Out	13	27	38	51	63	66	69	66	57	28	26	20	7	0	0	2	0	0	0	2	2	2	2	2	2	0	13	27	40	51	63	66	71	68	59	30	28	22	7
	Total	15	31	44	57	69	72	79	76	69	34	34	26	9	0	0	4	0	0	0	4	4	4	4	4	4	0	15	31	48	57	69	72	83	80	73	38	30	24	9
04:00 PM - 05:00 PM	In	0	0	0	0	0	0	0	0	0	0	0	0	0	0	0	2	0	0	0	2	2	2	2	2	2	0	0	0	2	0	0	0	2	2	2	2	2	2	0
	Out	2	4	6	8	10	11	11	10	8	4	3	2	1	0	0	2	0	0	0	2	2	2	2	2	2	0	2	4	8	8	10	11	13	12	10	6	5	4	1
	Total	2	4	6	8	10	11	11	10	8	4	3	2	1	0	0	4	0	0	0	4	4	4	4	4	4	0	2	4	10	8	10	11	15	14	12	8	7	6	1
05:00 PM - 06:00 PM	In	0	0	0	0	0	0	0	0	0	0	0	0	0	0	0	2	0	0	0	2	2	2	2	2	2	0	0	0	2	0	0	0	2	2	2	2	2	2	0
	Out	0	0	0	0	0	0	0	0	0	0	0	0	0	0	1	4	1	2	2	5	5	5	4	3	3	0	0	1	4	1	2	2	5	5	5	4	3	3	0
	Total	0	0	0	0	0	0	0	0	0	0	0	0	0	0	1	6	1	2	2	7	7	7	6	5	5	0	0	1	6	1	2	2	7	7	7	6	5	5	0
06:00 PM - 07:00 PM	In	0	0	0	0	0	0	0	0	0	0	0	0	0	0	0	2	0	0	0	2	2	2	2	2	2	0	0	0	2	0	0	0	2	2	2	2	2	2	0
	Out	0	0	0	0	0	0	0	0	0	0	0	0	0	0	1	5	11	5	5	8	13	13	11	10	6	4	0	1	5	11	5	5	8	13	13	11	10	6	4	0
	Total	0	0	0	0	0	0	0	0	0	0	0	0	0	0	1	5	13	5	5	8	15	15	13	12	8	6	0	1	5	13	5	5	8	15	15	13	12	8	6	0
07:00 PM - 08:00 PM	In	0	0	0

Weekend O'Toole Building Vehicle Trips

Vehicle Trips		Regular Shift												Extended Shift												Total											
		2012			2013				2014				2015		2012			2013				2014				2015		2012			2013				2014				2015	
		2Q	3Q	4Q	1Q	2Q	3Q	4Q	1Q	2Q	3Q	4Q	1Q	2Q	2Q	3Q	4Q	1Q	2Q	3Q	4Q	1Q	2Q	3Q	4Q	1Q	2Q	2Q	3Q	4Q	1Q	2Q	3Q	4Q	1Q	2Q	3Q	4Q	1Q	2Q
Time	In / Out																																						
	In	0	0	0	0	0	0	0	0	0	0	0	0	0	0	0	0	0	0	0	0	0	0	0	0	0	0	0	0	0	0	0	0	0	0	0	0	0	0	0
05:00 AM - 06:00 AM	Out	0	0	0	0	0	0	0	0	0	0	0	0	0	0	0	0	0	0	0	0	0	0	0	0	0	0	0	0	0	0	0	0	0	0	0	0	0	0	0
	Total	0	0	0	0	0	0	0	0	0	0	0	0	0	0	0	0	0	0	0	0	0	0	0	0	0	0	0	0	0	0	0	0	0	0	0	0	0	0	0
	In	0	0	0	0	0	0	0	0	0	0	0	0	0	0	0	0	0	0	0	0	0	0	0	0	0	0	0	0	0	0	0	0	0	0	0	0	0	0	0
06:00 AM - 07:00 AM	Out	0	0	0	0	0	0	0	0	0	0	0	0	0	0	0	0	0	0	0	0	0	0	0	0	0	0	0	0	0	0	0	0	0	0	0	0	0	0	0
	Total	0	0	0	0	0	0	0	0	0	0	0	0	0	0	0	0	0	0	0	0	0	0	0	0	0	0	0	0	0	0	0	0	0	0	0	0	0	0	0
	In	5	9	18	18	25	25	25	25	16	0	0	0	0	0	0	0	0	0	0	0	0	0	0	0	0	0	5	9	18	18	25	25	25	25	16	0	0	0	0
07:00 AM - 08:00 AM	Out	2	3	4	4	5	5	5	5	3	0	0	0	0	0	0	0	0	0	0	0	0	0	0	0	0	0	2	3	4	4	5	5	5	5	3	0	0	0	0
	Total	7	12	22	22	30	30	30	30	19	0	0	0	0	0	0	0	0	0	0	0	0	0	0	0	0	0	7	12	22	22	30	30	30	30	19	0	0	0	0
	In	2	3	5	5	7	7	7	7	4	0	0	0	0	0	0	0	0	0	0	0	0	0	0	0	0	0	2	3	5	5	7	7	7	7	4	0	0	0	0
08:00 AM - 09:00 AM	Out	1	1	2	2	2	2	2	2	1	0	0	0	0	0	0	0	0	0	0	0	0	0	0	0	0	0	1	1	2	2	2	2	2	2	1	0	0	0	0
	Total	3	4	7	7	9	9	9	9	5	0	0	0	0	0	0	0	0	0	0	0	0	0	0	0	0	0	3	4	7	7	9	9	9	9	5	0	0	0	0
	In	1	1	2	2	2	2	2	2	1	0	0	0	0	0	0	0	0	0	0	0	0	0	0	0	0	0	1	1	2	2	2	2	2	2	1	0	0	0	0
09:00 AM - 10:00 AM	Out	1	1	2	2	2	2	2	2	1	0	0	0	0	0	0	0	0	0	0	0	0	0	0	0	0	0	1	1	2	2	2	2	2	2	1	0	0	0	0
	Total	2	2	4	4	4	4	4	4	2	0	0	0	0	0	0	0	0	0	0	0	0	0	0	0	0	0	2	2	4	4	4	4	4	4	2	0	0	0	0
	In	1	1	2	2	2	2	2	2	1	0	0	0	0	0	0	0	0	0	0	0	0	0	0	0	0	0	1	1	2	2	2	2	2	2	1	0	0	0	0
10:00 AM - 11:00 AM	Out	1	1	2	2	2	2	2	2	1	0	0	0	0	0	0	0	0	0	0	0	0	0	0	0	0	0	1	1	2	2	2	2	2	2	1	0	0	0	0
	Total	2	2	4	4	4	4	4	4	2	0	0	0	0	0	0	0	0	0	0	0	0	0	0	0	0	0	2	2	4	4	4	4	4	4	2	0	0	0	0
	In	1	1	2	2	2	2	2	2	1	0	0	0	0	0	0	0	0	0	0	0	0	0	0	0	0	0	1	1	2	2	2	2	2	2	1	0	0	0	0
11:00 AM - 12:00 PM	Out	1	1	2	2	2	2	2	2	1	0	0	0	0	0	0	0	0	0	0	0	0	0	0	0	0	0	1	1	2	2	2	2	2	2	1	0	0	0	0
	Total	2	2	4	4	4	4	4	4	2	0	0	0	0	0	0	0	0	0	0	0	0	0	0	0	0	0	2	2	4	4	4	4	4	4	2	0	0	0	0
	In	1	1	2	2	2	2	2	2	1	0	0	0	0	0	0	0	0	0	0	0	0	0	0	0	0	0	1	1	2	2	2	2	2	2	1	0	0	0	0
12:00 PM - 01:00 PM	Out	1	1	2	2	2	2	2	2	1	0	0	0	0	0	0	0	0	0	0	0	0	0	0	0	0	0	1	1	2	2	2	2	2	2	1	0	0	0	0
	Total	2	2	4	4	4	4	4	4	2	0	0	0	0	0	0	0	0	0	0	0	0	0	0	0	0	0	2	2	4	4	4	4	4	4	2	0	0	0	0
	In	1	1	2	2	2	2	2	2	1	0	0	0	0	0	0	0	0	0	0	0	0	0	0	0	0	0	1	1	2	2	2	2	2	2	1	0	0	0	0
01:00 PM - 02:00 PM	Out	1	1	2	2	2	2	2	2	1	0	0	0	0	0	0	0	0	0	0	0	0	0	0	0	0	0	1	1	2	2	2	2	2	2	1	0	0	0	0
	Total	2	2	4	4	4	4	4	4	2	0	0	0	0	0	0	0	0	0	0	0	0	0	0	0	0	0	2	2	4	4	4	4	4	4	2	0	0	0	0
	In	0	1	1	1	1	1	1	1	1	0	0	0	0	0	0	0	0	0	0	0	0	0	0	0	0	0	0	1	1	1	1	1	1	1	1	0	0	0	0
02:00 PM - 03:00 PM	Out	0	1	1	1	1	1	1	1	1	0	0	0	0	0	0	0	0	0	0	0	0	0	0	0	0	0	0	1	1	1	1	1	1	1	1	0	0	0	0
	Total	0	2	2	2	2	2	2	2	2	0	0	0	0	0	0	0	0	0	0	0	0	0	0	0	0	0	0	2	2	2	2	2	2	2	2	0	0	0	0
	In	0	1	1	1	1	1	1	1	1	0	0	0	0	0	0	0	0	0	0	0	0	0	0	0	0	0	0	1	1	1	1	1	1	1	1	0	0	0	0
03:00 PM - 04:00 PM	Out	0	2	3	3	3	3	3	3	3	0	0	0	0	0	0	0	0	0	0	0	0	0	0	0	0	0	0	2	3	3	3	3	3	3	3	0	0	0	0
	Total	0	3	4	4	4	4	4	4	4	0	0	0	0	0	0	0	0	0	0	0	0	0	0	0	0	0	0	3	4	4	4	4	4	4	4	0	0	0	0
	In	0	1	1	1	1	1	1	1	1	0	0	0	0	0	0	0	0	0	0	0	0	0	0	0	0	0	0	1	1	1	1	1	1	1	1	0	0	0	0
04:00 PM - 05:00 PM	Out	3	7	15	15	21	21	21	21	14	0	0	0	0	0	0	0	0	0	0	0	0	0	0	0	0	0	3	7	15	15	21	21	21	21	14	0	0	0	0
	Total	3	8	16	16	22	22	22	22	15	0	0	0	0	0	0	0	0	0	0	0	0	0	0	0	0	0	3	8	16	16	22	22	22	22	15	0	0	0	0
	In	0	0	0	0	0	0	0	0	0	0	0	0	0	0	0	0	0	0	0	0	0	0	0	0	0	0	0	0	0	0	0	0	0	0	0	0	0	0	0
05:00 PM - 06:00 PM	Out	0	1	2	2	2	2	2	2	2	0	0	0	0	0	0	0	0	0	0	0	0	0	0	0	0	0	0	1	2	2	2	2	2	2	2	0	0	0	0
	Total	0	1	2	2	2	2	2	2	2	0	0	0	0	0	0	0	0	0	0	0	0	0	0	0	0	0	0	1	2	2	2	2	2	2	2	0	0	0	0
	In	0	0	0	0	0	0	0	0	0	0	0	0	0	0	0	0	0	0	0	0	0	0	0	0	0	0	0	0	0	0	0	0	0	0	0	0	0	0	0
06:00 PM - 07:00 PM	Out	0	0	0	0	0	0	0	0	0	0	0	0	0	0	0	0	0	0	0	0	0	0	0	0	0	0	0	0	0	0	0	0	0	0	0	0	0	0	0
	Total	0	0	0	0	0	0	0	0	0	0	0	0	0	0	0	0	0	0	0	0	0	0	0	0	0	0	0	0	0	0	0	0	0	0	0	0	0	0	0
	In	0	0	0	0	0	0	0	0	0	0	0	0	0	0	0	0	0	0	0	0	0	0	0	0	0	0	0	0	0	0	0	0	0	0	0	0	0	0	0
07:00 PM - 08:00 PM	Out	0	0	0	0	0	0	0	0	0	0	0	0	0	0	0	0	0	0	0	0	0	0	0	0	0	0	0	0	0	0	0	0	0	0	0	0	0	0	0
	Total	0	0	0	0	0	0	0	0	0	0	0	0	0	0	0	0	0	0	0	0	0	0	0	0	0	0	0	0	0	0	0	0	0	0	0	0	0	0	0
Total	In	12	20	36	36	45	45	45	45	28	0	0	0	0	0	0	0	0	0	0	0	0	0	0	0	0	0	12	20	36	36	45	45	45	45	28	0	0	0	0
	Out	11	20	37	37	44	44	44	44	29	0	0	0	0	0	0	0	0	0	0	0	0	0	0	0	0	0	11	20	37	37	44	44	44	44	29	0	0	0	0
	Total	23	40	73	73	89	89	89	89	57	0	0	0	0	0	0	0	0	0	0	0	0	0	0	0	0	0	23	40	73	73	89	89	89	89	57	0	0	0	0

Vehicle PCE Trips		Regular Shift												Extended Shift												Total											
		2012			2013				2014				2015		2012			2013				2014				2015		2012			2013				2014				2015	
		2Q	3Q	4Q	1Q	2Q	3Q	4Q	1Q	2Q	3Q	4Q	1Q	2Q	2Q	3Q	4Q	1Q	2Q	3Q	4Q	1Q	2Q	3Q	4Q	1Q	2Q	2Q	3Q	4Q	1Q	2Q	3Q	4Q	1Q	2Q	3Q	4Q	1Q	2Q
Time	In / Out																																						
	In	0	0	0	0	0	0	0	0	0	0	0	0	0	0	0	0	0	0	0	0	0	0	0	0	0	0	0	0	0	0	0	0	0	0	0	0	0	0	0
05:00 AM - 06:00 AM	Out	0	0	0	0	0	0	0	0	0	0	0	0	0	0	0	0	0	0	0	0	0	0	0	0	0	0	0	0	0	0	0	0	0	0	0	0	0	0	0
	Total	0	0	0	0	0	0	0	0	0	0	0	0	0	0	0	0	0	0	0	0	0	0	0	0	0	0	0	0	0	0	0	0	0	0	0	0	0	0	0
	In	0	0	0	0	0	0	0	0	0	0	0	0	0	0	0	0	0	0	0	0	0	0	0	0	0	0	0	0	0	0	0	0	0	0	0	0	0	0	0
06:00 AM - 07:00 AM	Out	0	0	0	0	0	0	0	0	0	0	0	0	0	0	0	0	0	0	0	0	0	0	0	0	0	0	0	0	0	0	0	0	0	0	0	0	0	0	0
	Total	0	0	0	0	0	0	0	0	0	0	0	0	0	0	0	0	0	0	0	0	0	0	0	0	0	0	0	0	0	0	0	0	0	0	0	0	0	0	0
	In	7	12	22	22	30	30	30	30	19	0	0	0	0	0	0	0	0	0	0	0	0	0	0	0	0	0	7	12	22	22	30	30	30	30	19	0	0	0	0
07:00 AM - 08:00 AM	Out	4	6	8	8	10	10	10	10	6	0	0	0	0	0	0	0	0	0	0	0	0	0	0	0	0	0	4	6	8	8	10	10	10	10	6	0	0	0	0
	Total	11	18	30	30	40	40	40	40	25	0	0	0	0	0	0	0	0	0	0	0	0	0	0	0	0	0	11	18	30	30	40	40	40	40	25	0	0	0	0
	In	3	4	7	7	9	9	9	9	5	0	0	0	0	0	0	0	0	0	0	0	0	0	0	0	0	0	3	4	7	7	9	9	9	9	5	0	0	0	0
08:00 AM - 09:00 AM	Out	2	2	4	4	4	4	4	4	2	0	0	0	0	0	0	0	0	0	0	0	0	0	0	0	0	0	2	2	4	4	4	4	4	4	2	0	0	0	0
	Total	5	6	11	11	13	13	13	13	7	0	0	0	0	0	0	0	0	0	0	0	0	0	0	0	0	0	5	6	11	11	13	13	13	13	7	0	0	0	0
	In	2	2	4	4	4	4	4	4	2	0	0	0	0	0	0	0	0	0	0	0	0	0	0	0	0	0	2	2	4	4	4	4	4	4	2	0	0	0	0
09:00 AM - 10:00 AM	Out	2	2	4	4	4	4	4	4	2	0	0	0	0	0	0	0	0	0	0	0	0	0	0	0	0	0	2	2	4	4	4	4	4	4	2	0	0	0	0
	Total	4	4	8	8	8	8	8	8	4	0	0	0	0	0	0	0	0	0	0	0	0	0	0	0	0	0	4	4	8	8	8	8	8	8	4	0	0	0	0
	In	2	2	4	4	4	4	4	4	2	0	0	0	0	0	0	0	0	0	0	0	0	0	0	0	0	0	2	2	4	4	4	4	4	4	2	0	0	0	0
10:00 AM - 11:00 AM	Out	2	2	4	4	4	4	4	4	2	0	0	0	0	0	0	0	0	0	0	0	0	0	0	0	0	0	2	2	4	4	4	4	4	4	2	0	0	0	0
	Total	4	4	8	8	8	8	8	8	4	0	0	0	0	0	0	0	0	0	0	0	0	0	0	0	0	0	4	4	8	8	8	8	8	8	4	0	0	0	0
	In	2	2	4	4	4	4	4	4	2	0	0	0	0	0	0	0	0	0	0	0	0	0	0	0	0	0	2	2	4	4	4	4	4	4	2	0	0	0	0
11:00 AM - 12:00 PM	Out	2	2	4	4	4	4	4	4	2	0	0	0	0	0	0	0	0	0	0	0	0	0	0	0	0	0	2	2	4	4	4	4	4	4	2	0	0	0	0
	Total	4	4	8	8	8	8	8	8	4	0	0	0	0	0	0	0	0	0	0	0	0	0	0	0	0	0	4	4	8	8	8	8	8	8	4	0	0	0	0
	In	2	2	4	4	4	4	4	4	2	0	0	0	0	0	0	0	0	0	0	0	0	0	0	0	0	0	2	2	4	4	4	4	4	4	2	0	0	0	0
12:00 PM - 01:00 PM	Out	2	2	4	4	4	4	4	4	2	0	0	0	0	0	0	0	0	0	0	0	0	0	0	0	0	0	2	2	4	4	4	4	4	4	2	0	0	0	0
	Total	4	4	8	8	8	8	8	8	4	0	0	0	0	0	0	0	0	0	0	0	0	0	0	0	0	0	4	4	8	8	8	8	8	8	4	0	0	0	0
	In	2	2	4	4	4	4	4	4	2	0	0	0	0	0	0	0	0	0	0	0	0	0	0	0	0	0	2	2	4	4	4	4	4	4	2	0	0	0	0
01:00 PM - 02:00 PM	Out	2	2	4	4	4	4	4	4	2	0	0	0	0	0	0	0	0	0	0	0	0	0	0	0	0	0	2	2	4	4	4	4	4	4	2	0	0	0	0
	Total	4	4	8	8	8	8	8	8	4	0	0	0	0	0	0	0	0	0	0	0	0	0	0	0	0	0	4	4	8	8	8	8	8	8	4	0	0	0	0
	In	0	2	2	2	2	2	2	2	2	0	0	0	0	0	0	0	0	0	0	0	0	0	0	0	0	0	0	2	2	2	2	2	2	2	2	0	0	0	0
02:00 PM - 03:00 PM	Out	0	2	2	2	2	2	2	2	2	0	0	0	0	0	0	0	0	0	0	0	0	0	0	0	0	0	0	2	2	2	2	2	2	2	2	0	0	0	0
	Total	0	4	4	4	4	4	4	4	4	0	0	0	0	0	0	0	0	0	0	0	0	0	0	0	0	0	0	4	4	4	4	4	4	4	4	0	0	0	0
	In	0	2	2	2	2	2	2	2	2	0	0	0	0	0	0	0	0	0	0	0	0	0	0	0	0	0	0	2	2	2	2	2	2	2	2	0	0	0	0
03:00 PM - 04:00 PM	Out	0	3	4	4	4	4	4	4	4	0	0	0	0	0	0	0	0	0	0	0	0	0	0	0	0	0	0	3	4	4	4	4	4	4	4	0	0	0	0
	Total	0	5	6	6	6	6	6	6	6	0	0	0	0	0	0	0	0	0	0	0	0	0	0	0	0	0	0	5	6	6	6	6	6	6	6	0	0	0	0
	In	0	2	2	2	2	2	2	2	2	0	0	0	0	0	0	0	0	0	0	0	0	0	0	0	0	0	0	2	2	2	2	2	2	2	2	0	0	0	0
04:00 PM - 05:00 PM	Out	3	8	16	16	22	22	22	22	15	0	0	0	0	0	0	0	0	0	0	0	0	0	0	0	0	0	3	8	16	16	22	22	22	22	15	0	0	0	0
	Total	3	10	18	18	24	24	24	24	17	0	0	0	0	0	0	0	0	0	0	0	0	0	0	0	0	0	3	10	18	18	24	24	24	24	17	0	0	0	0
	In	0	0	0	0	0	0	0	0	0	0	0	0	0	0	0	0	0	0	0	0	0	0	0	0	0	0	0	0	0	0	0	0	0	0	0	0	0	0	0
05:00 PM - 06:00 PM	Out	0	1	2	2	2	2	2	2	2	0	0	0	0	0	0	0	0	0	0	0	0	0	0	0	0	0	0	1	2	2	2	2	2	2	2	0	0	0	0
	Total	0	1	2	2	2	2	2	2	2	0	0	0	0	0	0	0	0	0	0	0	0	0	0	0	0	0	0	1	2	2	2	2	2	2	2	0	0	0	0
	In	0	0	0	0	0	0	0	0	0	0	0	0	0	0	0	0	0	0	0	0	0	0	0	0	0	0	0	0	0	0	0	0	0	0	0	0	0	0	0
06:00 PM - 07:00 PM	Out	0	0	0	0	0	0	0	0	0	0	0	0	0	0	0	0	0	0	0	0	0	0	0	0	0	0	0	0	0	0	0	0	0	0	0	0	0	0	0
	Total	0	0	0	0	0	0	0	0	0	0	0	0	0	0	0	0	0	0	0	0	0	0	0	0	0	0	0	0	0

Weekend East Campus Vehicle Trips

Vehicle Trips		Regular Shift													Extended Shift												Total											
		2012			2013				2014				2015		2012			2013				2014				2015		2012			2013				2014				2015	
		2Q	3Q	4Q	1Q	2Q	3Q	4Q	1Q	2Q	3Q	4Q	1Q	2Q	2Q	3Q	4Q	1Q	2Q	3Q	4Q	1Q	2Q	3Q	4Q	1Q	2Q	2Q	3Q	4Q	1Q	2Q	3Q	4Q	1Q	2Q	3Q	4Q	1Q	2Q
Time	In / Out																																						
	In	0	0	0	0	0	0	0	0	0	0	0	0	0	0	0	0	0	0	0	0	0	0	0	0	0	0	0	0	0	0	0	0	0	0	0	0	0	0	0
05:00 AM - 06:00 AM	Out	0	0	0	0	0	0	0	0	0	0	0	0	0	0	0	0	0	0	0	0	0	0	0	0	0	0	0	0	0	0	0	0	0	0	0	0	0	0	0
	Total	0	0	0	0	0	0	0	0	0	0	0	0	0	0	0	0	0	0	0	0	0	0	0	0	0	0	0	0	0	0	0	0	0	0	0	0	0	0	0
	In	0	0	0	0	0	0	0	0	0	0	0	0	0	0	0	0	0	0	0	0	0	0	0	0	0	0	0	0	0	0	0	0	0	0	0	0	0	0	0
06:00 AM - 07:00 AM	Out	0	0	0	0	0	0	0	0	0	0	0	0	0	0	0	0	0	0	0	0	0	0	0	0	0	0	0	0	0	0	0	0	0	0	0	0	0	0	0
	Total	0	0	0	0	0	0	0	0	0	0	0	0	0	0	0	0	0	0	0	0	0	0	0	0	0	0	0	0	0	0	0	0	0	0	0	0	0	0	0
	In	0	0	0	0	0	0	0	0	0	0	0	0	0	0	0	0	0	0	0	0	0	0	0	0	0	0	0	0	0	0	0	0	0	0	0	0	0	0	0
07:00 AM - 08:00 AM	Out	0	0	0	0	0	0	0	0	0	0	0	0	0	0	0	0	0	0	0	0	0	0	0	0	0	0	0	0	0	0	0	0	0	0	0	0	0	0	0
	Total	0	0	0	0	0	0	0	0	0	0	0	0	0	0	0	0	0	0	0	0	0	0	0	0	0	0	0	0	0	0	0	0	0	0	0	0	0	0	0
	In	0	0	0	0	0	0	0	0	0	0	0	0	0	0	0	0	0	0	0	0	0	0	0	0	0	0	0	0	0	0	0	0	0	0	0	0	0	0	0
08:00 AM - 09:00 AM	Out	0	0	0	0	0	0	0	0	0	0	0	0	0	0	0	0	0	0	0	0	0	0	0	0	0	0	0	0	0	0	0	0	0	0	0	0	0	0	0
	Total	0	0	0	0	0	0	0	0	0	0	0	0	0	0	0	0	0	0	0	0	0	0	0	0	0	0	0	0	0	0	0	0	0	0	0	0	0	0	0
	In	0	0	0	0	0	0	0	0	0	0	0	0	0	0	0	0	0	0	0	0	0	0	0	0	0	0	0	0	0	0	0	0	0	0	0	0	0	0	0
09:00 AM - 10:00 AM	Out	0	0	0	0	0	0	0	0	0	0	0	0	0	0	0	0	0	0	0	0	0	0	0	0	0	0	0	0	0	0	0	0	0	0	0	0	0	0	0
	Total	0	0	0	0	0	0	0	0	0	0	0	0	0	0	0	0	0	0	0	0	0	0	0	0	0	0	0	0	0	0	0	0	0	0	0	0	0	0	0
	In	0	0	0	0	0	0	0	0	0	0	0	0	0	0	0	0	0	0	0	0	0	0	0	0	0	0	0	0	0	0	0	0	0	0	0	0	0	0	0
10:00 AM - 11:00 AM	Out	0	0	0	0	0	0	0	0	0	0	0	0	0	0	0	0	0	0	0	0	0	0	0	0	0	0	0	0	0	0	0	0	0	0	0	0	0	0	0
	Total	0	0	0	0	0	0	0	0	0	0	0	0	0	0	0	0	0	0	0	0	0	0	0	0	0	0	0	0	0	0	0	0	0	0	0	0	0	0	0
	In	0	0	0	0	0	0	0	0	0	0	0	0	0	0	0	0	0	0	0	0	0	0	0	0	0	0	0	0	0	0	0	0	0	0	0	0	0	0	0
11:00 AM - 12:00 PM	Out	0	0	0	0	0	0	0	0	0	0	0	0	0	0	0	0	0	0	0	0	0	0	0	0	0	0	0	0	0	0	0	0	0	0	0	0	0	0	0
	Total	0	0	0	0	0	0	0	0	0	0	0	0	0	0	0	0	0	0	0	0	0	0	0	0	0	0	0	0	0	0	0	0	0	0	0	0	0	0	0
	In	0	0	0	0	0	0	0	0	0	0	0	0	0	0	0	0	0	0	0	0	0	0	0	0	0	0	0	0	0	0	0	0	0	0	0	0	0	0	0
12:00 PM - 01:00 PM	Out	0	0	0	0	0	0	0	0	0	0	0	0	0	0	0	0	0	0	0	0	0	0	0	0	0	0	0	0	0	0	0	0	0	0	0	0	0	0	0
	Total	0	0	0	0	0	0	0	0	0	0	0	0	0	0	0	0	0	0	0	0	0	0	0	0	0	0	0	0	0	0	0	0	0	0	0	0	0	0	0
	In	0	0	0	0	0	0	0	0	0	0	0	0	0	0	0	0	0	0	0	0	0	0	0	0	0	0	0	0	0	0	0	0	0	0	0	0	0	0	0
01:00 PM - 02:00 PM	Out	0	0	0	0	0	0	0	0	0	0	0	0	0	0	0	0	0	0	0	0	0	0	0	0	0	0	0	0	0	0	0	0	0	0	0	0	0	0	0
	Total	0	0	0	0	0	0	0	0	0	0	0	0	0	0	0	0	0	0	0	0	0	0	0	0	0	0	0	0	0	0	0	0	0	0	0	0	0	0	0
	In	0	0	0	0	0	0	0	0	0	0	0	0	0	0	0	0	0	0	0	0	0	0	0	0	0	0	0	0	0	0	0	0	0	0	0	0	0	0	0
02:00 PM - 03:00 PM	Out	0	0	0	0	0	0	0	0	0	0	0	0	0	0	0	0	0	0	0	0	0	0	0	0	0	0	0	0	0	0	0	0	0	0	0	0	0	0	0
	Total	0	0	0	0	0	0	0	0	0	0	0	0	0	0	0	0	0	0	0	0	0	0	0	0	0	0	0	0	0	0	0	0	0	0	0	0	0	0	0
	In	0	0	0	0	0	0	0	0	0	0	0	0	0	0	0	0	0	0	0	0	0	0	0	0	0	0	0	0	0	0	0	0	0	0	0	0	0	0	0
03:00 PM - 04:00 PM	Out	0	0	0	0	0	0	0	0	0	0	0	0	0	0	0	0	0	0	0	0	0	0	0	0	0	0	0	0	0	0	0	0	0	0	0	0	0	0	0
	Total	0	0	0	0	0	0	0	0	0	0	0	0	0	0	0	0	0	0	0	0	0	0	0	0	0	0	0	0	0	0	0	0	0	0	0	0	0	0	0
	In	0	0	0	0	0	0	0	0	0	0	0	0	0	0	0	0	0	0	0	0	0	0	0	0	0	0	0	0	0	0	0	0	0	0	0	0	0	0	0
04:00 PM - 05:00 PM	Out	0	0	0	0	0	0	0	0	0	0	0	0	0	0	0	0	0	0	0	0	0	0	0	0	0	0	0	0	0	0	0	0	0	0	0	0	0	0	0
	Total	0	0	0	0	0	0	0	0	0	0	0	0	0	0	0	0	0	0	0	0	0	0	0	0	0	0	0	0	0	0	0	0	0	0	0	0	0	0	0
	In	0	0	0	0	0	0	0	0	0	0	0	0	0	0	0	0	0	0	0	0	0	0	0	0	0	0	0	0	0	0	0	0	0	0	0	0	0	0	0
05:00 PM - 06:00 PM	Out	0	0	0	0	0	0	0	0	0	0	0	0	0	0	0	0	0	0	0	0	0	0	0	0	0	0	0	0	0	0	0	0	0	0	0	0	0	0	0
	Total	0	0	0	0	0	0	0	0	0	0	0	0	0	0	0	0	0	0	0	0	0	0	0	0	0	0	0	0	0	0	0	0	0	0	0	0	0	0	0
	In	0	0	0	0	0	0	0	0	0	0	0	0	0	0	0	0	0	0	0	0	0	0	0	0	0	0	0	0	0	0	0	0	0	0	0	0	0	0	0
06:00 PM - 07:00 PM	Out	0	0	0	0	0	0	0	0	0	0	0	0	0	0	0	0	0	0	0	0	0	0	0	0	0	0	0	0	0	0	0	0	0	0	0	0	0	0	0
	Total	0	0	0	0	0	0	0	0	0	0	0	0	0	0	0	0	0	0	0	0	0	0	0	0	0	0	0	0	0	0	0	0	0	0	0	0	0	0	0
	In	0	0	0	0	0	0	0	0	0	0	0	0	0	0	0	0	0	0	0	0	0	0	0	0	0	0	0	0	0	0	0	0	0	0	0	0	0	0	0
07:00 PM - 08:00 PM	Out	0	0	0	0	0	0	0	0	0	0	0	0	0	0	0	0	0	0	0	0	0	0	0	0	0	0	0	0	0	0	0	0	0	0	0	0	0	0	0
	Total	0	0	0	0	0	0	0	0	0	0	0	0	0	0	0	0	0	0	0	0	0	0	0	0	0	0	0	0	0	0	0	0	0	0	0	0	0	0	0
Total	In	0	0	0	0	0	0	0	0	0	0	0	0	0	0	0	0	0	0	0	0	0	0	0	0	0	0	0	0	0	0	0	0	0	0	0	0	0	0	0
	Out	0	0	0	0	0	0	0	0	0	0	0	0	0	0	0	0	0	0	0	0	0	0	0	0	0	0	0	0	0	0	0	0	0	0	0	0	0	0	0
	Total	0	0	0	0	0	0	0	0	0	0	0	0	0	0	0	0	0	0	0	0	0	0	0	0	0	0	0	0	0	0	0	0	0	0	0	0	0	0	0

Vehicle PCE Trips		Regular Shift													Extended Shift												Total											
		2012			2013				2014				2015		2012			2013				2014				2015		2012			2013				2014				2015	
		2Q	3Q	4Q	1Q	2Q	3Q	4Q	1Q	2Q	3Q	4Q	1Q	2Q	2Q	3Q	4Q	1Q	2Q	3Q	4Q	1Q	2Q	3Q	4Q	1Q	2Q	2Q	3Q	4Q	1Q	2Q	3Q	4Q	1Q	2Q	3Q	4Q	1Q	2Q
Time	In / Out																																						
	In	0	0	0	0	0	0	0	0	0	0	0	0	0	0	0	0	0	0	0	0	0	0	0	0	0	0	0	0	0	0	0	0	0	0	0	0	0	0	0
05:00 AM - 06:00 AM	Out	0	0	0	0	0	0	0	0	0	0	0	0	0	0	0	0	0	0	0	0	0	0	0	0	0	0	0	0	0	0	0	0	0	0	0	0	0	0	0
	Total	0	0	0	0	0	0	0	0	0	0	0	0	0	0	0	0	0	0	0	0	0	0	0	0	0	0	0	0	0	0	0	0	0	0	0	0	0	0	0
	In	0	0	0	0	0	0	0	0	0	0	0	0	0	0	0	0	0	0	0	0	0	0	0	0	0	0	0	0	0	0	0	0	0	0	0	0	0	0	0
06:00 AM - 07:00 AM	Out	0	0	0	0	0	0	0	0	0	0	0	0	0	0	0	0	0	0	0	0	0	0	0	0	0	0	0	0	0	0	0	0	0	0	0	0	0	0	0
	Total	0	0	0	0	0	0	0	0	0	0	0	0	0	0	0	0	0	0	0	0	0	0	0	0	0	0	0	0	0	0	0	0	0	0	0	0	0	0	0
	In	0	0	0	0	0	0	0	0	0	0	0	0	0	0	0	0	0	0	0	0	0	0	0	0	0	0	0	0	0	0	0	0	0	0	0	0	0	0	0
07:00 AM - 08:00 AM	Out	0	0	0	0	0	0	0	0	0	0	0	0	0	0	0	0	0	0	0	0	0	0	0	0	0	0	0	0	0	0	0	0	0	0	0	0	0	0	0
	Total	0	0	0	0	0	0	0	0	0	0	0	0	0	0	0	0	0	0	0	0	0	0	0	0	0	0	0	0	0	0	0	0	0	0	0	0	0	0	0
	In	0	0	0	0	0	0	0	0	0	0	0	0	0	0	0	0	0	0	0	0	0	0	0	0	0	0	0	0	0	0	0	0	0	0	0	0	0	0	0
08:00 AM - 09:00 AM	Out	0	0	0	0	0	0	0	0	0	0	0	0	0	0	0	0	0	0	0	0	0	0	0	0	0	0	0	0	0	0	0	0	0	0	0	0	0	0	0
	Total	0	0	0	0	0	0	0	0	0	0	0	0	0	0	0	0	0	0	0	0	0	0	0	0	0	0	0	0	0	0	0	0	0	0	0	0	0	0	0
	In	0	0	0	0	0	0	0	0	0	0	0	0	0	0	0	0	0	0	0	0	0	0	0	0	0	0	0	0	0	0	0	0	0	0	0	0	0	0	0
09:00 AM - 10:00 AM	Out	0	0	0	0	0	0	0	0	0	0	0	0	0	0	0	0	0	0	0	0	0	0	0	0	0	0	0	0	0	0	0	0	0	0	0	0	0	0	0
	Total	0	0	0	0	0	0	0	0	0	0	0	0	0	0	0	0	0	0	0	0	0	0	0	0	0	0	0	0	0	0	0	0	0	0	0	0	0	0	0
	In	0	0	0	0	0	0	0	0	0	0	0	0	0	0	0	0	0	0	0	0	0	0	0	0	0	0	0	0	0	0	0	0	0	0	0	0	0	0	0
10:00 AM - 11:00 AM	Out	0	0	0	0	0	0	0	0	0	0	0	0	0	0	0	0	0	0	0	0	0	0	0	0	0	0	0	0	0	0	0	0	0	0	0	0	0	0	0
	Total	0	0	0	0	0	0	0	0	0	0	0	0	0	0	0	0	0	0	0	0	0	0	0	0	0	0	0	0	0	0	0	0	0	0	0	0	0	0	0
	In	0	0	0	0	0	0	0	0	0	0	0	0	0	0	0	0	0	0	0	0	0	0	0	0	0	0	0	0	0	0	0	0	0	0	0	0	0	0	0
11:00 AM - 12:00 PM	Out	0	0	0	0	0	0	0	0	0	0	0	0	0	0	0	0	0	0	0	0	0	0	0	0	0	0	0	0	0	0	0	0	0	0	0	0	0	0	0
	Total	0	0	0	0	0	0	0	0	0	0	0	0	0	0	0	0	0	0	0	0	0	0	0	0	0	0	0	0	0	0	0	0	0	0	0	0	0	0	0
	In	0	0	0	0	0	0	0	0	0	0	0	0	0	0	0	0	0	0	0	0	0	0	0	0	0	0	0	0	0	0	0	0	0	0	0	0	0	0	0
12:00 PM - 01:00 PM	Out	0	0	0	0	0	0	0	0	0	0	0	0	0	0	0	0	0	0	0	0	0	0	0	0	0	0	0	0	0	0	0	0	0	0	0	0	0	0	0
	Total	0	0	0	0	0	0	0	0	0	0	0	0	0	0	0	0	0	0	0	0	0	0	0	0	0	0	0	0	0	0	0	0	0	0	0	0	0	0	0
	In	0	0	0	0	0	0	0	0	0	0	0	0	0	0	0	0	0	0	0	0	0	0	0	0	0	0	0	0	0	0	0	0	0	0	0	0	0	0	0
01:00 PM - 02:00 PM	Out	0	0	0	0	0	0	0	0	0	0	0	0	0	0	0	0	0	0	0	0	0	0	0	0	0	0	0	0	0	0	0	0	0	0	0	0	0	0	0
	Total	0	0	0	0	0	0	0	0	0	0	0	0	0	0	0	0	0	0	0	0	0	0	0	0	0	0	0	0	0	0	0	0	0	0	0	0	0	0	0
	In	0	0	0	0	0	0	0	0	0	0	0	0	0	0	0	0	0	0	0	0	0	0	0	0	0	0	0	0	0	0	0	0	0	0	0	0	0	0	0
02:00 PM - 03:00 PM	Out	0	0	0	0	0	0	0	0	0	0	0	0	0	0	0	0	0	0	0	0	0	0	0	0	0	0	0	0	0	0	0	0	0	0	0	0	0	0	0
	Total	0	0	0	0	0	0	0	0	0	0	0	0	0	0	0	0	0	0	0	0	0	0	0	0	0	0	0	0	0	0	0	0	0	0	0	0	0	0	0
	In	0	0	0	0	0	0	0	0	0	0	0	0	0	0	0	0	0	0	0	0	0	0	0	0	0	0	0	0	0	0	0	0	0	0	0	0	0	0	0
03:00 PM - 04:00 PM	Out	0	0	0	0	0	0	0	0	0	0	0	0	0	0	0	0	0	0	0	0	0	0	0	0	0	0	0	0	0	0	0	0	0	0	0	0	0	0	0
	Total	0	0	0	0	0	0	0	0	0	0	0	0	0	0	0	0	0	0	0	0	0	0	0	0	0	0	0	0	0	0	0	0	0	0	0	0	0	0	0
	In	0	0	0	0	0	0	0	0	0	0	0	0	0	0	0	0	0	0	0	0	0	0	0	0	0	0	0	0	0	0	0	0	0	0	0	0	0	0	0
04:00 PM - 05:00 PM	Out	0	0	0	0	0	0	0	0	0	0	0	0	0	0	0	0	0	0	0	0	0	0	0	0	0	0	0	0	0	0	0	0	0	0	0	0	0	0	0
	Total	0	0	0	0	0	0	0	0	0	0	0	0	0	0	0	0	0	0	0	0	0	0	0	0	0	0	0	0	0	0	0	0	0	0	0	0	0	0	0
	In	0	0	0	0	0	0	0	0	0	0	0	0	0	0	0	0	0	0	0	0	0	0	0	0	0	0	0	0	0	0	0	0	0	0	0	0	0	0	0
05:00 PM - 06:00 PM	Out	0	0	0	0	0	0	0	0	0	0	0	0	0	0	0	0	0	0	0	0	0	0	0	0	0	0	0	0	0	0	0	0	0	0	0	0	0	0	0
	Total	0	0	0	0	0	0	0	0	0	0	0	0	0	0	0	0	0	0	0	0	0	0	0	0	0	0	0	0	0	0	0	0	0	0	0	0	0	0	0
	In	0	0	0	0	0	0	0	0	0	0	0	0	0	0	0	0	0	0	0	0	0	0	0	0	0	0	0	0	0	0	0	0	0	0	0	0	0	0	0
06:00 PM - 07:00 PM	Out	0	0	0	0	0	0	0	0	0	0	0	0	0	0	0	0	0	0	0	0	0	0	0	0	0	0	0	0	0	0	0	0	0	0	0	0	0	0	0
	Total	0	0	0	0	0	0	0	0	0	0	0	0	0	0	0	0	0	0	0	0	0	0	0	0	0	0	0	0	0

Weekend Triangle Site Vehicle Trips

Vehicle Trips

		Regular Shift												Extended Shift												Total											
		2012			2013				2014				2015		2012			2013				2014				2015		2012			2013				2014				2015	
		2Q	3Q	4Q	1Q	2Q	3Q	4Q	1Q	2Q	3Q	4Q	1Q	2Q	2Q	3Q	4Q	1Q	2Q	3Q	4Q	1Q	2Q	3Q	4Q	1Q	2Q	2Q	3Q	4Q	1Q	2Q	3Q	4Q	1Q	2Q	3Q	4Q	1Q	2Q
Time	In / Out																																						
	In	0	0	0	0	0	0	0	0	0	0	0	0	0	0	0	0	0	0	0	0	0	0	0	0	0	0	0	0	0	0	0	0	0	0	0	0	0	0	0
05:00 AM - 06:00 AM	Out	0	0	0	0	0	0	0	0	0	0	0	0	0	0	0	0	0	0	0	0	0	0	0	0	0	0	0	0	0	0	0	0	0	0	0	0	0	0	0
	Total	0	0	0	0	0	0	0	0	0	0	0	0	0	0	0	0	0	0	0	0	0	0	0	0	0	0	0	0	0	0	0	0	0	0	0	0	0	0	0
	In	0	0	0	0	0	0	0	0	0	0	0	0	0	0	0	0	0	0	0	0	0	0	0	0	0	0	0	0	0	0	0	0	0	0	0	0	0	0	0
06:00 AM - 07:00 AM	Out	0	0	0	0	0	0	0	0	0	0	0	0	0	0	0	0	0	0	0	0	0	0	0	0	0	0	0	0	0	0	0	0	0	0	0	0	0	0	0
	Total	0	0	0	0	0	0	0	0	0	0	0	0	0	0	0	0	0	0	0	0	0	0	0	0	0	0	0	0	0	0	0	0	0	0	0	0	0	0	0
	In	0	0	0	0	0	0	0	0	0	0	0	0	0	0	0	0	0	0	0	0	0	0	0	0	0	0	0	0	0	0	0	0	0	0	0	0	0	0	0
07:00 AM - 08:00 AM	Out	0	0	0	0	0	0	0	0	0	0	0	0	0	0	0	0	0	0	0	0	0	0	0	0	0	0	0	0	0	0	0	0	0	0	0	0	0	0	0
	Total	0	0	0	0	0	0	0	0	0	0	0	0	0	0	0	0	0	0	0	0	0	0	0	0	0	0	0	0	0	0	0	0	0	0	0	0	0	0	0
	In	0	0	0	0	0	0	0	0	0	0	0	0	0	0	0	0	0	0	0	0	0	0	0	0	0	0	0	0	0	0	0	0	0	0	0	0	0	0	0
08:00 AM - 09:00 AM	Out	0	0	0	0	0	0	0	0	0	0	0	0	0	0	0	0	0	0	0	0	0	0	0	0	0	0	0	0	0	0	0	0	0	0	0	0	0	0	0
	Total	0	0	0	0	0	0	0	0	0	0	0	0	0	0	0	0	0	0	0	0	0	0	0	0	0	0	0	0	0	0	0	0	0	0	0	0	0	0	0
	In	0	0	0	0	0	0	0	0	0	0	0	0	0	0	0	0	0	0	0	0	0	0	0	0	0	0	0	0	0	0	0	0	0	0	0	0	0	0	0
09:00 AM - 10:00 AM	Out	0	0	0	0	0	0	0	0	0	0	0	0	0	0	0	0	0	0	0	0	0	0	0	0	0	0	0	0	0	0	0	0	0	0	0	0	0	0	0
	Total	0	0	0	0	0	0	0	0	0	0	0	0	0	0	0	0	0	0	0	0	0	0	0	0	0	0	0	0	0	0	0	0	0	0	0	0	0	0	0
	In	0	0	0	0	0	0	0	0	0	0	0	0	0	0	0	0	0	0	0	0	0	0	0	0	0	0	0	0	0	0	0	0	0	0	0	0	0	0	0
10:00 AM - 11:00 AM	Out	0	0	0	0	0	0	0	0	0	0	0	0	0	0	0	0	0	0	0	0	0	0	0	0	0	0	0	0	0	0	0	0	0	0	0	0	0	0	0
	Total	0	0	0	0	0	0	0	0	0	0	0	0	0	0	0	0	0	0	0	0	0	0	0	0	0	0	0	0	0	0	0	0	0	0	0	0	0	0	0
	In	0	0	0	0	0	0	0	0	0	0	0	0	0	0	0	0	0	0	0	0	0	0	0	0	0	0	0	0	0	0	0	0	0	0	0	0	0	0	0
11:00 AM - 12:00 PM	Out	0	0	0	0	0	0	0	0	0	0	0	0	0	0	0	0	0	0	0	0	0	0	0	0	0	0	0	0	0	0	0	0	0	0	0	0	0	0	0
	Total	0	0	0	0	0	0	0	0	0	0	0	0	0	0	0	0	0	0	0	0	0	0	0	0	0	0	0	0	0	0	0	0	0	0	0	0	0	0	0
	In	0	0	0	0	0	0	0	0	0	0	0	0	0	0	0	0	0	0	0	0	0	0	0	0	0	0	0	0	0	0	0	0	0	0	0	0	0	0	0
12:00 PM - 01:00 PM	Out	0	0	0	0	0	0	0	0	0	0	0	0	0	0	0	0	0	0	0	0	0	0	0	0	0	0	0	0	0	0	0	0	0	0	0	0	0	0	0
	Total	0	0	0	0	0	0	0	0	0	0	0	0	0	0	0	0	0	0	0	0	0	0	0	0	0	0	0	0	0	0	0	0	0	0	0	0	0	0	0
	In	0	0	0	0	0	0	0	0	0	0	0	0	0	0	0	0	0	0	0	0	0	0	0	0	0	0	0	0	0	0	0	0	0	0	0	0	0	0	0
01:00 PM - 02:00 PM	Out	0	0	0	0	0	0	0	0	0	0	0	0	0	0	0	0	0	0	0	0	0	0	0	0	0	0	0	0	0	0	0	0	0	0	0	0	0	0	0
	Total	0	0	0	0	0	0	0	0	0	0	0	0	0	0	0	0	0	0	0	0	0	0	0	0	0	0	0	0	0	0	0	0	0	0	0	0	0	0	0
	In	0	0	0	0	0	0	0	0	0	0	0	0	0	0	0	0	0	0	0	0	0	0	0	0	0	0	0	0	0	0	0	0	0	0	0	0	0	0	0
02:00 PM - 03:00 PM	Out	0	0	0	0	0	0	0	0	0	0	0	0	0	0	0	0	0	0	0	0	0	0	0	0	0	0	0	0	0	0	0	0	0	0	0	0	0	0	0
	Total	0	0	0	0	0	0	0	0	0	0	0	0	0	0	0	0	0	0	0	0	0	0	0	0	0	0	0	0	0	0	0	0	0	0	0	0	0	0	0
	In	0	0	0	0	0	0	0	0	0	0	0	0	0	0	0	0	0	0	0	0	0	0	0	0	0	0	0	0	0	0	0	0	0	0	0	0	0	0	0
03:00 PM - 04:00 PM	Out	0	0	0	0	0	0	0	0	0	0	0	0	0	0	0	0	0	0	0	0	0	0	0	0	0	0	0	0	0	0	0	0	0	0	0	0	0	0	0
	Total	0	0	0	0	0	0	0	0	0	0	0	0	0	0	0	0	0	0	0	0	0	0	0	0	0	0	0	0	0	0	0	0	0	0	0	0	0	0	0
	In	0	0	0	0	0	0	0	0	0	0	0	0	0	0	0	0	0	0	0	0	0	0	0	0	0	0	0	0	0	0	0	0	0	0	0	0	0	0	0
04:00 PM - 05:00 PM	Out	0	0	0	0	0	0	0	0	0	0	0	0	0	0	0	0	0	0	0	0	0	0	0	0	0	0	0	0	0	0	0	0	0	0	0	0	0	0	0
	Total	0	0	0	0	0	0	0	0	0	0	0	0	0	0	0	0	0	0	0	0	0	0	0	0	0	0	0	0	0	0	0	0	0	0	0	0	0	0	0
	In	0	0	0	0	0	0	0	0	0	0	0	0	0	0	0	0	0	0	0	0	0	0	0	0	0	0	0	0	0	0	0	0	0	0	0	0	0	0	0
05:00 PM - 06:00 PM	Out	0	0	0	0	0	0	0	0	0	0	0	0	0	0	0	0	0	0	0	0	0	0	0	0	0	0	0	0	0	0	0	0	0	0	0	0	0	0	0
	Total	0	0	0	0	0	0	0	0	0	0	0	0	0	0	0	0	0	0	0	0	0	0	0	0	0	0	0	0	0	0	0	0	0	0	0	0	0	0	0
	In	0	0	0	0	0	0	0	0	0	0	0	0	0	0	0	0	0	0	0	0	0	0	0	0	0	0	0	0	0	0	0	0	0	0	0	0	0	0	0
06:00 PM - 07:00 PM	Out	0	0	0	0	0	0	0	0	0	0	0	0	0	0	0	0	0	0	0	0	0	0	0	0	0	0	0	0	0	0	0	0	0	0	0	0	0	0	0
	Total	0	0	0	0	0	0	0	0	0	0	0	0	0	0	0	0	0	0	0	0	0	0	0	0	0	0	0	0	0	0	0	0	0	0	0	0	0	0	0
	In	0	0	0	0	0	0	0	0	0	0	0	0	0	0	0	0	0	0	0	0	0	0	0	0	0	0	0	0	0	0	0	0	0	0	0	0	0	0	0
07:00 PM - 08:00 PM	Out	0	0	0	0	0	0	0	0	0	0	0	0	0	0	0	0	0	0	0	0	0	0	0	0	0	0	0	0	0	0	0	0	0	0	0	0	0	0	0
	Total	0	0	0	0	0	0	0	0	0	0	0	0	0	0	0	0	0	0	0	0	0	0	0	0	0	0	0	0	0	0	0	0	0	0	0	0	0	0	0
Total	In	0	0	0	0	0	0	0	0	0	0	0	0	0	0	0	0	0	0	0	0	0	0	0	0	0	0	0	0	0	0	0	0	0	0	0	0	0	0	0
	Out	0	0	0	0	0	0	0	0	0	0	0	0	0	0	0	0	0	0	0	0	0	0	0	0	0	0	0	0	0	0	0	0	0	0	0	0	0	0	0
	Total	0	0	0	0	0	0	0	0	0	0	0	0	0	0	0	0	0	0	0	0	0	0	0	0	0	0	0	0	0	0	0	0	0	0	0	0	0	0	0

Vehicle PCE Trips

		Regular Shift												Extended Shift												Total											
		2012			2013				2014				2015		2012			2013				2014				2015		2012			2013				2014				2015	
		2Q	3Q	4Q	1Q	2Q	3Q	4Q	1Q	2Q	3Q	4Q	1Q	2Q	2Q	3Q	4Q	1Q	2Q	3Q	4Q	1Q	2Q	3Q	4Q	1Q	2Q	2Q	3Q	4Q	1Q	2Q	3Q	4Q	1Q	2Q	3Q	4Q	1Q	2Q
Time	In / Out																																						
	In	0	0	0	0	0	0	0	0	0	0	0	0	0	0	0	0	0	0	0	0	0	0	0	0	0	0	0	0	0	0	0	0	0	0	0	0	0	0	0
05:00 AM - 06:00 AM	Out	0	0	0	0	0	0	0	0	0	0	0	0	0	0	0	0	0	0	0	0	0	0	0	0	0	0	0	0	0	0	0	0	0	0	0	0	0	0	0
	Total	0	0	0	0	0	0	0	0	0	0	0	0	0	0	0	0	0	0	0	0	0	0	0	0	0	0	0	0	0	0	0	0	0	0	0	0	0	0	0
	In	0	0	0	0	0	0	0	0	0	0	0	0	0	0	0	0	0	0	0	0	0	0	0	0	0	0	0	0	0	0	0	0	0	0	0	0	0	0	0
06:00 AM - 07:00 AM	Out	0	0	0	0	0	0	0	0	0	0	0	0	0	0	0	0	0	0	0	0	0	0	0	0	0	0	0	0	0	0	0	0	0	0	0	0	0	0	0
	Total	0	0	0	0	0	0	0	0	0	0	0	0	0	0	0	0	0	0	0	0	0	0	0	0	0	0	0	0	0	0	0	0	0	0	0	0	0	0	0
	In	0	0	0	0	0	0	0	0	0	0	0	0	0	0	0	0	0	0	0	0	0	0	0	0	0	0	0	0	0	0	0	0	0	0	0	0	0	0	0
07:00 AM - 08:00 AM	Out	0	0	0	0	0	0	0	0	0	0	0	0	0	0	0	0	0	0	0	0	0	0	0	0	0	0	0	0	0	0	0	0	0	0	0	0	0	0	0
	Total	0	0	0	0	0	0	0	0	0	0	0	0	0	0	0	0	0	0	0	0	0	0	0	0	0	0	0	0	0	0	0	0	0	0	0	0	0	0	0
	In	0	0	0	0	0	0	0	0	0	0	0	0	0	0	0	0	0	0	0	0	0	0	0	0	0	0	0	0	0	0	0	0	0	0	0	0	0	0	0
08:00 AM - 09:00 AM	Out	0	0	0	0	0	0	0	0	0	0	0	0	0	0	0	0	0	0	0	0	0	0	0	0	0	0	0	0	0	0	0	0	0	0	0	0	0	0	0
	Total	0	0	0	0	0	0	0	0	0	0	0	0	0	0	0	0	0	0	0	0	0	0	0	0	0	0	0	0	0	0	0	0	0	0	0	0	0	0	0
	In	0	0	0	0	0	0	0	0	0	0	0	0	0	0	0	0	0	0	0	0	0	0	0	0	0	0	0	0	0	0	0	0	0	0	0	0	0	0	0
09:00 AM - 10:00 AM	Out	0	0	0	0	0	0	0	0	0	0	0	0	0	0	0	0	0	0	0	0	0	0	0	0	0	0	0	0	0	0	0	0	0	0	0	0	0	0	0
	Total	0	0	0	0	0	0	0	0	0	0	0	0	0	0	0	0	0	0	0	0	0	0	0	0	0	0	0	0	0	0	0	0	0	0	0	0	0	0	0
	In	0	0	0	0	0	0	0	0	0	0	0	0	0	0	0	0	0	0	0	0	0	0	0	0	0	0	0	0	0	0	0	0	0	0	0	0	0	0	0
10:00 AM - 11:00 AM	Out	0	0	0	0	0	0	0	0	0	0	0	0	0	0	0	0	0	0	0	0	0	0	0	0	0	0	0	0	0	0	0	0	0	0	0	0	0	0	0
	Total	0	0	0	0	0	0	0	0	0	0	0	0	0	0	0	0	0	0	0	0	0	0	0	0	0	0	0	0	0	0	0	0	0	0	0	0	0	0	0
	In	0	0	0	0	0	0	0	0	0	0	0	0	0	0	0	0	0	0	0	0	0	0	0	0	0	0	0	0	0	0	0	0	0	0	0	0	0	0	0
11:00 AM - 12:00 PM	Out	0	0	0	0	0	0	0	0	0	0	0	0	0	0	0	0	0	0	0	0	0	0	0	0	0	0	0	0	0	0	0	0	0	0	0	0	0	0	0
	Total	0	0	0	0	0	0	0	0	0	0	0	0	0	0	0	0	0	0	0	0	0	0	0	0	0	0	0	0	0	0	0	0	0	0	0	0	0	0	0
	In	0	0	0	0	0	0	0	0	0	0	0	0	0	0	0	0	0	0	0	0	0	0	0	0	0	0	0	0	0	0	0	0	0	0	0	0	0	0	0
12:00 PM - 01:00 PM	Out	0	0	0	0	0	0	0	0	0	0	0	0	0	0	0	0	0	0	0	0	0	0	0	0	0	0	0	0	0	0	0	0	0	0	0	0	0	0	0
	Total	0	0	0	0	0	0	0	0	0	0	0	0	0	0	0	0	0	0	0	0	0	0	0	0	0	0	0	0	0	0	0	0	0	0	0	0	0	0	0
	In	0	0	0	0	0	0	0	0	0	0	0	0	0	0	0	0	0	0	0	0	0	0	0	0	0	0	0	0	0	0	0	0	0	0	0	0	0	0	0
01:00 PM - 02:00 PM	Out	0	0	0	0	0	0	0	0	0	0	0	0	0	0	0	0	0	0	0	0	0	0	0	0	0	0	0	0	0	0	0	0	0	0	0	0	0	0	0
	Total	0	0	0	0	0	0	0	0	0	0	0	0	0	0	0	0	0	0	0	0	0	0	0	0	0	0	0	0	0	0	0	0	0	0	0	0	0	0	0
	In	0	0	0	0	0	0	0	0	0	0	0	0	0	0	0	0	0	0	0	0	0	0	0	0	0	0	0	0	0	0	0	0	0	0	0	0	0	0	0
02:00 PM - 03:00 PM	Out	0	0	0	0	0	0	0	0	0	0	0	0	0	0	0	0	0	0	0	0	0	0	0	0	0	0	0	0	0	0	0	0	0	0	0	0	0	0	0
	Total	0	0	0	0	0	0	0	0	0	0	0	0	0	0	0	0	0	0	0	0	0	0	0	0	0	0	0	0	0	0	0	0	0	0	0	0	0	0	0
	In	0	0	0	0	0	0	0	0	0	0	0	0	0	0	0	0	0	0	0	0	0	0	0	0	0	0	0	0	0	0	0	0	0	0	0	0	0	0	0
03:00 PM - 04:00 PM	Out	0	0	0	0	0	0	0	0	0	0	0	0	0	0	0	0	0	0	0	0	0	0	0	0	0	0	0	0	0	0	0	0	0	0	0	0	0	0	0
	Total	0	0	0	0	0	0	0	0	0	0	0	0	0	0	0	0	0	0	0	0	0	0	0	0	0	0	0	0	0	0	0	0	0	0	0	0	0	0	0
	In	0	0	0	0	0	0	0	0	0	0	0	0	0	0	0	0	0	0	0	0	0	0	0	0	0	0	0	0	0	0	0	0	0	0	0	0	0	0	0
04:00 PM - 05:00 PM	Out	0	0	0	0	0	0	0	0	0	0	0	0	0	0	0	0	0	0	0	0	0	0	0	0	0	0	0	0	0	0	0	0	0	0	0	0	0	0	0
	Total	0	0	0	0	0	0	0	0	0	0	0	0	0	0	0	0	0	0	0	0	0	0	0	0	0	0	0	0	0	0	0	0	0	0	0	0	0	0	0
	In	0	0	0	0	0	0	0	0	0	0	0	0	0	0	0	0	0	0	0	0	0	0	0	0	0	0	0	0	0	0	0	0	0	0	0	0	0	0	0
05:00 PM - 06:00 PM	Out	0	0	0	0	0	0	0	0	0	0	0	0	0	0	0	0	0	0	0	0	0	0	0	0	0	0	0	0	0	0	0	0	0	0	0	0	0	0	0
	Total	0	0	0	0	0	0	0	0	0	0	0	0	0	0	0	0	0	0	0	0	0	0	0	0	0	0	0	0	0	0	0	0	0	0	0	0	0	0	0
	In	0	0	0	0	0	0	0	0	0	0	0	0	0	0	0	0	0	0	0	0	0	0	0	0	0	0	0	0	0	0	0	0	0	0	0	0	0	0	0
06:00 PM - 07:00 PM	Out	0	0	0	0	0	0	0	0	0	0	0	0	0	0	0	0	0	0	0	0	0	0	0	0	0	0	0	0	0	0	0	0	0	0	0	0	0	0	0
	Total	0	0	0	0	0	0	0	0	0	0	0	0	0	0	0	0	0	0	0	0	0	0	0	0	0	0	0

Weekend Total Construction Generated Vehicle Trips

Vehicle Trips

		Regular Shift												Extended Shift												Total									
		2012			2013				2014				2015		2012			2013				2014				2015		2012			2013				2014				2015	
		2Q	3Q	4Q	1Q	2Q	3Q	4Q	1Q	2Q	3Q	4Q	1Q	2Q	2Q	3Q	4Q	1Q	2Q	3Q	4Q	1Q	2Q	3Q	4Q	1Q	2Q	2Q	3Q	4Q	1Q	2Q	3Q	4Q	1Q	2Q
Time	In / Out																																			
	In	0	0	0	0	0	0	0	0	0	0	0	0	0	0	0	0	0	0	0	0	0	0	0	0	0	0	0	0	0	0	0	0	0	0	0
05:00 AM - 06:00 AM	Out	0	0	0	0	0	0	0	0	0	0	0	0	0	0	0	0	0	0	0	0	0	0	0	0	0	0	0	0	0	0	0	0	0	0	0
	Total	0	0	0	0	0	0	0	0	0	0	0	0	0	0	0	0	0	0	0	0	0	0	0	0	0	0	0	0	0	0	0	0	0	0	0
	In	0	0	0	0	0	0	0	0	0	0	0	0	0	0	0	0	0	0	0	0	0	0	0	0	0	0	0	0	0	0	0	0	0	0	0
06:00 AM - 07:00 AM	Out	0	0	0	0	0	0	0	0	0	0	0	0	0	0	0	0	0	0	0	0	0	0	0	0	0	0	0	0	0	0	0	0	0	0	0
	Total	0	0	0	0	0	0	0	0	0	0	0	0	0	0	0	0	0	0	0	0	0	0	0	0	0	0	0	0	0	0	0	0	0	0	0
	In	5	9	18	18	25	25	25	25	16	0	0	0	0	0	0	0	0	0	0	0	0	0	0	0	0	0	5	9	18	18	25	25	25	16	0	0	0
07:00 AM - 08:00 AM	Out	2	3	4	4	5	5	5	5	3	0	0	0	0	0	0	0	0	0	0	0	0	0	0	0	0	0	2	3	4	4	5	5	5	3	0	0	0
	Total	7	12	22	22	30	30	30	30	19	0	0	0	0	0	0	0	0	0	0	0	0	0	0	0	0	0	7	12	22	22	30	30	30	19	0	0	0
	In	2	3	5	5	7	7	7	7	4	0	0	0	0	0	0	0	0	0	0	0	0	0	0	0	0	0	2	3	5	5	7	7	7	4	0	0	0
08:00 AM - 09:00 AM	Out	1	1	2	2	2	2	2	2	1	0	0	0	0	0	0	0	0	0	0	0	0	0	0	0	0	0	1	1	2	2	2	2	2	1	0	0	0
	Total	3	4	7	7	9	9	9	9	5	0	0	0	0	0	0	0	0	0	0	0	0	0	0	0	0	0	3	4	7	7	9	9	9	5	0	0	0
	In	1	1	2	2	2	2	2	2	1	0	0	0	0	0	0	0	0	0	0	0	0	0	0	0	0	0	1	1	2	2	2	2	2	1	0	0	0
09:00 AM - 10:00 AM	Out	1	1	2	2	2	2	2	2	1	0	0	0	0	0	0	0	0	0	0	0	0	0	0	0	0	0	1	1	2	2	2	2	2	1	0	0	0
	Total	2	2	4	4	4	4	4	4	2	0	0	0	0	0	0	0	0	0	0	0	0	0	0	0	0	0	2	2	4	4	4	4	4	2	0	0	0
	In	1	1	2	2	2	2	2	2	1	0	0	0	0	0	0	0	0	0	0	0	0	0	0	0	0	0	1	1	2	2	2	2	2	1	0	0	0
10:00 AM - 11:00 AM	Out	1	1	2	2	2	2	2	2	1	0	0	0	0	0	0	0	0	0	0	0	0	0	0	0	0	0	1	1	2	2	2	2	2	1	0	0	0
	Total	2	2	4	4	4	4	4	4	2	0	0	0	0	0	0	0	0	0	0	0	0	0	0	0	0	0	2	2	4	4	4	4	4	2	0	0	0
	In	1	1	2	2	2	2	2	2	1	0	0	0	0	0	0	0	0	0	0	0	0	0	0	0	0	0	1	1	2	2	2	2	2	1	0	0	0
11:00 AM - 12:00 PM	Out	1	1	2	2	2	2	2	2	1	0	0	0	0	0	0	0	0	0	0	0	0	0	0	0	0	0	1	1	2	2	2	2	2	1	0	0	0
	Total	2	2	4	4	4	4	4	4	2	0	0	0	0	0	0	0	0	0	0	0	0	0	0	0	0	0	2	2	4	4	4	4	4	2	0	0	0
	In	1	1	2	2	2	2	2	2	1	0	0	0	0	0	0	0	0	0	0	0	0	0	0	0	0	0	1	1	2	2	2	2	2	1	0	0	0
12:00 PM - 01:00 PM	Out	1	1	2	2	2	2	2	2	1	0	0	0	0	0	0	0	0	0	0	0	0	0	0	0	0	0	1	1	2	2	2	2	2	1	0	0	0
	Total	2	2	4	4	4	4	4	4	2	0	0	0	0	0	0	0	0	0	0	0	0	0	0	0	0	0	2	2	4	4	4	4	4	2	0	0	0
	In	1	1	2	2	2	2	2	2	1	0	0	0	0	0	0	0	0	0	0	0	0	0	0	0	0	0	1	1	2	2	2	2	2	1	0	0	0
01:00 PM - 02:00 PM	Out	1	1	2	2	2	2	2	2	1	0	0	0	0	0	0	0	0	0	0	0	0	0	0	0	0	0	1	1	2	2	2	2	2	1	0	0	0
	Total	2	2	4	4	4	4	4	4	2	0	0	0	0	0	0	0	0	0	0	0	0	0	0	0	0	0	2	2	4	4	4	4	4	2	0	0	0
	In	0	1	1	1	1	1	1	1	1	0	0	0	0	0	0	0	0	0	0	0	0	0	0	0	0	0	0	1	1	1	1	1	1	1	0	0	0
02:00 PM - 03:00 PM	Out	0	1	1	1	1	1	1	1	1	0	0	0	0	0	0	0	0	0	0	0	0	0	0	0	0	0	0	1	1	1	1	1	1	1	0	0	0
	Total	0	2	2	2	2	2	2	2	2	0	0	0	0	0	0	0	0	0	0	0	0	0	0	0	0	0	0	2	2	2	2	2	2	2	0	0	0
	In	0	1	1	1	1	1	1	1	1	0	0	0	0	0	0	0	0	0	0	0	0	0	0	0	0	0	0	1	1	1	1	1	1	1	0	0	0
03:00 PM - 04:00 PM	Out	0	2	3	3	3	3	3	3	3	0	0	0	0	0	0	0	0	0	0	0	0	0	0	0	0	0	0	2	3	3	3	3	3	3	0	0	0
	Total	0	3	4	4	4	4	4	4	4	0	0	0	0	0	0	0	0	0	0	0	0	0	0	0	0	0	0	3	4	4	4	4	4	4	0	0	0
	In	0	1	1	1	1	1	1	1	1	0	0	0	0	0	0	0	0	0	0	0	0	0	0	0	0	0	0	1	1	1	1	1	1	1	0	0	0
04:00 PM - 05:00 PM	Out	3	7	15	15	21	21	21	21	14	0	0	0	0	0	0	0	0	0	0	0	0	0	0	0	0	0	3	7	15	15	21	21	21	14	0	0	0
	Total	3	8	16	16	22	22	22	22	15	0	0	0	0	0	0	0	0	0	0	0	0	0	0	0	0	0	3	8	16	16	22	22	22	15	0	0	0
	In	0	0	0	0	0	0	0	0	0	0	0	0	0	0	0	0	0	0	0	0	0	0	0	0	0	0	0	0	0	0	0	0	0	0	0	0	0
05:00 PM - 06:00 PM	Out	0	1	2	2	2	2	2	2	2	0	0	0	0	0	0	0	0	0	0	0	0	0	0	0	0	0	0	1	2	2	2	2	2	2	0	0	0
	Total	0	1	2	2	2	2	2	2	2	0	0	0	0	0	0	0	0	0	0	0	0	0	0	0	0	0	0	1	2	2	2	2	2	2	0	0	0
	In	0	0	0	0	0	0	0	0	0	0	0	0	0	0	0	0	0	0	0	0	0	0	0	0	0	0	0	0	0	0	0	0	0	0	0	0	0
06:00 PM - 07:00 PM	Out	0	0	0	0	0	0	0	0	0	0	0	0	0	0	0	0	0	0	0	0	0	0	0	0	0	0	0	0	0	0	0	0	0	0	0	0	0
	Total	0	0	0	0	0	0	0	0	0	0	0	0	0	0	0	0	0	0	0	0	0	0	0	0	0	0	0	0	0	0	0	0	0	0	0	0	0
	In	0	0	0	0	0	0	0	0	0	0	0	0	0	0	0	0	0	0	0	0	0	0	0	0	0	0	0	0	0	0	0	0	0	0	0	0	0
07:00 PM - 08:00 PM	Out	0	0	0	0	0	0	0	0	0	0	0	0	0	0	0	0	0	0	0	0	0	0	0	0	0	0	0	0	0	0	0	0	0	0	0	0	0
	Total	0	0	0	0	0	0	0	0	0	0	0	0	0	0	0	0	0	0	0	0	0	0	0	0	0	0	0	0	0	0	0	0	0	0	0	0	0
Total	In	12	20	36	36	45	45	45	45	28	0	0	0	0	0	0	0	0	0	0	0	0	0	0	0	0	0	12	20	36	36	45	45	45	28	0	0	0
	Out	11	20	37	37	44	44	44	44	29	0	0	0	0	0	0	0	0	0	0	0	0	0	0	0	0	0	11	20	37	37	44	44	44	29	0	0	0
	Total	23	40	73	73	89	89	89	89	57	0	0	0	0	0	0	0	0	0	0	0	0	0	0	0	0	0	23	40	73	73	89	89	89	57	0	0	0

Vehicle PCE Trips

		Regular Shift												Extended Shift												Total									
		2012			2013				2014				2015		2012			2013				2014				2015		2012			2013				2014				2015	
		2Q	3Q	4Q	1Q	2Q	3Q	4Q	1Q	2Q	3Q	4Q	1Q	2Q	2Q	3Q	4Q	1Q	2Q	3Q	4Q	1Q	2Q	3Q	4Q	1Q	2Q	2Q	3Q	4Q	1Q	2Q	3Q	4Q	1Q	2Q
Time	In / Out																																			
	In	0	0	0	0	0	0	0	0	0	0	0	0	0	0	0	0	0	0	0	0	0	0	0	0	0	0	0	0	0	0	0	0	0	0	0
05:00 AM - 06:00 AM	Out	0	0	0	0	0	0	0	0	0	0	0	0	0	0	0	0	0	0	0	0	0	0	0	0	0	0	0	0	0	0	0	0	0	0	0
	Total	0	0	0	0	0	0	0	0	0	0	0	0	0	0	0	0	0	0	0	0	0	0	0	0	0	0	0	0	0	0	0	0	0	0	0
	In	0	0	0	0	0	0	0	0	0	0	0	0	0	0	0	0	0	0	0	0	0	0	0	0	0	0	0	0	0	0	0	0	0	0	0
06:00 AM - 07:00 AM	Out	0	0	0	0	0	0	0	0	0	0	0	0	0	0	0	0	0	0	0	0	0	0	0	0	0	0	0	0	0	0	0	0	0	0	0
	Total	0	0	0	0	0	0	0	0	0	0	0	0	0	0	0	0	0	0	0	0	0	0	0	0	0	0	0	0	0	0	0	0	0	0	0
	In	7	12	22	22	30	30	30	30	19	0	0	0	0	0	0	0	0	0	0	0	0	0	0	0	0	0	7	12	22	22	30	30	30	19	0	0	0
07:00 AM - 08:00 AM	Out	4	6	8	8	10	10	10	10	6	0	0	0	0	0	0	0	0	0	0	0	0	0	0	0	0	0	4	6	8	8	10	10	10	6	0	0	0
	Total	11	18	30	30	40	40	40	40	25	0	0	0	0	0	0	0	0	0	0	0	0	0	0	0	0	0	11	18	30	30	40	40	40	25	0	0	0
	In	3	4	7	7	9	9	9	9	5	0	0	0	0	0	0	0	0	0	0	0	0	0	0	0	0	0	3	4	7	7	9	9	9	5	0	0	0
08:00 AM - 09:00 AM	Out	2	2	4	4	4	4	4	4	2	0	0	0	0	0	0	0	0	0	0	0	0	0	0	0	0	0	2	2	4	4	4	4	4	2	0	0	0
	Total	5	6	11	11	13	13	13	13	7	0	0	0	0	0	0	0	0	0	0	0	0	0	0	0	0	0	5	6	11	11	13	13	13	7	0	0	0
	In	2	2	4	4	4	4	4	4	2	0	0	0	0	0	0	0	0	0	0	0	0	0	0	0	0	0	2	2	4	4	4	4	4	2	0	0	0
09:00 AM - 10:00 AM	Out	2	2	4	4	4	4	4	4	2	0	0	0	0	0	0	0	0	0	0	0	0	0	0	0	0	0	2	2	4	4	4	4	4	2	0	0	0
	Total	4	4	8	8	8	8	8	8	4	0	0	0	0	0	0	0	0	0	0	0	0	0	0	0	0	0	4	4	8	8	8	8	8	4	0	0	0
	In	2	2	4	4	4	4	4	4	2	0	0	0	0	0	0	0	0	0	0	0	0	0	0	0	0	0	2	2	4	4	4	4	4	2	0	0	0
10:00 AM - 11:00 AM	Out	2	2	4	4	4	4	4	4	2	0	0	0	0	0	0	0	0	0	0	0	0	0	0	0	0	0	2	2	4	4	4	4	4	2	0	0	0
	Total	4	4	8	8	8	8	8	8	4	0	0	0	0	0	0	0	0	0	0	0	0	0	0	0	0	0	4	4	8	8	8	8	8	4	0	0	0
	In	2	2	4	4	4	4	4	4	2	0	0	0	0	0	0	0	0	0	0	0	0	0	0	0	0	0	2	2	4	4	4	4	4	2	0	0	0
11:00 AM - 12:00 PM	Out	2	2	4	4	4	4	4	4	2	0	0	0	0	0	0	0	0	0	0	0	0	0	0	0	0	0	2	2	4	4	4	4	4	2	0	0	0
	Total	4	4	8	8	8	8	8	8	4	0	0	0	0	0	0	0	0	0	0	0	0	0	0	0	0	0	4	4	8	8	8	8	8	4	0	0	0
	In	2	2	4	4	4	4	4	4	2	0	0	0	0	0	0	0	0	0	0	0	0	0	0	0	0	0	2	2	4	4	4	4	4	2	0	0	0
12:00 PM - 01:00 PM	Out	2	2	4	4	4	4	4	4	2	0	0	0	0	0	0	0	0	0	0	0	0	0	0	0	0	0	2	2	4	4	4	4	4	2	0	0	0
	Total	4	4	8	8	8	8	8	8	4	0	0	0	0	0	0	0	0	0	0	0	0	0	0	0	0	0	4	4	8	8	8	8	8	4	0	0	0
	In	2	2	4	4	4	4	4	4	2	0	0	0	0	0	0	0	0	0	0	0	0	0	0	0	0	0	2	2	4	4	4	4	4	2	0	0	0
01:00 PM - 02:00 PM	Out	2	2	4	4	4	4	4	4	2	0	0	0	0	0	0	0	0	0	0	0	0	0	0	0	0	0	2	2	4	4	4	4	4	2	0	0	0
	Total	4	4	8	8	8	8	8	8	4	0	0	0	0	0	0	0	0	0	0	0	0	0	0	0	0	0	4	4	8	8	8	8	8	4	0	0	0
	In	0	2	2	2	2	2	2	2	2	0	0	0	0	0	0	0	0	0	0	0	0	0	0	0	0	0	0	2	2	2	2	2	2	2	0	0	0
02:00 PM - 03:00 PM	Out	0	2	2	2	2	2	2	2	2	0	0	0	0	0	0	0	0	0	0	0	0	0	0	0	0	0	0	2	2	2	2	2	2	2	0	0	0
	Total	0	4	4	4	4	4	4	4	4	0	0	0	0	0	0	0	0	0	0	0	0	0	0	0	0	0	0	4	4	4	4	4	4	4	0	0	0
	In	0	2	2	2	2	2	2	2	2	0	0	0	0	0	0	0	0	0	0	0	0	0	0	0	0	0	0	2	2	2	2	2	2	2	0	0	0
03:00 PM - 04:00 PM	Out	0	3	4	4	4	4	4	4	4	0	0	0	0	0	0	0	0	0	0	0	0	0	0	0	0	0	0	3	4	4	4	4	4	4	0	0	0
	Total	0	5	6	6	6	6	6	6	6	0	0	0	0	0	0	0	0	0	0	0	0	0	0	0	0	0	0	5	6	6	6	6	6	6	0	0	0
	In	0	2	2	2	2	2	2	2	2	0	0	0	0	0	0	0	0	0	0	0	0	0	0	0	0	0	0	2	2	2	2	2	2	2	0	0	0
04:00 PM - 05:00 PM	Out	3	8	16	16	22	22	22	22	15	0	0	0	0	0	0	0	0	0	0	0	0	0	0	0	0	0	3	8	16	16	22	22	22	15	0	0	0
	Total	3	10	18	18	24	24	24	24	17	0	0	0	0	0	0	0	0	0	0	0	0	0	0	0	0	0	3	10	18	18	24	24	24	17	0	0	0
	In	0	0	0	0	0	0	0	0	0	0	0	0	0	0	0	0	0	0	0	0	0	0	0	0	0	0	0	0	0	0	0	0	0	0	0	0	0
05:00 PM - 06:00 PM	Out	0	1	2	2	2	2	2	2	2	0	0	0	0	0	0	0	0	0	0	0	0	0	0	0	0	0	0	1	2	2	2	2	2	2	0	0	0
	Total	0	1	2	2	2	2	2	2	2	0	0	0	0	0	0	0	0	0	0	0	0	0	0	0	0	0	0	1	2	2	2	2	2	2	0	0	0
	In	0	0	0	0	0	0	0	0	0	0	0	0	0	0	0	0	0	0	0	0	0	0	0	0	0	0	0	0	0	0	0	0	0	0	0	0	0
06:00 PM - 07:00 PM	Out	0	0	0	0	0	0	0	0	0	0	0	0	0	0	0	0	0	0	0	0	0	0	0	0	0	0	0	0	0	0	0	0	0	0	0	0	0
	Total	0	0	0	0	0	0	0	0	0	0	0	0	0	0	0	0	0	0	0	0	0	0	0	0	0	0	0	0	0	0	0	0	0	0	0	0	0
	In	0	0	0	0	0	0	0	0	0	0	0	0	0	0	0	0	0	0	0	0	0	0	0	0	0	0	0	0	0	0	0	0	0	0	0	0	0
07:00 PM - 08:00 PM	Out	0	0	0	0	0	0	0	0	0	0	0	0	0	0	0	0	0	0	0	0	0	0	0	0	0	0	0	0	0	0	0	0	0	0	0	0	0
	Total	0	0	0	0	0	0	0	0	0	0	0	0	0	0	0	0	0	0	0	0	0	0	0	0	0	0	0	0	0	0	0	0	0	0	0	0	0
Total	In	20	32	55	55	65	65	65	65	40	0	0	0	0	0	0	0	0	0	0	0	0	0	0	0	0	0	20	32	55	55	65	65	65	40	0	0	0
	Out	19	32	56	56	64	64	64	64	41	0	0	0	0	0	0	0	0	0	0	0	0	0	0	0	0	0	19	32	56	56	64	64	64	41	0	0	0
	Total	39	64	111	111	129	129	129

APPENDIX D-3

EMISSIONS

NONROAD Emission Factors[1]
Saint Vincent's Construction Equipment (O'Toole Building)

Pollutant	Combustion Source Emission Factor by Equipment Type in g/hp-hr			
	BobCat 331	Hydro-Crane	Concrete Pump	Air Compressor
NOx	2.796	1.442	2.698	1.951
CO	1.025	0.304	1.258	1.124
PM_{10}	0.027	0.004	N/A	0.009
$PM_{2.5}$	0.026	0.004	N/A	0.008

Pollutant	Combustion Source Emission Factor by Equipment Type in g/hp-hr			
	Water Pump	Mobile Crane	Concrete Breakers	Front End Loaders
NOx	1.917	1.442	1.192	1.092
CO	487.860	0.304	1.324	0.787
PM_{10}	0.076	0.004	0.009	0.014
$PM_{2.5}$	0.070	0.004	0.009	0.013

Notes:

1. Emission factors, derived from the NONROAD model output, were back calculated from the NONROAD regional emissions estimates. For PM, a base year of 2006 was used in conjunction with a 90 % control efficiency for use of diesel particulate filters on all equipment.

Estimated Peak-Hour Short-Term Emission Rates
Fuel Combustion Sources (O'Toole Bldg)

Construction Equipment[1]	Site Eqp Rated HP	Emission Rates in g/sec (**per unit**)[3]				Emission Rates in lb/hr (**per unit**)			
		NO_X	CO	PM_{10}	$PM_{2.5}$	NO_X	CO	PM_{10}	$PM_{2.5}$
BobCat 331	42	3.26E-02	1.20E-02	3.16E-04	3.07E-04	2.59E-01	9.49E-02	2.51E-03	2.44E-03
Hydro-Crane	340	1.36E-01	2.87E-02	3.83E-04	3.72E-04	1.08E+00	2.28E-01	3.04E-03	2.95E-03
Concrete Pump	400	3.00E-01	1.40E-01	3.00E-04	2.91E-04	2.38E+00	1.11E+00	2.38E-03	2.31E-03
Air Compressor	60	3.25E-02	1.87E-02	1.42E-04	1.38E-04	2.58E-01	1.49E-01	1.13E-03	1.10E-03
Water Pump	25	1.33E-02	3.39E+00	5.30E-04	4.88E-04	1.06E-01	2.69E+01	4.21E-03	3.87E-03
Mobile Crane	300	1.20E-01	2.53E-02	3.49E-04	3.38E-04	9.54E-01	2.01E-01	2.77E-03	2.68E-03
Concrete Breaker	60	1.99E-02	2.21E-02	1.48E-04	1.44E-04	1.58E-01	1.75E-01	1.18E-03	1.14E-03
Front End Loader	50	1.52E-02	1.09E-02	1.93E-04	1.87E-04	1.20E-01	8.67E-02	1.53E-03	1.48E-03
Trucks									
Heavy Trucks[2]	N/A	7.19E-03	5.97E-03	2.95E-04	2.72E-04	5.71E-02	4.74E-02	2.34E-03	2.16E-03

Notes:

1. Construction equipment emission factors were derived from the USEPA NONROAD model. These factors, presented in grams per horsepower-hour (g/hp-hr), are provided in Table A-2.
2. Heavy Duty Diesel Vehicle emissions were derived from the USEPA MOBILE6.2 model. Since travel time is a very small percentage of time spent on-site, it was conservatively assumed that emission rates for all time spent on-site were the result of idling vehicles. Idle vehicle emission factors were generated using a vehicle speed of 2.5 mph. MOBILE6.2 Emission Factors for trucks in the year 2012 are provided below:

NOx:	10.36	grams per vehicle mile traveled (g/VMT) at 2.5 miles per hour
CO:	8.59	grams per vehicle mile traveled (g/VMT) at 2.5 miles per hour
PM_{10}:	1.06	g/hr
$PM_{2.5}$:	0.98	g/hr

Emission rates for heavy trucks (in g/sec) were calculated by multiplying the emission factor in g/VMT by 2.5 miles per hour and then dividing by 3,600 seconds per hour.

Sample Emission Calculation for NO_X (Hydro-Crane):

$E_R = (E_f$ NONROAD * Eqpmt HP) / 60 (min/hr) / 60 (s/min)

where:

E_R = Pollutant specific emission rate in grams per second (g/sec)

E_f NONROAD = the NONROAD model derived emission factor in g/hp-hr

Actual HP = the rated horsepower for the actual equipment expected on-site

E_R NO_X = (1.442 g/hp-hr * 340 hp) / 60 min/hr / 60 s/min

E_R NO_X = 1.36 E-01 g/sec

NONROAD Emission Factors[1]

Saint Vincent Construction Equipment (East Site)

Pollutant	Combustion Source Emission Factor by Equipment Type in g/hp-hr				
	Bobcat 331	Bobcat S150	Air Compressor	Concrete Pump	Excavator Cat321
NOx	2.796	1.092	1.951	2.698	1.748
CO	1.025	0.787	1.124	1.258	0.745
PM_{10}	0.027	0.014	0.009	N/A	0.012
$PM_{2.5}$	0.026	0.013	0.008	N/A	0.012

Pollutant	Combustion Source Emission Factor by Equipment Type in g/hp-hr				
	Gen. Pack Welder	Pile Driver	Rebar Bender	Concrete Trowel	
NOx	2.292	1.442	1.332	0.899	
CO	1.142	0.304	345.470	352.958	
PM_{10}	0.129	0.004	0.054	0.081	
$PM_{2.5}$	0.125	0.004	0.050	0.074	

Pollutant	Combustion Source Emission Factor by Equipment Type in g/hp-hr				
	Excavator (Hobknocker)	Excavator (Hitachi-200)	Line Drill		
NOx	1.748	1.748	2.376		
CO	0.745	0.745	1.270		
PM_{10}	0.012	0.012	0.008		
$PM_{2.5}$	0.012	0.012	0.008		

Notes:

1. Emission factors, derived from the NONROAD model output, were back calculated from the NONROAD regional emissions estimates. For PM, a base year of 2006 was used in conjunction with a 90 % control efficiency for use of diesel particulate filters on all equipment.

Estimated Peak-Hour Short-Term Emission Rates
Fuel Combustion Sources (East Site)

Construction Equipment[1]	Site Eqp Rated HP	Emission Rates in g/sec (**per unit**)[3]				Emission Rates in lb/hr (**per unit**)			
		NO_X	CO	PM_{10}	$PM_{2.5}$	NO_X	CO	PM_{10}	$PM_{2.5}$
Bobcat 331	42	3.3E-02	1.2E-02	3.2E-04	3.1E-04	2.6E-01	9.5E-02	2.5E-03	2.4E-03
Bobcat S150	50	1.5E-02	1.1E-02	1.9E-04	1.8E-04	1.2E-01	8.7E-02	1.5E-03	1.4E-03
Air Compressor	60	3.3E-02	1.9E-02	1.4E-04	1.4E-04	2.6E-01	1.5E-01	1.1E-03	1.1E-03
Concrete Pump	400	3.0E-01	1.4E-01	3.0E-04	2.9E-04	2.4E+00	1.1E+00	2.4E-03	2.3E-03
Excavator Hobknocker	148	7.2E-02	3.1E-02	4.9E-04	4.7E-04	5.7E-01	2.4E-01	3.9E-03	3.8E-03
Excavator - CAT 321	148	7.2E-02	3.1E-02	4.9E-04	4.7E-04	5.7E-01	2.4E-01	3.9E-03	3.8E-03
Generator Pack Welding	30	1.9E-02	9.5E-03	1.1E-03	1.0E-03	1.5E-01	7.6E-02	8.5E-03	8.3E-03
Excavator - Hitachi 200	159	7.7E-02	3.3E-02	5.3E-04	5.1E-04	6.1E-01	2.6E-01	4.2E-03	4.0E-03
Line Drill	90	5.9E-02	3.2E-02	2.1E-04	2.0E-04	4.7E-01	2.5E-01	1.6E-03	1.6E-03
Pile Driving Rig	300	1.2E-01	2.5E-02	3.5E-04	3.4E-04	9.5E-01	2.0E-01	2.8E-03	2.7E-03
Rebar Bender	11	4.1E-03	1.1E+00	1.6E-04	1.5E-04	3.2E-02	8.4E+00	1.3E-03	1.2E-03
Concrete Trowel Machine	6	1.5E-03	5.9E-01	1.3E-04	1.2E-04	1.2E-02	4.7E+00	1.1E-03	9.8E-04
Trucks									
Heavy Trucks[2]	400	7.2E-03	6.0E-03	3.0E-04	2.7E-04	5.7E-02	4.7E-02	2.3E-03	2.2E-03

Notes:

1. Construction equipment emission factors were derived from the USEPA NONROAD model. These factors, presented in grams per horsepower-hour (g/hp-hr), are provided in Table A-2.
2. Heavy Duty Diesel Vehicle emissions were derived from the USEPA MOBILE6.2 model. Since travel time is a very small percentage of time spent on-site, it was conservatively assumed that emission rates for all time spent on-site were the result of idling vehicles. Idle vehicle emission factors were generated using a vehicle speed of 2.5 mph. MOBILE6.2 Emission Factors for trucks in the year 2012 are provided below:

NOx:	10.36	grams per vehicle mile traveled (g/VMT) at 2.5 miles per hour
CO:	8.59	grams per vehicle mile traveled (g/VMT) at 2.5 miles per hour
PM_{10}:	1.06	g/hr
$PM_{2.5}$:	0.98	g/hr

Emission rates for heavy trucks (in g/sec) were calculated by multiplying the emission factor in g/VMT by 2.5 miles per hour and then dividing by 3,600 seconds per hour.

Sample Emission Calculation for NO_X (Excavator - Cat 321):

$E_R = (E_f$ NONROAD * Eqpmt HP) / 60 (min/hr) / 60 (s/min)

where:

E_R = Pollutant specific emission rate in grams per second (g/sec)

E_f NONROAD = the NONROAD model derived emission factor in g/hp-hr

Actual HP = the rated horsepower for the actual equipment expected on-site

E_R NO_X = (1.748 * 148) / 60 / 60

E_R NO_X = 7.2 E-02 g/sec

APPENDIX D-4

NOISE AND VIBRATION

St. Vincent Hospital Construction Equipment Noise Emission Data

Equipment	Equipment Type	Lmax (dBA) at 50 feet					Resource/Model
		FTA	CEQR	NYC Noise Code	Typical Equipment	Final Lmax	
Acetylene Torch	electric		73			73	CEQR
Asphalt Spreaders	diesel		85			85	CEQR
Backhoe	diesel		80			80	CEQR
Bar Bender	gas		80			80	CEQR
Bobcat (Skid Steer)	diesel		80			80	CEQR
Boring Jack Power	diesel		80			80	CEQR
Cherry Picker	diesel		85			85	CEQR
Compactor	gas		80			80	CEQR
Compressor			58			58	CEQR
Concrete Pump	diesel		82			82	CEQR
Concrete Trowel	gas		85			75	Path Controls[1]
Concrete Truck	diesel		85			85	CEQR
Concrete Vibrator	electric	76				76	FTA
Crab to Erect CW Panels	electric		NA		75	75	Electric Equipment[2]
Crane	diesel		85			75	Noise Curtain or Barrier[3]
Crane (Tower Crane)	diesel		85			75	Noise Curtain or Barrier[3]
Delivery Truck	diesel		84			84	CEQR
Drill Rig	diesel		84			74	Manufacturer's Muffler & Path Controls[4]
Dump Truck	diesel		84			84	CEQR
Excavator	diesel		85			85	CEQR
Fuel Truck	diesel		84			84	CEQR
Generator	diesel		82			82	CEQR
Hand Tool	electric		NA		59	59	Typical Equipment[5]
Hydraulic Break Ram	diesel		90			80	Path Controls[1]
Hydraulic (Jack) Hammer	diesel		73			73	CEQR
Impact Wrench	air	85				75	Path Controls[1]
Line Drill	diesel		84			74	Manufacturer's Muffler & Path Controls[4]
Loader (front end)	diesel		80			80	CEQR
Man Lift (Hoist)	electric		85		75	75	Electric Equipment[2]
Masonry Mixer	electric		75			75	Electric Equipment[2]
Pile driving Rig	diesel		85			75	Manufacturer's Muffler & Path Controls[6]
Pile driver (vibratory)	Air		95	85*		75	Manufacturer's Muffler & Path Controls[6]
Pneumatic Tool	gas		85			75	Path Controls[1]
Pump	diesel		77			77	CEQR
Rock Driller	diesel		85			75	Manufacturer's Muffler & Path Controls[4]
Rubbish Carting Truck	diesel		78			78	CEQR
Telehandler	diesel		NA		74	74	Buc Ere - 308 (crane)
Temp Elec Plant	electric		NA		75	75	Electric Equipment[2]
Tractor	diesel		84			84	CEQR
Welder	electric		73			73	CEQR

1. See p8-9 on Chapter 28 "Citywide Construction Noise Mitigation". With mitigation measures, 10 dB reduction was estimated.
2. 75 dBA was assumed for electric equipment at 50 feet.
3. See p17-18 on Chapter 28 "Citywide Construction Noise Mitigation". With mitigation measures, 10 dB reduction was estimated.
4. See p19-20 on Chapter 28 "Citywide Construction Noise Mitigation". With mitigation measures, 10 dB reduction was estimated.
5. Noise from Construction....December 31, 1971. Bolt, Beranek and Newman. p104.
6. See p5-6 on Chapter 28 "Citywide Construction Noise Mitigation". With mitigation measures, 10 dB reduction was estimated.

* New York City Noise Control Code (24-228 (a)(1)).

Saint Vincent's
Monitoring Date: 9/24/2009, 9/29/2009, 9/30/2009,

SiteID	Location	Weekday	L_{eq}	L_1	L_{10}	L_{50}	L_{90}	L_{Min}	L_{Max}	Minimum L_{eq}	Maximum L_{10}
1	West 12th Street between 6th and 7th Avenues	AM	64.3	73.9	66.8	61.7	58.7	57.3	79.2	64.3	67.8
		PreMD	66.0	77.4	67.8	61.7	59.6	57.8	84.5		
		MD	67.8	79.3	67.4	62.2	59.5	57.6	90.2		
		PrePM	64.8	73.0	67.7	62.3	60.0	58.7	81.8		
		PM	62.9	70.9	65.6	60.7	58.2	57.0	78.7		
2	West 11th Street between 6th and 7th Avenues	AM	63.8	73.8	66.4	60.9	59.5	58.5	79.5	63.6	66.4
		PreMD	64.3	71.1	66.4	63.1	61.1	59.9	75.3		
		MD	64.1	73.6	66.0	62.0	60.5	59.5	79.2		
		PrePM	63.6	69.4	66.0	62.5	61.2	60.4	72.0		
		PM	64.6	70.8	66.6	63.3	62.4	61.3	75.1		
3	Greenwich Avenue between West 11th and West 12th Streets	AM	66.2	73.5	69.3	64.5	60.5	58.1	75.9	65.0	70.2
		PreMD	67.3	75.5	70.2	65.1	62.0	59.2	79.8		
		MD	65.0	73.1	67.5	62.8	60.2	58.4	80.3		
		PrePM	65.4	72.6	68.0	63.9	60.6	58.1	80.7		
		PM	65.4	73.5	68.0	63.5	60.7	58.4	79.1		
4	West 12th Street between 7th and Greenwich Avenues	AM	67.0	72.6	69.3	65.8	64.1	62.8	75.7	65.8	69.4
		PreMD	66.8	74.5	68.9	65.1	62.2	60.4	80.7		
		MD	67.3	75.3	69.4	65.4	63.1	61.3	82.7		
		PrePM	65.8	73.2	68.1	64.3	62.2	60.7	79.2		
		PM	66.2	72.7	68.9	64.8	62.1	59.8	80.3		
5	7th Avenue between West 12th and West 13th Streets	AM	72.6	80.5	75.6	70.4	66.1	62.9	85.9	71.8	76.0
		PreMD	71.9	78.9	75.0	70.1	66.2	64.4	82.7		
		MD	71.8	80.6	74.6	69.2	66.4	63.6	86.2		
		PrePM	73.3	80.1	76.0	72.2	67.2	64.0	86.2		
		PM	71.7	77.7	74.6	70.6	66.7	63.3	80.3		
6	West 13th Street between 7th and Greenwich Avenues	AM	66.9	73.9	69.3	65.7	62.2	60.3	80.7	66.5	70.1
		PreMD	67.9	78.4	70.1	65.5	63.1	61.6	80.7		
		MD	67.1	75.1	69.0	65.7	63.1	61.3	81.5		
		PrePM	66.5	74.1	68.6	64.9	62.9	60.9	80.3		
		PM	65.4	71.4	67.5	64.6	62.1	61.0	75.7		
7	West 14th Street between 7th and 8th Avenues	AM	75.1	84.3	78.6	71.4	65.7	61.6	90.4	71.2	78.6
		PreMD	72.3	82.7	74.4	69.3	64.7	62.7	87.9		
		MD	71.2	79.4	73.7	69.5	65.5	63.3	85.2		
		PrePM	73.7	82.3	76.2	71.0	66.3	64.3	89.9		
		PM	74.4	81.9	77.8	72.9	66.7	63.9	85.0		
8	Jane Street between West 4th Street and Greenwich Avenue	AM	59.3	66.1	61.2	58.2	56.7	55.6	70.2	59.1	62.6
		PreMD	61.8	72.2	62.6	57.4	55.5	54.2	82.3		
		MD	59.1	67.0	62.4	56.7	54.7	53.1	71.6		
		PrePM	59.3	67.3	62.0	57.5	55.0	53.3	71.8		
		PM	57.2	65.9	59.5	55.3	52.8	51.5	70.0		
9	West 11th Street between West 4th Street and Waverly Place	AM	62.9	72.9	66.2	58.7	54.8	52.1	78.3	62.2	66.6
		PreMD	63.9	74.6	65.7	58.1	54.7	52.7	84.5		
		MD	63.7	74.9	66.6	57.5	53.6	51.3	84.2		
		PrePM	62.2	71.9	65.5	58.9	55.6	52.6	76.8		
		PM	63.4	72.9	66.9	58.3	54.2	51.2	81.5		
10	Perry Street between 7th Avenue South and Greenwich Avenue	AM	66.8	74.5	70.2	64.7	58.6	56.0	79.5	65.2	70.2
		PreMD	66.2	74.6	68.8	64.2	60.2	58.5	79.0		
		MD	66.2	75.5	68.8	64.1	60.0	57.9	80.9		
		PrePM	65.2	73.0	68.3	63.7	60.3	58.9	76.3		
		PM	65.1	72.7	67.8	63.6	59.7	57.9	77.9		
11	6th Avenue between West 11th and West 12th Streets	AM	73.1	82.4	76.6	69.7	62.7	57.9	85.7	69.1	76.6
		PreMD	69.1	76.8	71.7	67.3	64.4	62.0	84.6		
		MD	70.3	79.8	73.7	67.4	62.4	59.4	83.1		
		PrePM	71.0	78.7	74.2	69.0	63.9	61.1	82.1		
		PM	69.4	78.0	73.1	66.3	60.9	59.0	85.5		
12	West 13th Street between 6th and 7th Avenues	AM	67.3	77.2	69.6	63.9	60.0	56.5	84.5	64.0	69.6
		MD	64.0	74.1	67.3	59.9	57.0	55.0	79.7		
		PrePM	64.2	73.3	67.1	61.5	58.2	56.7	79.2		
		PM	63.1	71.2	66.3	60.4	57.2	55.7	76.7		

Saint Vincent's
9/24/2009, 9/29/2009, 9/30/2009, 10/14/2

SiteID	Location	Weekend	L_{eq}	L_1	L_{10}	L_{50}	L_{90}	L_{Min}	L_{Max}	Minimum L_{eq}	Maximum L_{10}
1	West 12th Street between 6th and 7th Avenues	AM	62.5	71.3	66.3	58.9	56.3	54.9	76.1	62.5	68.4
		PreMD	64.7	73.2	68.4	61.3	56.7	54.7	81.6		
		MD	63.4	71.5	67.3	60.2	56.8	55.5	77.1		
		PrePM	66.2	76.2	68.1	61.2	56.9	55.2	86.5		
		PM	62.8	70.7	65.8	59.6	56.6	55.7	80.0		
2	West 11th Street between 6th and 7th Avenues	AM	61.7	72.1	63.1	59.3	58.3	57.7	76.0	61.7	67.0
		PreMD	63.7	72.8	67.0	60.5	58.9	58.1	76.1		
		MD	63.7	73.4	66.3	60.0	58.7	58.0	79.2		
		PrePM	63.5	71.2	66.9	60.9	59.3	58.4	73.5		
		PM	62.8	70.4	66.4	60.2	59.1	58.5	75.0		
3	Greenwich Avenue between West 11th and West 12th Streets	AM	65.4	73.1	69.2	62.7	57.9	56.2	78.3	64.5	69.2
		PreMD	64.5	72.9	67.3	62.5	59.1	56.2	79.9		
		MD	65.0	73.2	67.0	62.9	60.7	58.4	81.4		
		PrePM	65.2	72.1	67.0	62.9	60.5	58.9	85.3		
		PM	66.5	75.4	68.0	63.5	60.2	58.1	86.4		
4	West 12th Street between 7th and Greenwich Avenues	AM	64.3	71.6	67.1	62.6	59.5	58.2	77.1	64.2	68.3
		PreMD	64.2	70.3	66.7	63.3	60.0	58.0	73.5		
		MD	64.3	70.9	66.6	62.9	60.9	59.4	79.6		
		PrePM	65.8	73.3	68.3	64.4	61.5	59.4	78.0		
		PM	65.4	73.6	67.5	62.9	60.7	59.4	85.1		
5	7th Avenue between West 12th and West 13th Streets	AM	69.3	77.3	72.9	66.1	60.9	58.5	83.8	69.3	76.0
		PreMD	71.3	80.7	73.8	68.1	63.3	60.7	86.7		
		MD	72.7	81.3	76.0	69.8	64.3	61.8	85.1		
		PrePM	72.1	81.1	75.2	69.1	63.3	61.3	86.4		
		PM	71.4	79.4	75.2	68.6	62.8	61.3	84.6		
6	West 13th Street between 7th and Greenwich Avenues	AM	64.0	72.4	67.3	61.6	56.0	54.1	77.6	64.0	70.3
		PreMD	65.9	74.1	68.7	64.3	59.4	56.3	78.6		
		MD	67.3	74.2	70.3	66.1	61.7	58.9	81.0		
		PrePM	64.0	70.4	66.8	62.9	59.8	56.6	73.9		
		PM	65.4	73.3	67.2	63.2	59.2	56.6	85.1		
7	West 14th Street between 7th and 8th Avenues	AM	71.9	82.5	73.5	67.7	63.7	59.5	91.6	70.8	74.4
		PreMD	71.1	79.8	74.2	68.6	65.1	60.9	85.2		
		MD	71.5	81.5	74.4	68.5	64.1	60.9	85.8		
		PrePM	70.8	79.9	72.9	68.6	64.3	61.3	87.3		
		PM	70.4	79.5	72.9	67.9	64.5	60.9	85.3		
8	Jane Street between West 4th Street and Greenwich Avenue	AM	53.7	62.3	55.9	51.5	49.9	49.1	67.6	53.7	61.3
		PreMD	56.6	65.7	58.6	53.5	51.3	50.0	74.0		
		MD	56.9	63.9	59.4	55.4	53.2	51.8	67.7		
		PrePM	59.2	67.9	61.3	56.6	54.2	52.4	77.3		
		PM	58.7	67.4	61.7	56.6	52.9	51.3	72.6		
9	West 11th Street between West 4th Street and Waverly Place	AM	65.2	76.4	66.2	60.2	51.8	49.5	84.5	62.2	67.6
		PreMD	62.2	71.7	65.9	59.1	54.1	50.8	74.4		
		MD	63.6	73.8	67.6	58.5	54.9	52.9	76.8		
		PrePM	62.7	72.4	66.1	59.2	56.1	53.8	77.9		
		PM	62.7	72.1	67.2	57.6	53.9	51.6	75.9		
10	Perry Street between 7th Avenue South and Greenwich Avenue	AM	64.6	72.6	68.4	61.3	55.4	53.0	79.1	64.6	69.5
		PreMD	66.8	76.0	69.5	64.2	60.3	59.0	83.1		
		MD	66.3	74.0	68.7	64.7	60.8	59.0	83.4		
		PrePM	65.8	72.9	68.4	64.3	61.2	59.1	80.9		
		PM	65.6	73.5	68.4	63.8	60.1	58.2	78.4		
11	6th Avenue between West 11th and West 12th Streets	AM	72.1	80.7	76.0	67.1	59.6	57.0	86.4	69.7	76.0
		PreMD	70.8	79.4	74.0	68.7	61.7	58.2	83.5		
		MD	71.0	79.0	74.1	69.0	61.7	59.2	86.0		
		PrePM	69.7	78.4	72.6	67.6	62.0	59.4	84.0		
		PM	70.4	78.8	73.6	68.4	61.4	59.0	84.4		
12	West 13th Street between 6th and 7th Avenues	AM	61.7	70.9	64.5	57.0	54.5	53.2	82.4	60.5	64.8
		PreMD	61.1	68.8	64.4	58.3	55.6	53.5	76.8		
		MD	60.5	67.2	64.1	58.4	55.2	53.1	75.7		
		PrePM	62.0	71.7	64.8	59.1	55.4	52.7	79.4		
		PM	63.8	76.2	64.7	58.3	54.6	53.4	83.7		

Construction Noise Results (Weekdays)

Exceed the CEQR noise criterion

Exceed Leq 65 dBA

CadnaA Receptor Sites	Elevation (floor)	Construction Duration																	
		2012-June			2013-January			2013-July			2014-January			2014-July			2015-January		
		NoBuild	Total	Change	NoBuild	Total	Change	NoBuild	Total	Change	NoBuild	Total	Change	NoBuild	Total	Change	NoBuild	Total	Change
A	at-grade	71.3	71.4	0.1	71.3	71.8	0.4	71.4	71.5	0.2	71.4	71.6	0.3	71.4	71.6	0.2	71.4	71.6	0.2
A	3	71.0	71.2	0.2	71.0	71.7	0.7	71.0	71.3	0.3	71.0	71.7	0.7	71.0	71.2	0.2	71.0	71.3	0.3
A	5	69.6	69.9	0.2	69.6	70.7	1.1	69.6	70.0	0.5	69.6	70.9	1.3	69.6	70.0	0.4	69.6	70.0	0.4
A	10	67.8	68.1	0.4	67.8	69.1	1.3	67.6	68.2	0.6	67.6	69.4	1.8	67.6	68.3	0.7	67.6	68.4	0.8
A	top floor	66.1	67.0	0.9	66.1	67.9	1.7	65.9	66.8	0.9	65.9	68.2	2.3	65.9	67.1	1.2	65.9	67.1	1.2
B	at-grade	69.9	70.0	0.1	69.9	70.0	0.1	69.9	70.0	0.1	69.9	70.0	0.1	69.9	70.0	0.1	69.9	70.0	0.1
B	3	70.1	70.3	0.1	70.1	70.3	0.2	70.1	70.3	0.2	70.1	70.3	0.2	70.1	70.2	0.1	70.1	70.2	0.1
B	5	68.8	69.0	0.2	68.8	69.0	0.2	68.8	69.1	0.3	68.8	69.1	0.2	68.8	68.9	0.1	68.8	68.9	0.1
B	10	66.4	66.8	0.4	66.4	66.8	0.4	66.4	67.2	0.8	66.4	66.9	0.5	66.4	66.5	0.1	66.4	66.5	0.1
B	top floor	64.6	65.6	1.0	64.6	65.2	0.6	64.6	66.5	1.9	64.6	65.8	1.1	64.6	64.8	0.1	64.6	64.7	0.1
C	at-grade	73.1	73.2	0.0	73.1	73.2	0.0	73.2	73.2	0.0	73.2	73.2	0.1	73.2	73.2	0.0	73.2	73.2	0.0
C	3	73.5	73.6	0.0	73.5	73.6	0.0	73.6	73.7	0.1	73.6	73.7	0.1	73.6	73.6	0.0	73.6	73.6	0.0
C	5	72.6	72.7	0.0	72.6	72.7	0.1	72.7	72.8	0.1	72.7	72.8	0.1	72.7	72.7	0.0	72.7	72.7	0.0
C	10	70.2	70.2	0.1	70.2	70.2	0.1	70.2	70.2	0.1	70.2	70.3	0.2	70.2	70.3	0.0	70.2	70.2	0.0
C	15	68.7	68.7	0.1	68.7	68.8	0.1	68.7	68.7	0.1	68.7	68.9	0.2	68.7	68.8	0.1	68.7	68.7	0.0
C	top floor	67.7	67.8	0.1	67.7	67.8	0.1	67.7	67.8	0.2	67.7	68.1	0.5	67.7	67.8	0.1	67.7	67.7	0.0
D	at-grade	74.3	74.5	0.2	74.3	74.5	0.2	74.4	74.7	0.3	74.4	74.8	0.4	74.4	74.6	0.2	74.4	74.6	0.2
D	3	74.5	75.0	0.5	74.5	74.9	0.4	74.7	75.7	1.0	74.7	75.5	0.8	74.5	75.1	0.6	74.5	75.0	0.5
D	top floor	73.5	74.5	1.0	73.5	74.5	1.0	73.8	75.9	2.1	73.8	75.2	1.4	73.5	74.4	0.8	73.5	74.2	0.6
E	at-grade	73.1	73.2	0.1	73.1	73.2	0.1	72.1	72.3	0.2	72.1	72.5	0.4	71.9	72.0	0.1	71.9	71.9	0.1
E	3	73.9	74.0	0.1	73.9	74.0	0.2	72.6	73.0	0.4	72.6	73.3	0.7	72.2	72.3	0.1	72.2	72.3	0.1
E	top floor	73.1	73.3	0.2	73.1	73.3	0.2	72.0	72.5	0.6	72.0	72.9	0.9	71.4	71.6	0.2	71.4	71.5	0.1
F	at-grade	71.3	71.4	0.1	71.3	71.4	0.1	71.3	71.4	0.1	71.3	71.6	0.2	71.3	71.3	0.1	71.3	71.3	0.1
F	3	71.5	71.6	0.1	71.5	71.6	0.1	71.5	71.6	0.2	71.5	71.9	0.5	71.4	71.5	0.1	71.4	71.5	0.1
F	5	70.4	70.6	0.1	70.4	70.6	0.2	70.5	70.8	0.2	70.5	71.2	0.6	70.3	70.5	0.1	70.3	70.4	0.1
F	top floor	69.5	69.7	0.2	69.5	69.7	0.2	69.6	70.0	0.4	69.6	70.5	0.9	69.4	69.6	0.1	69.4	69.5	0.1
G	at-grade	73.1	73.2	0.0	73.1	73.2	0.0	73.1	73.1	0.0	73.1	73.2	0.1	73.1	73.1	0.0	73.1	73.1	0.0
G	3	73.0	73.0	0.0	73.0	73.1	0.1	72.9	73.0	0.1	72.9	73.0	0.1	72.9	73.0	0.1	72.9	72.9	0.0
G	top floor	71.7	71.8	0.1	71.7	71.8	0.1	71.6	71.7	0.1	71.6	71.7	0.1	71.6	71.7	0.1	71.6	71.7	0.1
H	at-grade	65.0	65.9	0.9	65.0	65.8	0.8	65.1	66.5	1.5	65.1	67.1	2.0	65.1	65.9	0.8	65.1	65.7	0.5
H	3	63.9	65.5	1.5	63.9	65.3	1.3	64.0	66.8	2.8	64.0	67.8	3.8	64.0	65.4	1.4	64.0	64.7	0.7
H	5	62.6	64.4	1.7	62.6	64.0	1.4	62.7	66.2	3.5	62.7	68.3	5.6	62.7	64.6	1.9	62.7	63.3	0.6
H	10	60.2	63.2	3.0	60.2	62.5	2.3	60.3	65.5	5.2	60.3	69.3	9.0	60.3	64.1	3.8	60.3	61.0	0.7
H	15	60.5	63.6	3.1	60.5	62.4	1.9	60.5	65.6	5.1	60.5	69.1	8.6	60.5	63.9	3.4	60.5	61.1	0.6
H	top floor	60.5	63.6	3.2	60.5	62.7	2.3	60.5	65.7	5.2	60.5	69.3	8.8	60.2	63.5	3.3	60.2	60.9	0.7
I	at-grade	64.6	66.6	2.0	64.6	66.6	2.0	64.6	69.5	4.9	64.6	71.1	6.5	64.6	66.7	2.0	64.6	65.4	0.8
I	3	62.6	71.6	9.0	62.6	69.9	7.3	62.6	75.7	13.1	62.6	75.5	12.9	62.6	69.7	7.0	62.6	63.9	1.3
I	top floor	60.8	73.7	12.9	60.8	70.0	9.2	60.8	78.8	18.0	60.8	80.1	19.2	60.8	73.3	12.4	60.8	62.4	1.6
J	at-grade	67.7	69.1	1.4	67.7	70.8	3.1	67.8	71.3	3.5	67.8	70.0	2.2	67.8	69.0	1.2	67.8	68.7	0.9
J	3	67.2	70.2	3.0	67.2	74.2	7.1	67.2	74.4	7.2	67.2	72.6	5.4	67.2	69.9	2.7	67.2	68.8	1.6
J	5	65.8	69.8	4.0	65.8	74.4	8.6	65.8	76.0	10.3	65.8	72.7	6.9	65.8	69.5	3.6	65.8	68.0	2.2
J	10	63.7	69.0	5.3	63.7	72.7	9.0	63.5	75.4	11.9	63.5	72.6	9.1	63.5	68.1	4.6	63.5	66.9	3.4
J	top floor	62.7	68.5	5.8	62.7	71.2	8.4	61.8	73.4	11.6	61.8	72.9	11.1	61.6	67.5	5.9	61.6	66.3	4.7
K	at-grade	66.6	68.7	2.1	66.6	68.8	2.2	66.7	69.6	2.99	66.7	69.4	2.7	66.7	69.7	2.96	66.7	69.5	2.8
K	3	67.5	71.5	3.9	67.5	72.2	4.7	67.7	73.1	5.5	67.7	72.7	5.0	67.6	71.9	4.2	67.6	71.7	4.1
K	top floor	67.1	72.3	5.2	67.1	72.5	5.4	67.5	73.9	6.4	67.5	73.4	5.9	67.4	72.0	4.7	67.4	71.9	4.5
L	at-grade	64.8	65.0	0.2	64.8	65.1	0.3	64.9	65.3	0.4	64.9	65.5	0.6	64.9	65.7	0.8	64.9	65.7	0.8
L	3	64.4	64.9	0.5	64.4	65.0	0.7	64.5	65.6	1.1	64.5	65.8	1.3	64.5	66.2	1.7	64.5	66.1	1.6
L	top floor	63.0	63.9	0.9	63.0	64.1	1.1	63.1	64.8	1.7	63.1	64.9	1.8	63.1	65.5	2.5	63.1	65.4	2.3
M	at-grade	62.7	62.9	0.2	62.7	63.0	0.3	62.8	63.1	0.3	62.8	63.3	0.5	62.8	63.3	0.5	62.8	63.3	0.5
M	3	62.0	62.5	0.5	62.0	62.8	0.8	62.1	63.1	1.0	62.1	63.4	1.3	62.1	63.1	1.1	62.1	63.0	1.0
M	5	60.3	60.84	0.6	60.3	60.79	0.5	60.4	61.3	0.9	60.4	62.0	1.6	60.4	62.2	1.8	60.4	62.0	1.5
M	10	57.0	58.8	1.8	57.0	59.0	2.0	57.5	59.9	2.4	57.5	61.2	3.7	57.7	61.1	3.4	57.7	61.0	3.3
M	15	55.4	58.5	3.0	55.4	58.4	2.9	57.2	60.7	3.5	57.2	61.5	4.2	56.6	60.9	4.3	56.6	60.7	4.1
M	top floor	56.4	59.3	2.9	56.4	59.2	2.8	57.8	61.7	3.9	57.8	61.9	4.1	57.3	61.4	4.1	57.3	61.1	3.8
N	at-grade	67.7	67.8	0.1	67.7	67.8	0.1	67.7	67.9	0.2	67.7	67.9	0.2	67.7	67.8	0.1	67.7	67.8	0.1
N	3	67.1	67.3	0.2	67.1	67.2	0.1	67.2	67.6	0.4	67.2	67.6	0.4	67.2	67.3	0.1	67.2	67.3	0.1
N	top floor	65.8	66.0	0.2	65.8	66.0	0.2	66.0	66.5	0.5	66.0	66.5	0.5	65.9	66.1	0.2	65.9	66.0	0.1
O	at-grade	63.9	64.9	1.0	63.9	64.4	0.5	63.9	65.4	1.5	63.9	65.1	1.2	63.9	64.3	0.4	63.9	64.3	0.4
O	3	63.0	64.6	1.6	63.0	63.5	0.5	63.0	65.5	2.5	63.0	65.1	2.1	63.0	63.4	0.4	63.0	63.3	0.3
O	top floor	61.8	65.2	3.4	61.8	62.4	0.6	61.8	66.6	4.8	61.8	65.7	3.9	61.8	62.1	0.3	61.8	62.1	0.3
P	at-grade	67.4	68.0	0.6	67.4	67.7	0.3	67.4	68.6	1.2	67.4	68.1	0.7	67.4	67.6	0.2	67.4	67.6	0.2
P	10	55.8	58.1	2.3	55.8	58.0	2.1	56.0	58.6	2.6	56.0	62.0	6.0	55.1	56.0	1.0	55.1	55.7	0.6
P	15	62.9	64.3	1.4	62.9	64.4	1.4	62.9	64.5	1.6	62.9	66.0	3.1	62.8	63.2	0.4	62.8	63.1	0.3
P	top floor	63.5	66.2	2.7	63.5	65.5	2.1	63.7	67.4	3.7	63.7	67.8	4.1	63.4	63.8	0.3	63.4	63.6	0.2

Construction Noise Results (Weekdays)

Exceed the CEQR noise criterion

Exceed Leq 65 dBA

CadnaA Receptor Sites	Elevation (floor)	Construction Duration																	
		2012-June			2013-January			2013-July			2014-January			2014-July			2015-January		
		NoBuild	Total	Change	NoBuild	Total	Change	NoBuild	Total	Change	NoBuild	Total	Change	NoBuild	Total	Change	NoBuild	Total	Change
Q	at-grade	64.2	64.8	0.6	64.2	64.7	0.5	64.2	65.0	0.8	64.2	64.9	0.7	64.2	64.7	0.5	64.2	64.7	0.5
Q	3	63.6	64.4	0.8	63.6	64.2	0.6	63.6	64.6	1.0	63.6	65.1	1.5	63.6	64.2	0.5	63.6	64.1	0.5
Q	5	62.3	63.2	0.9	62.3	63.0	0.7	62.3	63.6	1.3	62.3	65.7	3.4	62.3	62.9	0.6	62.3	62.8	0.5
Q	10	59.5	61.6	2.0	59.5	61.5	1.9	59.5	63.2	3.6	59.5	67.1	7.6	59.5	60.9	1.4	59.5	60.5	1.0
Q	15	58.2	62.5	4.3	58.2	61.9	3.7	58.3	63.7	5.4	58.3	67.0	8.7	58.1	59.0	0.9	58.1	58.8	0.7
Q	top floor	57.6	63.4	5.7	57.6	62.2	4.5	57.4	65.4	8.0	57.4	66.8	9.4	57.4	59.7	2.3	57.4	59.1	1.7
R	at-grade	70.9	70.9	0.0	70.9	70.9	0.0	70.9	71.0	0.1	70.9	70.9	0.0	70.9	70.9	0.0	70.9	70.9	0.0
R	3	70.2	70.3	0.1	70.2	70.3	0.1	70.2	70.3	0.1	70.2	70.3	0.1	70.2	70.2	0.0	70.2	70.2	0.0
R	5	68.8	68.9	0.1	68.8	68.9	0.1	68.8	68.9	0.1	68.8	68.9	0.1	68.8	68.9	0.1	68.8	68.8	0.0
R	10	65.7	65.9	0.2	65.7	65.8	0.1	65.7	65.9	0.2	65.7	65.9	0.2	65.7	65.8	0.1	65.7	65.8	0.1
R	top floor	63.3	63.5	0.2	63.3	63.4	0.1	63.3	63.7	0.4	63.3	63.6	0.3	63.3	63.4	0.1	63.3	63.4	0.1
S	at-grade	70.7	70.8	0.1	70.7	70.8	0.1	70.7	70.9	0.2	70.7	71.0	0.3	70.7	70.8	0.1	70.7	70.8	0.1
S	3	70.3	70.4	0.1	70.3	70.4	0.1	70.3	70.7	0.4	70.3	70.8	0.5	70.3	70.5	0.2	70.3	70.4	0.1
S	5	69.0	69.2	0.2	69.0	69.2	0.2	69.0	69.4	0.4	69.0	69.9	0.9	69.0	69.2	0.2	69.0	69.1	0.1
S	10	66.1	66.5	0.4	66.1	66.5	0.4	66.2	67.0	0.8	66.2	68.1	1.9	66.1	66.6	0.5	66.1	66.2	0.1
S	top floor	64.8	65.3	0.6	64.8	65.3	0.5	64.9	66.0	1.1	64.9	67.6	2.7	64.7	65.4	0.7	64.7	64.8	0.1
T	at-grade	68.8	68.9	0.1	68.8	68.9	0.1	68.8	68.9	0.1	68.8	68.9	0.1	68.8	68.9	0.1	68.8	68.8	0.0
T	3	68.6	68.7	0.1	68.6	68.7	0.1	68.6	68.8	0.2	68.6	68.9	0.3	68.6	68.8	0.2	68.6	68.7	0.1
T	top floor	66.3	66.4	0.1	66.3	66.4	0.1	66.3	66.6	0.3	66.3	66.9	0.5	66.3	66.4	0.1	66.3	66.4	0.1
U	at-grade	69.0	69.0	0.0	69.0	69.0	0.0	69.0	69.1	0.1	69.0	69.1	0.1	69.0	69.0	0.0	69.0	69.0	0.0
U	3	68.7	68.8	0.1	68.7	68.8	0.1	68.7	69.0	0.3	68.7	69.1	0.4	68.7	68.8	0.1	68.7	68.8	0.1
U	top floor	67.5	67.7	0.2	67.5	67.8	0.3	67.5	68.0	0.5	67.5	68.2	0.7	67.5	67.7	0.2	67.5	67.6	0.1
V	at-grade	68.2	68.2	0.0	68.2	68.2	0.0	68.2	68.3	0.1	68.2	68.3	0.1	68.2	68.2	0.0	68.2	68.2	0.0
V	3	68.1	68.1	0.0	68.1	68.1	0.0	68.1	68.3	0.2	68.1	68.4	0.3	68.1	68.1	0.0	68.1	68.1	0.0
V	5	67.0	67.1	0.1	67.0	67.1	0.1	67.0	67.2	0.2	67.0	67.6	0.6	67.0	67.0	0.0	67.0	67.0	0.0
V	top floor	64.4	64.5	0.1	64.4	64.6	0.2	64.5	65.0	0.5	64.5	66.0	1.5	64.4	64.6	0.2	64.4	64.5	0.1
w	at-grade	66.6	66.9	0.2	66.6	66.8	0.2	66.7	67.0	0.3	66.7	67.4	0.8	66.7	67.0	0.3	66.7	66.9	0.2
w	top floor	67.5	68.3	0.7	67.5	68.1	0.6	67.6	68.5	0.9	67.6	69.7	2.1	67.6	68.4	0.8	67.6	68.0	0.4
X	at-grade	61.7	66.4	4.7	61.7	65.3	3.6	61.7	68.7	6.9	61.7	70.3	8.5	61.7	65.2	3.5	61.7	63.8	2.1
X	3	61.1	71.3	10.3	61.1	69.5	8.4	61.2	74.0	12.8	61.2	73.8	12.6	61.2	69.0	7.8	61.2	66.6	5.4
X	top floor	60.0	76.0	16.0	60.0	73.9	13.9	62.6	77.3	14.7	62.6	77.4	14.8	60.1	71.9	11.8	60.1	69.0	8.9
Y	at-grade	66.2	66.3	0.0	66.2	66.3	0.0	66.3	66.4	0.1	66.3	66.6	0.2	66.3	66.4	0.1	66.3	66.4	0.0
Y	3	66.7	66.8	0.0	66.7	66.8	0.0	67.0	67.1	0.1	67.0	67.3	0.3	66.9	67.0	0.0	66.9	67.0	0.0
Y	5	66.4	66.5	0.0	66.4	66.5	0.0	66.7	66.7	0.0	66.7	67.2	0.5	66.6	66.7	0.0	66.6	66.7	0.0
Y	10	64.6	64.8	0.1	64.6	64.8	0.2	65.0	65.4	0.4	65.0	66.4	1.4	64.9	65.0	0.1	64.9	65.0	0.1
Y	top floor	63.6	63.9	0.3	63.6	64.0	0.3	64.1	64.7	0.6	64.1	65.9	1.8	64.0	64.2	0.2	64.0	64.1	0.2
Z	at-grade	62.4	62.7	0.2	62.4	62.7	0.3	63.0	63.5	0.5	63.0	64.5	1.5	62.8	63.0	0.1	62.8	62.9	0.1
Z	3	62.1	62.6	0.5	62.1	62.7	0.6	63.7	64.7	1.0	63.7	66.1	2.4	63.2	63.4	0.2	63.2	63.4	0.2
Z	5	60.9	61.6	0.7	60.9	61.9	1.0	62.9	64.3	1.4	62.9	66.3	3.4	62.3	62.6	0.4	62.3	62.6	0.3
Z	top floor	59.3	60.2	1.0	59.3	60.5	1.2	61.9	63.7	1.8	61.9	66.5	4.6	61.0	61.4	0.4	61.0	61.4	0.3
AA	at-grade	64.9	65.1	0.2	64.9	65.1	0.2	66.2	66.6	0.4	66.2	67.0	0.8	65.8	66.0	0.2	65.8	65.9	0.2
AA	3	64.6	64.9	0.3	64.6	64.9	0.4	67.4	68.0	0.7	67.4	68.6	1.2	66.6	66.9	0.3	66.6	66.8	0.3
AA	top floor	63.4	63.8	0.4	63.4	64.0	0.6	66.8	67.7	0.9	66.8	69.0	2.2	65.9	66.2	0.4	65.9	66.2	0.3
BB	at-grade	65.8	65.9	0.1	65.8	65.9	0.1	73.8	73.8	0.0	73.8	74.1	0.3	72.9	73.0	0.1	72.9	72.9	0.1
BB	3	65.9	66.4	0.4	65.9	66.5	0.6	75.8	76.0	0.2	75.8	76.2	0.4	74.2	74.3	0.1	74.2	74.3	0.1
BB	top floor	65.4	66.2	0.8	65.4	66.4	1.0	75.7	76.0	0.3	75.7	76.2	0.5	73.4	73.6	0.1	73.4	73.6	0.1
CC	at-grade	65.8	66.1	0.2	65.8	66.1	0.3	66.0	66.5	0.5	66.0	66.6	0.6	66.0	67.3	1.3	66.0	67.2	1.3
CC	3	65.2	65.8	0.7	65.2	66.0	0.8	65.5	67.4	1.9	65.5	66.7	1.2	65.4	69.5	4.1	65.4	69.2	3.8
CC	top floor	64.1	65.7	1.6	64.1	66.0	1.9	64.5	67.8	3.3	64.5	66.8	2.3	64.4	71.9	7.6	64.4	71.7	7.3
DD	at-grade	61.6	61.7	0.1	61.6	61.7	0.1	61.6	61.8	0.2	61.6	61.8	0.2	61.6	61.7	0.1	61.6	61.7	0.1
DD	3	60.6	60.8	0.2	60.6	60.9	0.3	60.6	61.0	0.4	60.6	60.9	0.3	60.6	60.7	0.1	60.6	60.7	0.1
DD	5	59.2	59.5	0.3	59.2	59.6	0.4	59.2	59.7	0.5	59.2	59.8	0.6	59.2	59.4	0.1	59.2	59.3	0.1
DD	10	57.4	59.0	1.6	57.4	59.7	2.2	57.5	61.0	3.5	57.5	61.4	4.0	57.4	57.9	0.4	57.4	57.7	0.2
DD	top floor	57.7	60.3	2.5	57.7	60.9	3.1	57.9	62.2	4.3	57.9	62.3	4.4	57.7	58.5	0.8	57.7	58.3	0.6
EE	at-grade	65.9	66.0	0.1	65.9	66.0	0.1	65.9	66.0	0.1	65.9	66.0	0.1	65.9	65.9	0.0	65.9	65.9	0.0
EE	3	65.1	65.3	0.2	65.1	65.3	0.2	65.1	65.4	0.3	65.1	65.3	0.2	65.1	65.1	0.0	65.1	65.1	0.0
EE	5	63.6	63.8	0.2	63.6	63.8	0.2	63.6	63.9	0.3	63.6	64.0	0.4	63.6	63.7	0.1	63.6	63.6	0.0
EE	top floor	61.7	62.1	0.4	61.7	62.3	0.6	61.7	62.6	0.9	61.7	63.4	1.7	61.7	61.8	0.1	61.7	61.8	0.1
FF	at-grade	62.3	62.6	0.3	62.3	62.8	0.4	62.3	63.2	0.8	62.3	62.8	0.5	62.3	64.4	2.0	62.3	64.2	1.9
FF	3	62.5	63.0	0.5	62.5	63.2	0.7	62.5	64.4	1.9	62.5	63.3	0.9	62.5	66.7	4.3	62.5	66.3	3.9
FF	top floor	61.9	62.5	0.6	61.9	62.8	0.9	61.9	64.1	2.2	61.9	62.9	1.1	61.9	68.6	6.8	61.9	68.2	6.3

Construction Noise Results (Weekdays)

Exceed the CEQR noise criterion

Exceed Leq 65 dBA

CadnaA Receptor Sites	Elevation (floor)	Construction Duration																		
		2012-June			2013-January			2013-July			2014-January			2014-July			2015-January		
		NoBuild	Total	Change	NoBuild	Total	Change	NoBuild	Total	Change	NoBuild	Total	Change	NoBuild	Total	Change	NoBuild	Total	Change
X1	at-grade	67.1	68.2	1.1	67.1	68.2	1.0	67.2	69.1	1.9	67.2	69.3	2.1	67.2	67.8	0.5	67.2	67.5	0.2
X1	top floor	67.7	71.3	3.6	67.7	71.1	3.4	67.7	73.4	5.6	67.7	71.3	3.5	67.7	69.0	1.3	67.7	68.3	0.6
X2	at-grade	63.2	66.3	3.0	63.2	65.8	2.5	63.3	68.5	5.2	63.3	69.0	5.7	63.3	65.0	1.7	63.3	64.2	0.9
X2	top floor	62.6	70.5	7.8	62.6	69.6	6.9	62.7	72.8	10.0	62.7	72.1	9.4	62.7	67.1	4.4	62.7	65.2	2.6
X3	at-grade	62.5	64.6	2.1	62.5	64.6	2.1	62.5	65.3	2.8	62.5	66.2	3.7	62.5	64.9	2.4	62.5	63.9	1.4
X3	3	61.7	66.9	5.2	61.7	66.3	4.6	61.7	69.0	7.3	61.7	69.5	7.8	61.7	67.6	5.9	61.7	65.7	3.9
X3	5	60.3	69.7	9.4	60.3	68.1	7.8	60.3	73.0	12.7	60.3	72.3	11.9	60.3	69.8	9.5	60.3	67.4	7.1
X3	top floor	59.3	71.6	12.2	59.3	69.5	10.2	59.4	73.2	13.7	59.4	73.1	13.7	59.3	72.2	12.9	59.3	69.6	10.3
X4	at-grade	62.8	64.6	1.8	62.8	64.4	1.6	62.8	64.9	2.0	62.8	65.8	3.0	62.8	64.7	1.9	62.8	63.9	1.1
X4	top floor	62.7	65.6	2.9	62.7	65.2	2.5	62.7	66.0	3.3	62.7	67.4	4.7	62.7	65.6	2.9	62.7	64.5	1.8
X5	at-grade	63.5	64.6	1.1	63.5	64.5	1.0	63.6	65.3	1.7	63.6	65.8	2.2	63.6	65.1	1.5	63.6	64.4	0.9
X5	top floor	63.4	65.6	2.2	63.4	65.5	2.1	63.6	66.6	3.0	63.6	67.2	3.7	63.5	65.9	2.4	63.5	65.0	1.5
X6	at-grade	64.6	65.3	0.7	64.6	65.2	0.6	64.6	65.7	1.1	64.6	66.2	1.6	64.6	65.6	0.9	64.6	65.2	0.5
X6	top floor	64.6	65.7	1.1	64.6	65.8	1.2	64.6	66.7	2.0	64.6	67.1	2.5	64.6	66.0	1.4	64.6	65.4	0.8
X7	at-grade	61.8	66.0	4.2	61.8	65.9	4.1	61.9	65.8	3.9	61.9	65.8	3.9	61.9	66.3	4.4	61.9	64.9	3.0
X7	3	61.9	68.7	6.8	61.9	68.4	6.5	62.0	68.2	6.2	62.0	71.5	9.5	61.9	70.5	8.6	61.9	68.2	6.2
X7	top floor	60.9	68.9	8.0	60.9	69.0	8.1	61.8	68.1	6.3	61.8	72.9	11.2	61.0	73.4	12.4	61.0	70.8	9.8
X8	at-grade	62.6	65.1	2.5	62.6	64.9	2.3	62.7	65.2	2.4	62.7	66.1	3.4	62.6	65.3	2.7	62.6	64.3	1.7
X8	3	62.5	66.9	4.4	62.5	66.6	4.1	62.6	66.9	4.3	62.6	69.4	6.8	62.5	68.5	6.0	62.5	66.8	4.2
X8	top floor	61.8	67.5	5.7	61.8	67.1	5.3	62.2	67.2	5.0	62.2	71.0	8.8	61.8	70.7	8.9	61.8	68.8	7.0
X9	at-grade	63.1	65.0	1.8	63.1	64.7	1.6	63.2	65.0	1.8	63.2	66.0	2.8	63.2	65.1	1.9	63.2	64.4	1.1
X9	3	63.1	66.3	3.2	63.1	66.0	2.9	63.2	66.3	3.1	63.2	68.5	5.3	63.2	67.3	4.1	63.2	65.9	2.7
X9	top floor	62.5	66.8	4.3	62.5	66.4	3.9	62.7	66.5	3.8	62.7	70.0	7.3	62.6	68.6	6.0	62.6	66.7	4.1
X10	at-grade	64.1	65.2	1.1	64.1	65.0	0.9	64.1	65.2	1.1	64.1	66.0	1.9	64.1	65.3	1.2	64.1	64.8	0.7
X10	3	64.3	66.2	1.9	64.3	66.1	1.8	64.3	66.1	1.8	64.3	67.8	3.5	64.3	66.7	2.4	64.3	65.7	1.4
X10	top floor	63.9	66.6	2.7	63.9	66.2	2.3	63.9	66.3	2.4	63.9	69.6	5.6	63.8	67.0	3.2	63.8	65.7	1.9
X11	at-grade	54.6	60.3	5.6	54.6	57.4	2.8	54.7	61.7	7.0	54.7	61.8	7.1	54.7	61.3	6.6	54.7	61.0	6.3
X11	3	55.7	67.3	11.6	55.7	58.8	3.0	55.8	68.3	12.5	55.8	65.3	9.5	55.8	68.7	12.9	55.8	68.6	12.8
X11	top floor	57.8	72.4	14.5	57.8	60.6	2.8	57.9	74.4	16.5	57.9	69.0	11.2	57.9	71.9	14.0	57.9	71.8	13.9
X12	at-grade	54.6	57.5	2.8	54.6	56.1	1.5	54.7	58.1	3.4	54.7	60.1	5.5	54.7	58.2	3.5	54.7	57.8	3.1
X12	3	56.3	60.4	4.1	56.3	58.2	1.9	56.4	60.2	3.8	56.4	64.8	8.4	56.4	62.9	6.5	56.4	61.9	5.5
X12	top floor	60.7	65.7	5.0	60.7	61.5	0.8	60.8	66.5	5.7	60.8	67.7	6.9	60.8	67.5	6.7	60.8	67.1	6.4
X13	at-grade	54.6	56.3	1.7	54.6	56.2	1.6	54.7	59.3	4.6	54.7	60.0	5.3	54.7	58.6	3.9	54.7	57.6	2.9
X13	3	56.2	58.6	2.4	56.2	59.1	2.9	56.3	62.8	6.5	56.3	64.1	7.8	56.3	62.7	6.4	56.3	61.1	4.8
X13	top floor	59.9	62.1	2.2	59.9	61.4	1.5	60.0	66.4	6.4	60.0	65.6	5.6	60.0	65.7	5.7	60.0	64.6	4.6
I1	at-grade	64.8	66.8	2.0	64.8	68.8	4.1	64.8	70.8	6.0	64.8	69.8	5.0	64.8	66.2	1.4	64.8	65.6	0.8
I1	3	63.4	67.6	4.2	63.4	70.5	7.1	63.4	73.4	10.1	63.4	72.6	9.3	63.4	67.0	3.6	63.4	64.9	1.5
I1	top floor	62.0	67.7	5.8	62.0	72.0	10.1	61.9	76.6	14.8	61.9	75.4	13.5	61.9	68.1	6.2	61.9	64.1	2.2
I2	at-grade	63.3	65.7	2.4	63.3	65.2	1.9	63.3	67.8	4.5	63.3	70.0	6.7	63.3	66.2	2.9	63.3	64.3	1.0
I2	3	61.7	70.9	9.2	61.7	68.3	6.6	61.7	74.3	12.6	61.7	75.2	13.5	61.7	70.2	8.5	61.7	63.3	1.5
I2	5	60.0	73.7	13.7	60.0	68.4	8.4	60.0	77.9	17.8	60.0	80.3	20.3	60.0	75.2	15.2	60.0	61.7	1.7
I2	top floor	58.9	74.1	15.2	58.9	68.2	9.2	58.8	77.5	18.6	58.8	79.3	20.5	58.8	73.7	14.9	58.8	60.8	1.9
I3	at-grade	61.6	64.5	2.9	61.6	63.6	2.0	61.6	67.5	5.9	61.6	67.1	5.5	61.6	63.7	2.0	61.6	62.5	0.9
I3	3	61.2	66.5	5.3	61.2	65.0	3.8	61.2	71.3	10.0	61.2	70.4	9.2	61.2	65.6	4.4	61.2	62.6	1.3
I3	5	60.0	68.0	8.0	60.0	65.1	5.1	60.0	73.6	13.6	60.0	72.5	12.4	60.0	66.5	6.5	60.0	61.4	1.3
I3	top floor	59.1	69.4	10.4	59.1	64.3	5.2	59.0	73.8	14.8	59.0	74.2	15.2	59.0	68.4	9.4	59.0	60.5	1.5
I4	at-grade	62.0	64.2	2.1	62.0	63.6	1.5	62.0	66.6	4.6	62.0	66.6	4.6	62.0	63.7	1.7	62.0	62.8	0.8
I4	3	61.7	65.5	3.8	61.7	64.4	2.7	61.6	69.1	7.5	61.6	69.5	7.9	61.6	64.9	3.3	61.6	62.7	1.1
I4	5	60.5	65.5	5.0	60.5	64.1	3.5	60.4	70.2	9.8	60.4	71.2	10.8	60.4	65.4	5.0	60.4	61.5	1.1
I4	top floor	59.7	66.3	6.6	59.7	63.1	3.4	59.5	70.4	10.9	59.5	72.6	13.1	59.5	67.0	7.5	59.5	60.7	1.2
I5	at-grade	62.0	63.8	1.8	62.0	63.4	1.3	62.1	65.2	3.2	62.1	66.0	3.9	62.1	63.5	1.4	62.1	62.8	0.7
I5	3	62.0	64.99	3.0	62.0	64.2	2.2	62.0	67.2	5.3	62.0	68.4	6.4	62.0	64.5	2.5	62.0	62.9	0.9
I5	top floor	61.0	64.9	4.0	61.0	63.9	3.0	61.0	67.6	6.6	61.0	69.7	8.7	61.0	64.5	3.5	61.0	61.9	0.9
I6	at-grade	60.8	63.3	2.5	60.8	62.0	1.2	60.8	64.2	3.4	60.8	67.5	6.7	60.8	64.4	3.6	60.8	61.8	1.0
I6	3	60.5	64.0	3.5	60.5	62.5	2.0	60.5	65.7	5.2	60.5	69.4	8.9	60.5	65.5	5.0	60.5	61.6	1.1
I6	5	59.2	63.2	4.0	59.2	61.6	2.4	59.2	65.1	5.9	59.2	69.1	9.9	59.2	64.9	5.7	59.2	60.4	1.2
I6	10	56.4	61.1	4.7	56.4	58.9	2.4	56.4	63.0	6.6	56.4	68.1	11.7	56.4	62.9	6.5	56.4	57.7	1.2
I6	top floor	55.4	60.4	4.9	55.4	58.2	2.8	55.4	62.5	7.0	55.4	67.5	12.1	55.4	62.0	6.6	55.4	56.6	1.2
I7	at-grade	61.0	62.6	1.6	61.0	62.2	1.2	61.0	63.5	2.5	61.0	67.8	6.8	61.0	64.3	3.3	61.0	62.0	1.0
I7	3	60.6	63.1	2.5	60.6	62.8	2.2	60.6	65.0	4.4	60.6	70.9	10.3	60.6	66.3	5.7	60.6	61.8	1.2
I7	top floor	59.4	62.3	2.9	59.4	62.0	2.6	59.4	64.6	5.2	59.4	71.3	11.9	59.4	66.7	7.3	59.4	60.8	1.4
I8	at-grade	63.5	64.4	0.9	63.5	64.4	0.9	63.5	65.3	1.8	63.5	67.1	3.6	63.5	65.0	1.5	63.5	64.1	0.6
I8	3	62.9	64.3	1.4	62.9	64.6	1.7	62.9	66.3	3.4	62.9	68.9	6.0	62.9	65.8	2.9	62.9	63.7	0.8
I8	top floor	61.9	63.4	1.5	61.9	63.8	1.9	61.9	66.2	4.2	61.9	69.1	7.2	61.9	65.1	3.2	61.9	62.7	0.8
I9	at-grade	54.7	60.3	5.6	54.7	59.1	4.4	54.7	65.3	10.6	54.7	61.9	7.2	54.7	62.3	7.6	54.7	61.2	6.5
I9	3	56.6	63.7	7.2	56.6	63.1	6.5	57.1	69.8	12.7	57.1	66.8	9.7	56.7	67.2	10.5	56.7	65.8	9.1
I9	5	60.9	65.3	4.4	60.9	64.9	4.0	61.1	71.5	10.4	61.1	67.2	6.1	60.9	67.6	6.7	60.9	66.5	5.6
I9	10	69.1	70.5	1.4	69.1	70.4	1.2	69.2	73.0	3.8	69.2	70.9	1.7	69.2	70.9	1.7	69.2	70.4	1.2
I9	top floor	73.0	73.9	0.9	73.0	73.6	0.7	73.0	75.1	2.1	73.0	73.9	0.9	73.0	73.8	0.8	73.0	73.5	0.5
I10	at-grade	54.6	59.1	4.5	54.6	57.2	2.5	54.7	60.5	5.8	54.7	59.4	4.7	54.7	56.7	2.0	54.7	56.0	1.3
I10	3	56.5	62.0	5.5	56.5	59.8	3.3	56.6	63.7	7.1	56.6	62.9	6.3	56.6	59.0	2.4	56.6	58.1	1.5
I10	top floor	59.7	60.6	0.9	59.7	60.5	0.7	60.0	62.0	1.9	60.0	62.2	2.2	59.8	60.7	0.9	59.8	60.4	0.6
I11	at-grade	54.6	56.6	2.0	54.6	56.4	1.8	54.6	59.3	4.7	54.6	58.5	3.9	54.6	57.5	2.9	54.6	56.9	2.3
I11	3	56.4	59.3	2.9	56.4	59.3	2.9	56.4	62.4	6.0	56.4	61.8	5.4	56.4	60.2	3.8	56.4	59.6	3.2
I11	top floor	59.6	62.6	3.0	59.6	62.3	2.7	59.6	65.0	5.4	59.6	63.9	4.3	59.6	62.5	2.9	59.6	61.9	2.3
A1	at-grade	72.5	72.8	0.3	72.5	73.0	0.5	72.6	73.3	0.8	72.6	73.2	0.6	72.4	73.8	1.4	72.4	73.9	1.4

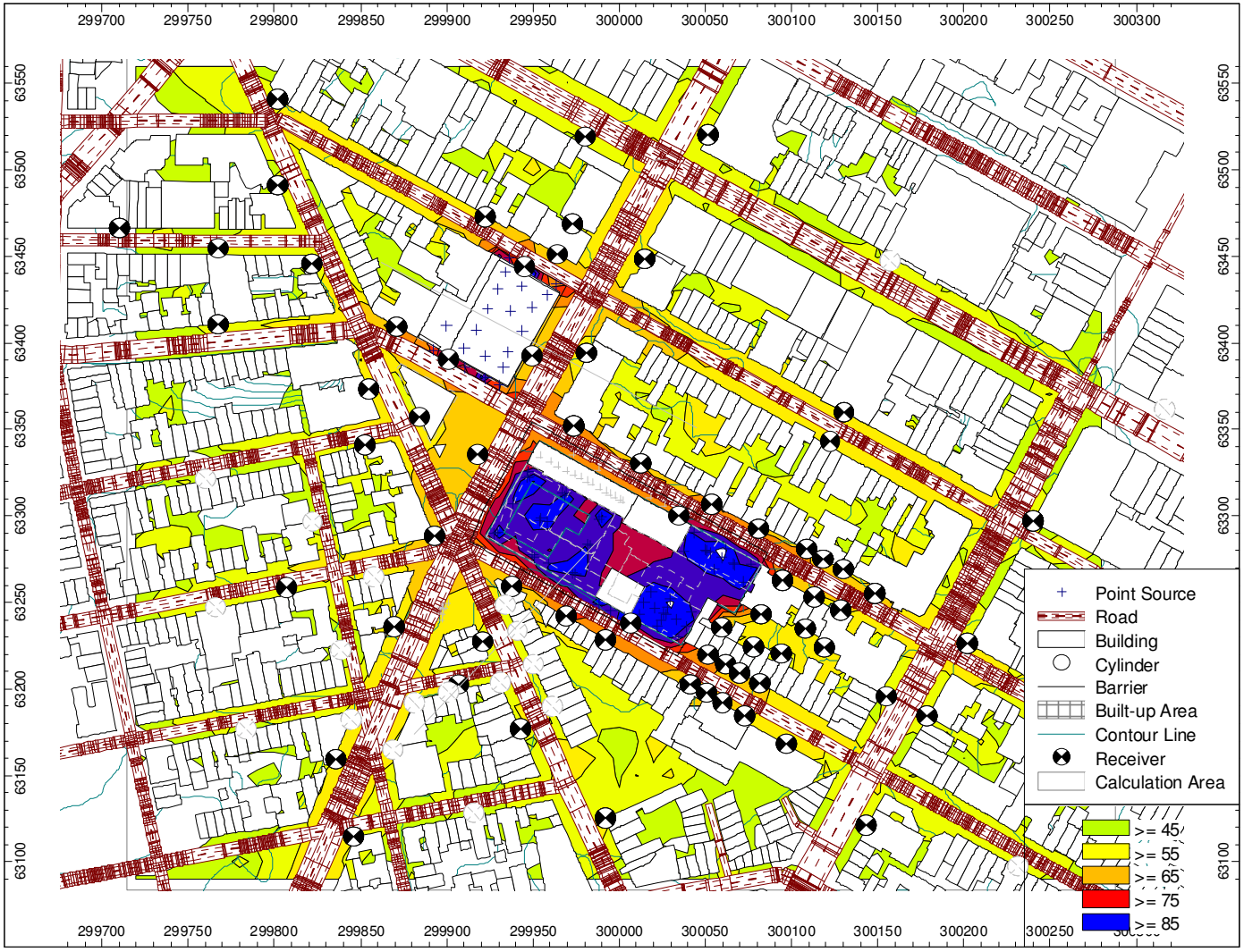

June-2012 (Weekday)



January-2013 (Weekday)



July-2013 (Weekday)



January-2014 (Weekday)



July-2014 (Weekday)



January-2015 (Weekday)

Construction Noise Results

Exceed the CEQR noise criterion

Exceed Leq 65 dBA

CadnaA Receptor Sites	Elevation (floor)	Construction Duration											
		2012-June			2013-July			2014-January			2014-May		
		NoBuild	Total	Change	NoBuild	Total	Change	NoBuild	Total	Change	NoBuild	Total	Change
A	at-grade	68.9	68.9	0.1	68.9	69.0	0.1	68.9	68.9	0.0	68.9	72.9	3.9
A	3	68.5	68.6	0.1	68.5	68.7	0.2	68.5	68.6	0.1	68.5	73.9	5.4
A	5	67.2	67.3	0.1	67.2	67.4	0.2	67.2	67.3	0.1	67.2	72.9	5.6
A	10	65.2	65.3	0.2	65.2	65.6	0.4	65.2	65.4	0.2	65.2	70.7	5.4
A	top floor	63.4	64.0	0.7	63.4	63.9	0.5	63.4	63.8	0.4	63.4	68.3	4.9
B	at-grade	67.4	67.5	0.1	67.4	67.5	0.1	67.4	67.4	0.0	67.4	68.1	0.6
B	3	67.6	67.7	0.1	67.6	67.7	0.1	67.6	67.7	0.1	67.6	69.0	1.3
B	5	66.3	66.4	0.1	66.3	66.5	0.2	66.3	66.4	0.1	66.3	68.0	1.7
B	10	63.9	64.3	0.4	63.9	64.7	0.8	63.9	64.4	0.5	63.9	66.3	2.3
B	top floor	62.1	63.2	1.1	62.1	64.3	2.2	62.1	63.4	1.3	62.1	64.9	2.8
C	at-grade	70.5	70.5	0.0	70.5	70.5	0.0	70.5	70.5	0.0	70.5	70.6	0.1
C	3	70.9	70.9	0.0	70.9	70.9	0.0	70.9	70.9	0.0	70.9	71.1	0.2
C	5	69.9	69.9	0.0	69.9	69.9	0.0	69.9	69.9	0.0	69.9	70.1	0.2
C	10	67.5	67.5	0.0	67.5	67.5	0.0	67.5	67.5	0.0	67.5	67.9	0.3
C	15	66.0	66.0	0.0	66.0	66.0	0.0	66.0	66.0	0.0	66.0	66.5	0.4
C	top floor	65.0	65.0	0.0	65.0	65.0	0.0	65.0	65.0	0.0	65.0	65.5	0.5
D	at-grade	71.6	71.6	0.0	71.6	71.6	0.0	71.6	71.6	0.0	71.6	71.7	0.1
D	3	71.2	71.2	0.0	71.2	71.3	0.1	71.2	71.2	0.0	71.2	71.4	0.2
D	top floor	69.9	69.9	0.0	69.9	70.0	0.1	69.9	69.9	0.0	69.9	70.2	0.3
E	at-grade	68.8	68.8	0.0	68.8	68.8	0.0	68.8	68.8	0.0	68.8	68.9	0.1
E	3	68.4	68.4	0.0	68.4	68.4	0.0	68.4	68.4	0.0	68.4	68.6	0.2
E	top floor	67.2	67.2	0.0	67.2	67.2	0.0	67.2	67.2	0.0	67.2	67.5	0.3
F	at-grade	68.8	68.8	0.0	68.8	68.8	0.0	68.8	68.8	0.0	68.8	68.9	0.0
F	3	68.9	68.9	0.0	68.9	69.0	0.1	68.9	68.9	0.0	68.9	69.0	0.1
F	5	67.8	67.8	0.0	67.8	67.8	0.0	67.8	67.8	0.0	67.8	67.9	0.1
F	top floor	66.8	66.8	0.0	66.8	66.8	0.0	66.8	66.8	0.0	66.8	67.0	0.1
G	at-grade	70.7	70.7	0.0	70.7	70.7	0.0	70.7	70.7	0.0	70.7	70.8	0.0
G	3	70.4	70.4	0.0	70.4	70.4	0.0	70.4	70.4	0.0	70.4	70.5	0.1
G	top floor	69.1	69.1	0.0	69.1	69.1	0.0	69.1	69.1	0.0	69.1	69.2	0.1
H	at-grade	63.0	63.1	0.1	63.0	63.1	0.1	63.0	63.1	0.1	63.0	63.2	0.1
H	3	62.1	62.3	0.2	62.1	62.3	0.2	62.1	62.3	0.2	62.1	62.3	0.1
H	5	60.9	61.1	0.2	60.9	61.1	0.2	60.9	61.1	0.2	60.9	61.1	0.1
H	10	58.7	59.0	0.3	58.7	59.0	0.3	58.7	58.8	0.1	58.7	58.8	0.1
H	15	59.1	59.4	0.3	59.1	59.6	0.5	59.1	59.2	0.1	59.1	59.2	0.0
H	top floor	58.9	59.3	0.4	58.9	59.5	0.6	58.9	59.1	0.2	58.9	59.0	0.0
I	at-grade	62.8	63.1	0.3	62.8	63.1	0.3	62.8	63.0	0.2	62.8	63.0	0.2
I	3	60.8	61.3	0.5	60.8	61.5	0.7	60.8	61.1	0.3	60.8	61.0	0.2
I	top floor	59.1	59.9	0.8	59.1	60.2	1.1	59.1	59.5	0.4	59.1	59.3	0.2
J	at-grade	66.2	66.5	0.3	66.2	66.8	0.6	66.2	66.4	0.2	66.2	66.3	0.1
J	3	66.1	67.3	1.2	66.1	67.9	1.8	66.1	67.0	0.9	66.1	66.2	0.1
J	5	64.8	66.9	2.1	64.8	67.7	2.9	64.8	66.3	1.5	64.8	64.9	0.1
J	10	62.6	65.9	3.3	62.6	66.8	4.2	62.6	65.3	2.7	62.6	62.8	0.2
J	top floor	60.6	64.3	3.7	60.6	65.2	4.6	60.6	63.5	2.9	60.6	60.8	0.2
K	at-grade	64.7	65.9	1.3	64.7	66.0	1.3	64.7	65.1	0.4	64.7	64.7	0.0
K	3	64.9	67.7	2.8	64.9	68.3	3.4	64.9	66.3	1.4	64.9	64.9	0.0
K	top floor	64.1	68.2	4.1	64.1	68.0	3.9	64.1	65.7	1.6	64.1	64.1	0.0
L	at-grade	64.2	64.3	0.1	64.2	64.3	0.1	64.2	64.2	0.0	64.2	64.2	0.0
L	3	63.8	63.9	0.1	63.8	63.9	0.1	63.8	63.9	0.1	63.8	63.8	0.0
L	top floor	62.5	62.7	0.2	62.5	62.7	0.2	62.5	62.6	0.1	62.5	62.5	0.0

Construction Noise Results

Exceed the CEQR noise criterion

Exceed Leq 65 dBA

CadnaA Receptor Sites	Elevation (floor)	Construction Duration											
		2012-June			2013-July			2014-January			2014-May		
		NoBuild	Total	Change	NoBuild	Total	Change	NoBuild	Total	Change	NoBuild	Total	Change
M	at-grade	62.0	62.1	0.1	62.0	62.1	0.1	62.0	62.0	0.0	62.0	62.0	0.0
M	3	61.2	61.5	0.3	61.2	61.5	0.3	61.2	61.3	0.1	61.2	61.2	0.0
M	5	59.5	59.58	0.1	59.5	59.6	0.1	59.5	59.5	0.0	59.5	59.5	0.0
M	10	56.4	56.7	0.3	56.4	56.8	0.4	56.4	56.6	0.2	56.4	56.9	0.5
M	15	55.1	55.3	0.3	55.1	55.6	0.5	55.1	55.4	0.3	55.1	55.2	0.1
M	top floor	56.3	56.5	0.3	56.3	56.7	0.4	56.3	56.6	0.3	56.3	56.4	0.1
N	at-grade	67.0	67.0	0.0	67.0	67.1	0.1	67.0	67.1	0.1	67.0	67.0	0.0
N	3	66.4	66.4	0.1	66.4	66.6	0.2	66.4	66.5	0.1	66.4	66.4	0.0
N	top floor	65.1	65.2	0.1	65.1	65.3	0.2	65.1	65.3	0.2	65.1	65.1	0.0
O	at-grade	61.0	61.7	0.7	61.0	62.9	1.9	61.0	62.6	1.6	61.0	61.2	0.1
O	3	60.3	61.4	1.1	60.3	63.5	3.2	60.3	63.1	2.8	60.3	60.5	0.1
O	top floor	59.2	61.8	2.6	59.2	65.2	6.0	59.2	64.6	5.4	59.2	59.4	0.2
P	at-grade	65.0	65.6	0.6	65.0	66.3	1.3	65.0	65.9	0.9	65.0	65.1	0.1
P	10	53.6	54.9	1.3	53.6	55.3	1.7	53.6	54.7	1.1	53.6	54.4	0.7
P	15	61.1	62.0	0.9	61.1	62.2	1.1	61.1	61.7	0.6	61.1	61.7	0.6
P	top floor	61.7	63.4	1.7	61.7	65.4	3.7	61.7	64.8	3.1	61.7	62.2	0.5
Q	at-grade	60.8	61.1	0.3	60.8	61.3	0.5	60.8	61.2	0.4	60.8	61.1	0.3
Q	3	60.2	60.6	0.5	60.2	61.1	0.9	60.2	60.9	0.7	60.2	60.8	0.6
Q	5	58.9	59.5	0.6	58.9	60.1	1.2	58.9	59.9	1.0	58.9	59.6	0.7
Q	10	56.3	57.2	0.9	56.3	58.5	2.2	56.3	58.0	1.7	56.3	56.5	0.2
Q	15	55.1	56.2	1.1	55.1	58.1	3.0	55.1	57.4	2.3	55.1	55.3	0.2
Q	top floor	54.4	55.5	1.2	54.4	57.6	3.2	54.4	56.9	2.5	54.4	54.7	0.2
R	at-grade	71.4	71.4	0.0	71.4	71.4	0.0	71.4	71.4	0.0	71.4	71.4	0.0
R	3	70.8	70.8	0.0	70.8	70.8	0.0	70.8	70.8	0.0	70.8	70.8	0.0
R	5	69.3	69.3	0.0	69.3	69.3	0.0	69.3	69.3	0.0	69.3	69.3	0.0
R	10	66.3	66.3	0.0	66.3	66.4	0.1	66.3	66.4	0.1	66.3	66.3	0.0
R	top floor	63.9	64.0	0.1	63.9	64.1	0.2	63.9	64.0	0.1	63.9	63.9	0.0
S	at-grade	71.3	71.3	0.0	71.3	71.3	0.0	71.3	71.3	0.0	71.3	71.4	0.0
S	3	70.9	70.9	0.0	70.9	70.9	0.0	70.9	70.9	0.0	70.9	71.0	0.0
S	5	69.6	69.6	0.0	69.6	69.6	0.0	69.6	69.6	0.0	69.6	69.7	0.0
S	10	66.7	66.7	0.0	66.7	66.7	0.0	66.7	66.7	0.0	66.7	66.8	0.0
S	top floor	65.3	65.3	0.0	65.3	65.3	0.0	65.3	65.3	0.0	65.3	65.4	0.0
T	at-grade	69.4	69.4	0.0	69.4	69.4	0.0	69.4	69.4	0.0	69.4	69.4	0.0
T	3	69.2	69.2	0.0	69.2	69.2	0.0	69.2	69.2	0.0	69.2	69.2	0.0
T	top floor	66.9	66.9	0.0	66.9	66.9	0.0	66.9	66.9	0.0	66.9	66.9	0.0
U	at-grade	69.7	69.7	0.0	69.7	69.7	0.0	69.7	69.7	0.0	69.7	69.7	0.0
U	3	69.5	69.5	0.0	69.5	69.5	0.0	69.5	69.5	0.0	69.5	69.5	0.0
U	top floor	68.3	68.3	0.0	68.3	68.3	0.0	68.3	68.3	0.0	68.3	68.3	0.0
V	at-grade	69.0	69.0	0.0	69.0	69.0	0.0	69.0	69.0	0.0	69.0	69.0	0.0
V	3	68.9	68.9	0.0	68.9	68.9	0.0	68.9	68.9	0.0	68.9	68.9	0.0
V	5	67.8	67.8	0.0	67.8	67.8	0.0	67.8	67.8	0.0	67.8	67.8	0.0
V	top floor	65.2	65.2	0.0	65.2	65.2	0.0	65.2	65.2	0.0	65.2	65.2	0.0
w	at-grade	65.4	65.4	0.0	65.4	65.4	0.0	65.4	65.4	0.0	65.4	65.4	0.0
w	top floor	66.5	66.5	0.0	66.5	66.5	0.0	66.5	66.5	0.0	66.5	66.5	0.0
X	at-grade	59.8	59.8	0.0	59.8	59.9	0.1	59.8	59.8	0.0	59.8	59.8	0.0
X	3	59.3	59.5	0.2	59.3	59.8	0.5	59.3	59.3	0.0	59.3	59.3	0.0
X	top floor	58.3	58.4	0.1	58.3	58.9	0.6	58.3	58.3	0.0	58.3	58.3	0.0
Y	at-grade	66.0	66.0	0.0	66.0	66.0	0.0	66.0	66.0	0.0	66.0	66.0	0.0
Y	3	66.7	66.7	0.0	66.7	66.7	0.0	66.7	66.7	0.0	66.7	66.7	0.0
Y	5	66.6	66.6	0.0	66.6	66.6	0.0	66.6	66.6	0.0	66.6	66.6	0.0
Y	10	65.0	65.0	0.0	65.0	65.0	0.0	65.0	65.0	0.0	65.0	65.0	0.0
Y	top floor	64.1	64.1	0.0	64.1	64.1	0.0	64.1	64.1	0.0	64.1	64.1	0.0
Z	at-grade	61.7	61.7	0.0	61.7	61.7	0.0	61.7	61.7	0.0	61.7	61.8	0.0
Z	3	61.5	61.5	0.1	61.5	61.6	0.1	61.5	61.6	0.1	61.5	61.6	0.1
Z	5	60.3	60.3	0.1	60.3	60.4	0.1	60.3	60.4	0.1	60.3	60.5	0.1
Z	top floor	58.8	58.8	0.1	58.8	59.0	0.2	58.8	58.8	0.0	58.8	58.8	0.0

Construction Noise Results

Exceed the CEQR noise criterion

Exceed Leq 65 dBA

CadnaA Receptor Sites	Elevation (floor)	Construction Duration											
		2012-June			2013-July			2014-January			2014-May		
		NoBuild	Total	Change	NoBuild	Total	Change	NoBuild	Total	Change	NoBuild	Total	Change
AA	at-grade	64.2	64.2	0.0	64.2	64.2	0.0	64.2	64.2	0.0	64.2	64.2	0.0
AA	3	64.0	64.0	0.0	64.0	64.0	0.0	64.0	64.0	0.0	64.0	64.0	0.0
AA	top floor	62.9	62.9	0.1	62.9	63.0	0.1	62.9	62.9	0.0	62.9	62.9	0.0
BB	at-grade	64.9	64.9	0.0	64.9	64.9	0.0	64.9	64.9	0.0	64.9	64.9	0.0
BB	3	64.7	64.7	0.0	64.7	64.9	0.2	64.7	64.8	0.1	64.7	64.7	0.0
BB	top floor	63.9	63.9	0.0	63.9	64.1	0.2	63.9	64.0	0.1	63.9	63.9	0.0
CC	at-grade	65.2	65.3	0.1	65.2	65.3	0.1	65.2	65.2	0.0	65.2	65.2	0.0
CC	3	64.7	64.8	0.1	64.7	65.2	0.5	64.7	64.8	0.1	64.7	64.7	0.0
CC	top floor	63.8	64.2	0.4	63.8	64.8	1.0	63.8	64.0	0.2	63.8	63.8	0.0
DD	at-grade	56.9	56.9	0.0	56.9	56.9	0.0	56.9	56.9	0.0	57.2	57.2	0.0
DD	3	55.9	56.2	0.3	55.9	56.1	0.2	55.9	56.0	0.1	56.2	56.2	0.0
DD	5	54.5	54.9	0.4	54.5	54.8	0.3	54.5	54.6	0.1	54.8	54.8	0.0
DD	10	52.6	53.9	1.3	52.6	54.8	2.2	52.6	54.1	1.5	52.9	53.0	0.1
DD	top floor	53.1	55.2	2.1	53.1	55.5	2.4	53.1	54.2	1.1	53.4	53.4	0.1
EE	at-grade	61.1	61.1	0.1	61.1	61.2	0.1	61.1	61.1	0.0	61.1	61.1	0.0
EE	3	60.3	60.5	0.2	60.3	60.5	0.2	60.3	60.4	0.1	60.3	60.3	0.0
EE	5	58.8	59.0	0.3	58.8	59.0	0.2	58.8	58.9	0.1	58.8	59.2	0.4
EE	top floor	56.9	57.2	0.3	56.9	57.2	0.3	56.9	57.0	0.1	56.9	57.5	0.6
FF	at-grade	57.6	57.8	0.2	57.6	58.2	0.6	57.6	57.7	0.1	57.6	57.7	0.0
FF	3	57.2	57.5	0.3	57.2	59.2	2.0	57.2	57.5	0.3	57.2	57.3	0.0
FF	top floor	56.6	57.4	0.8	56.6	59.1	2.5	56.6	57.0	0.4	56.6	56.7	0.0

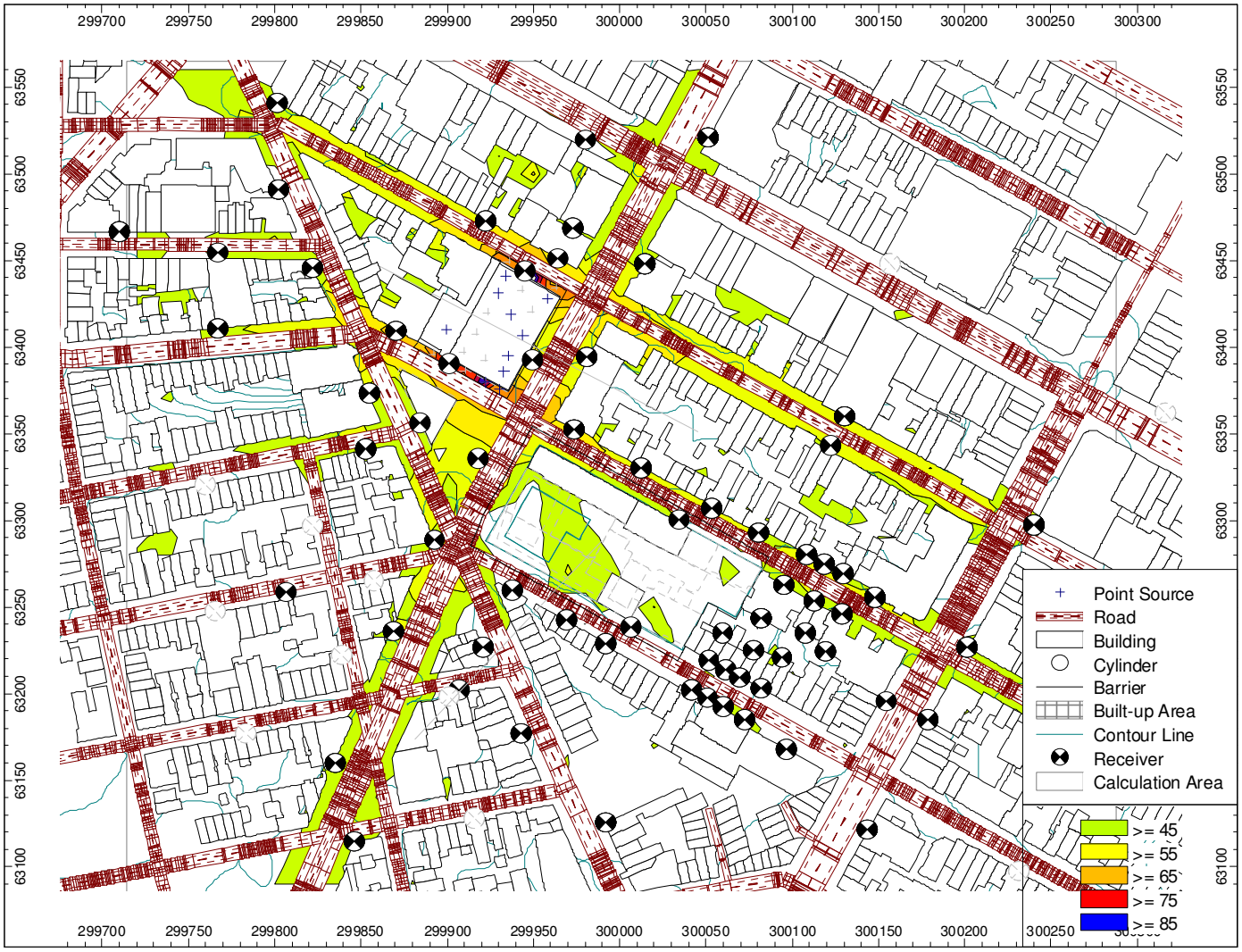

June-2012 (Saturday)

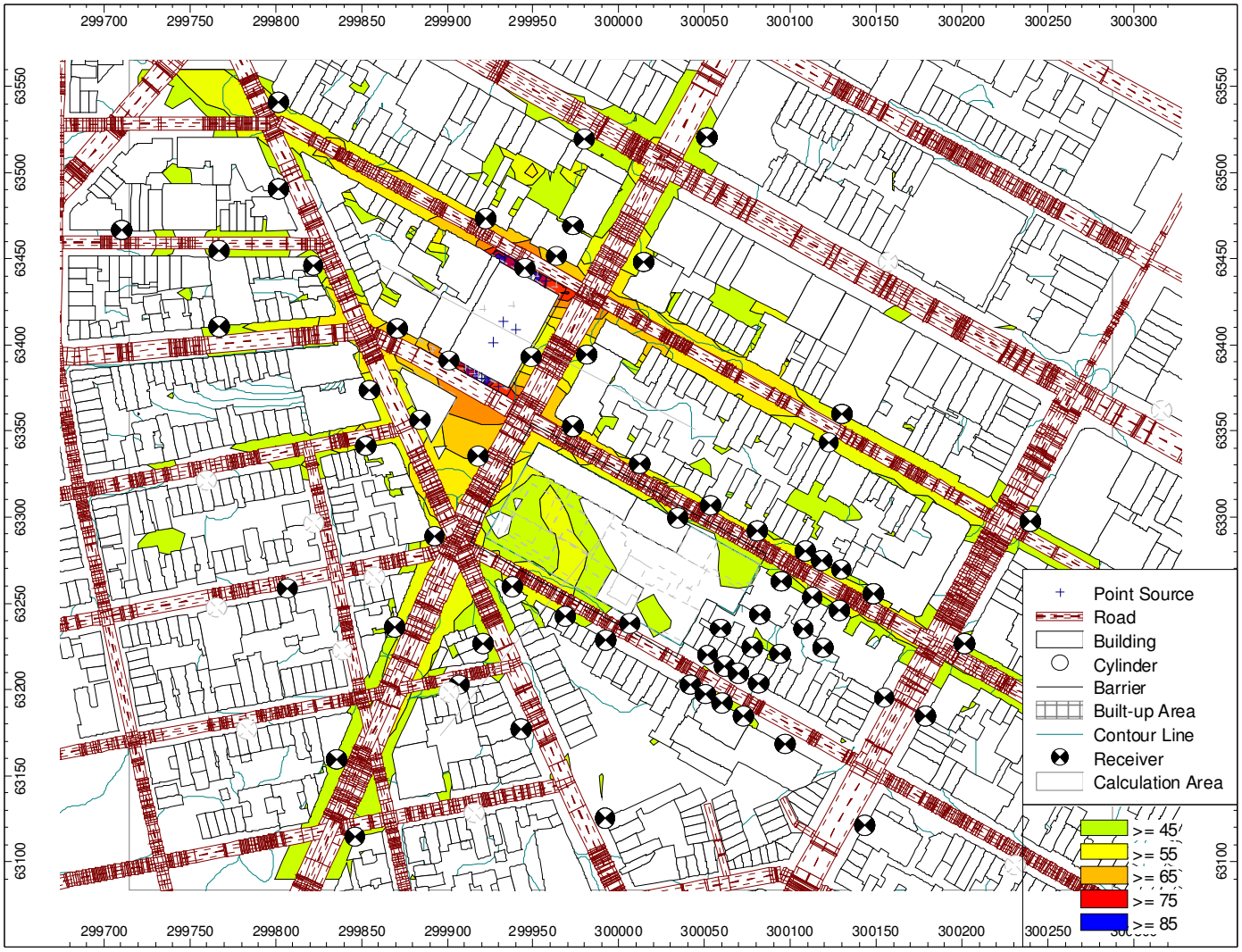

July-2013 (Saturday)

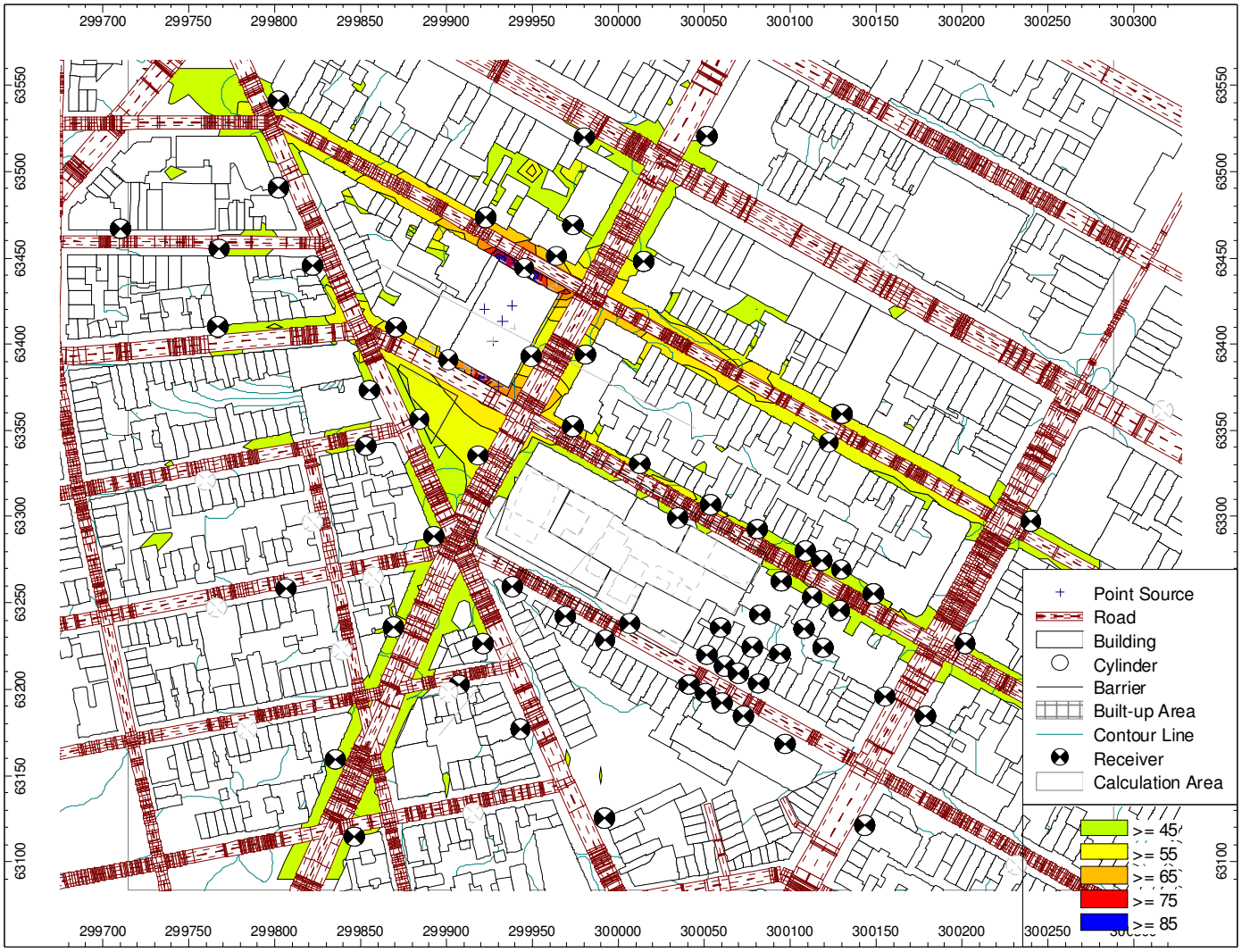

January-2014 (Saturday)

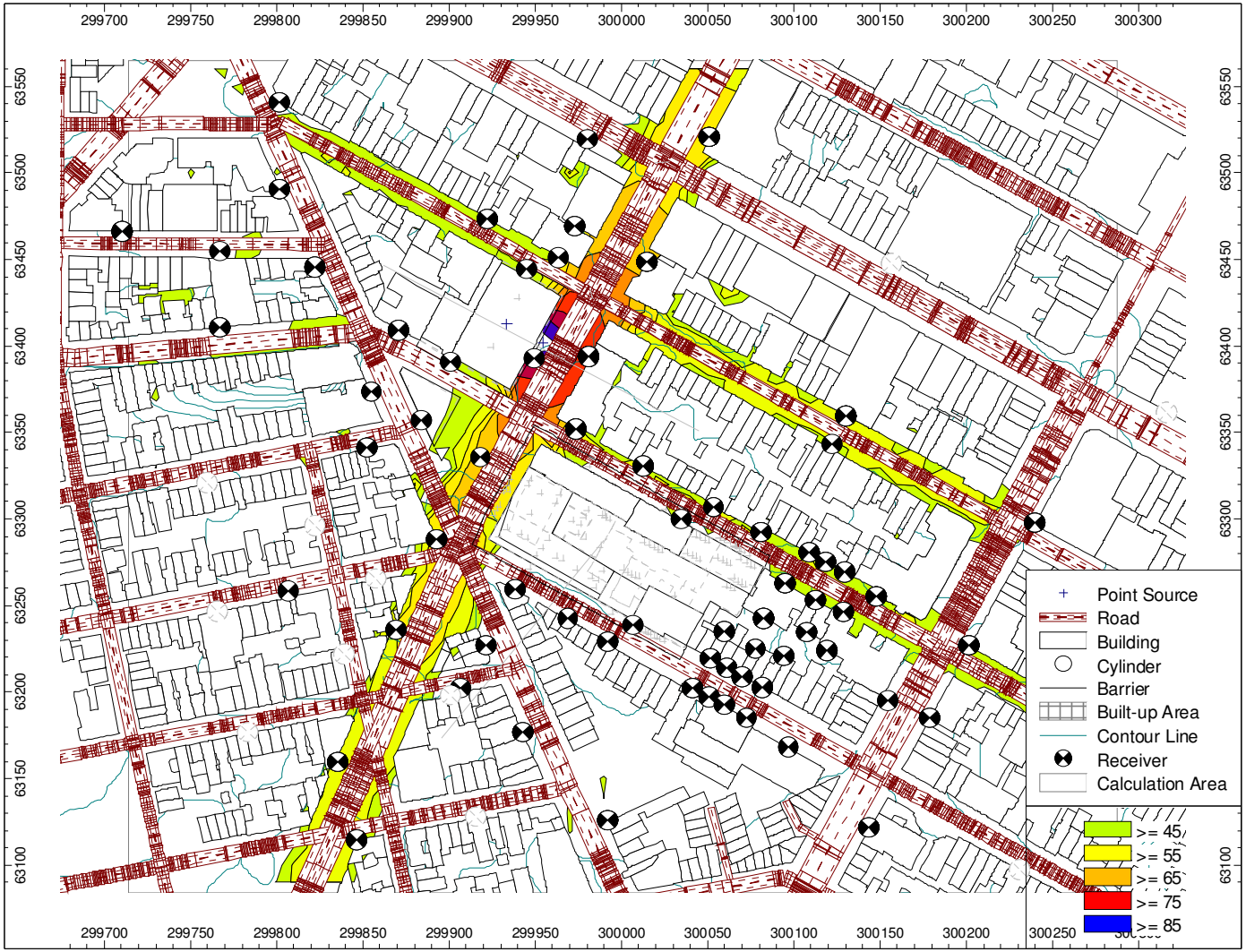

Jyly-2014 (Saturday)

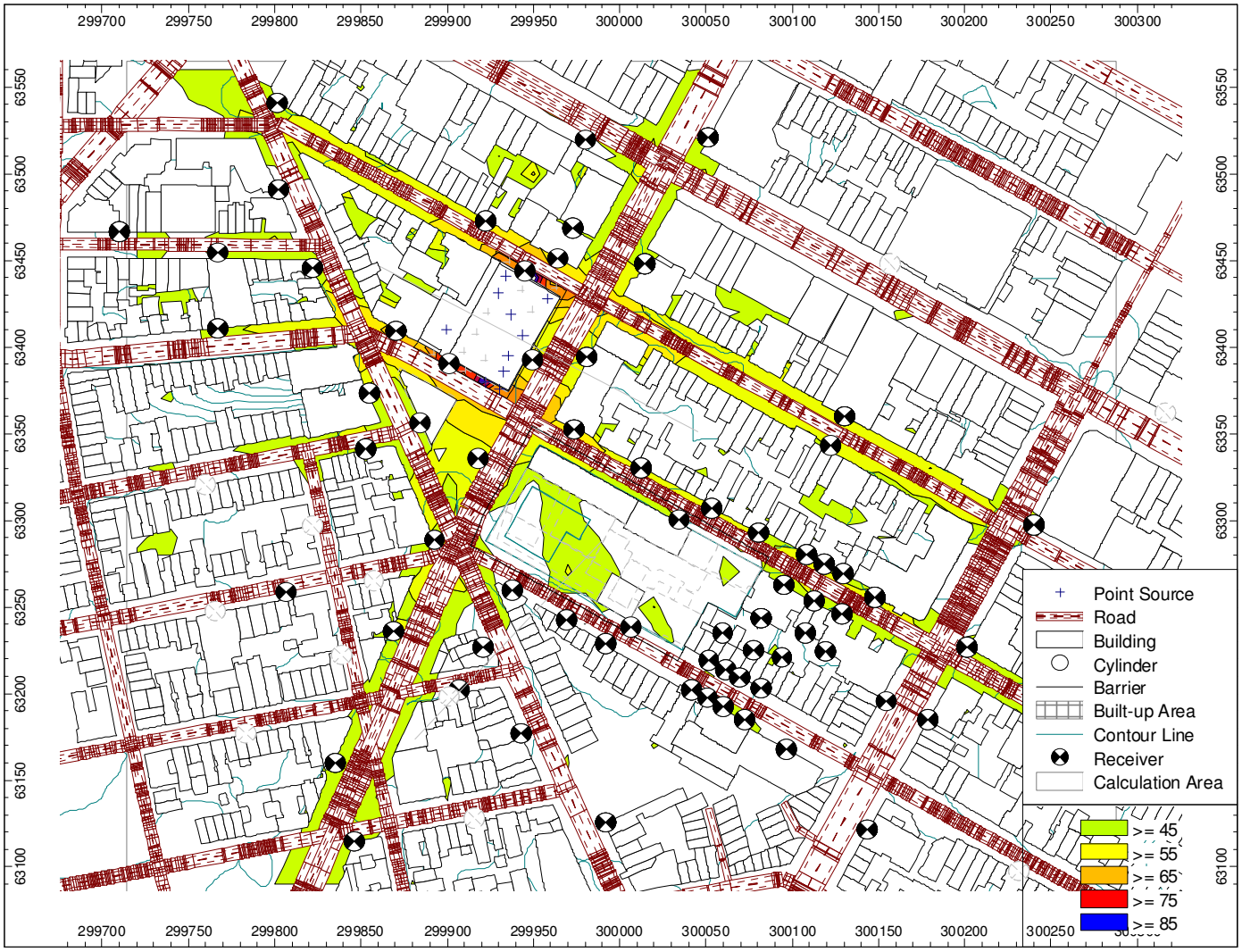

June-2012 (Saturday)

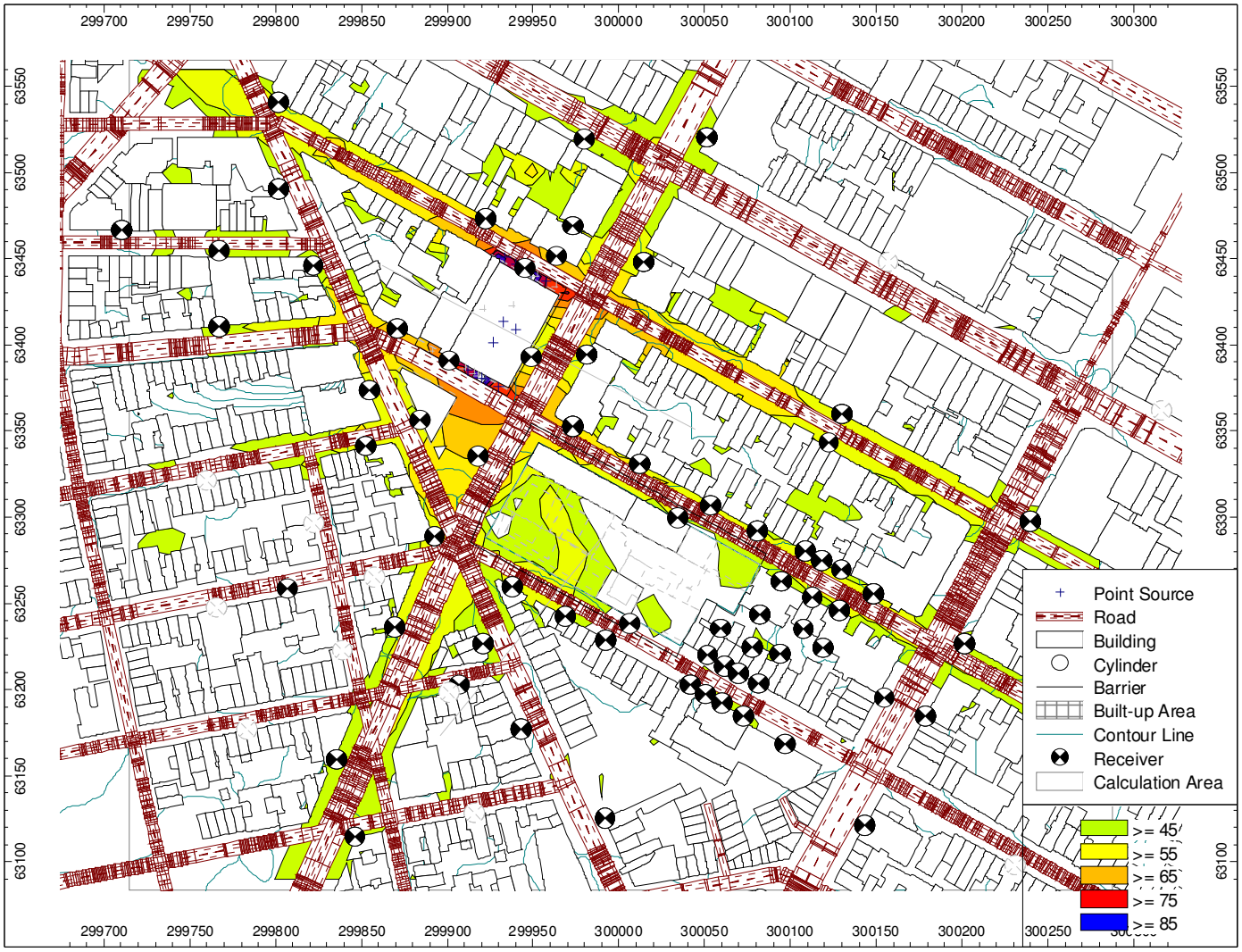

July-2013 (Saturday)

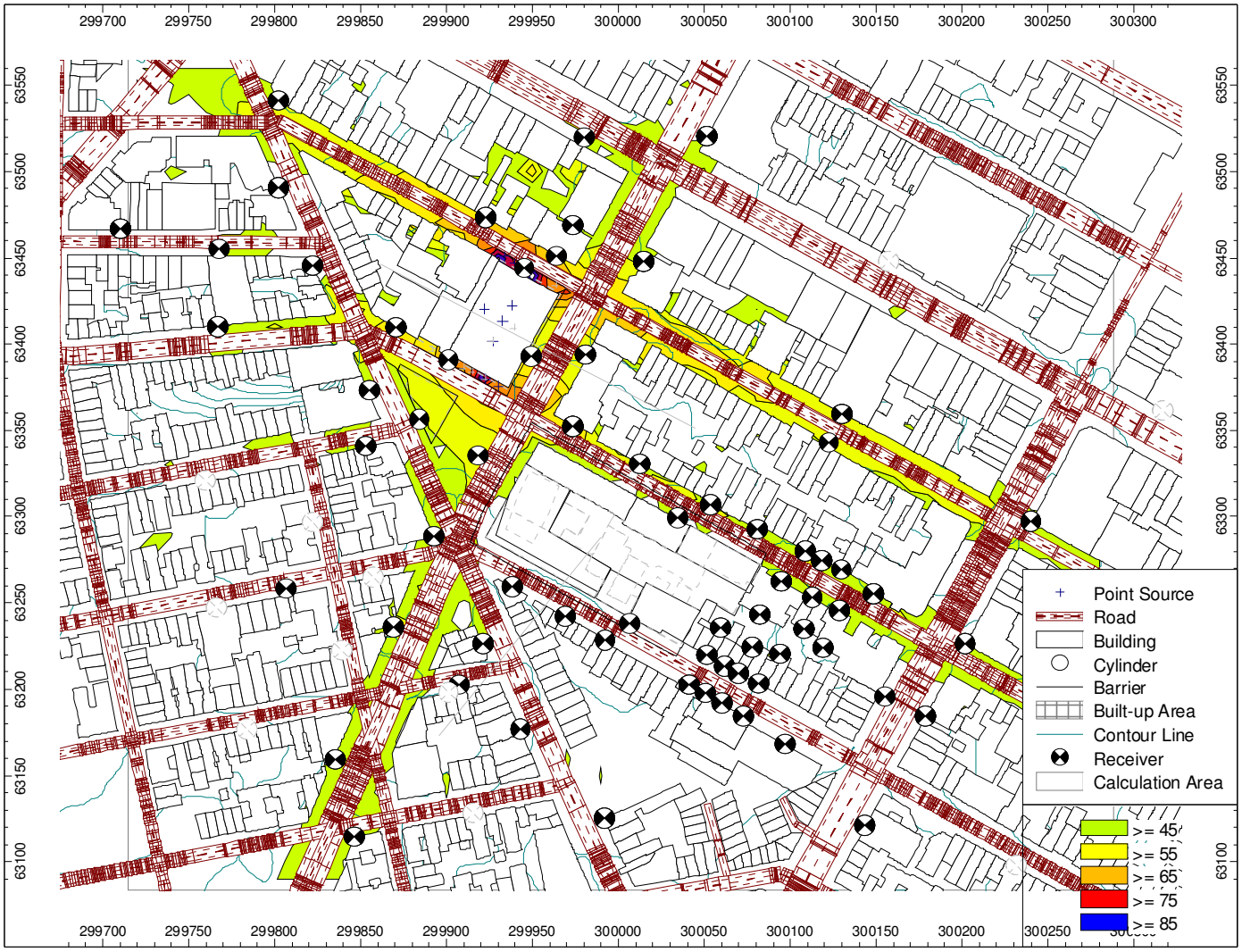

January-2014 (Saturday)

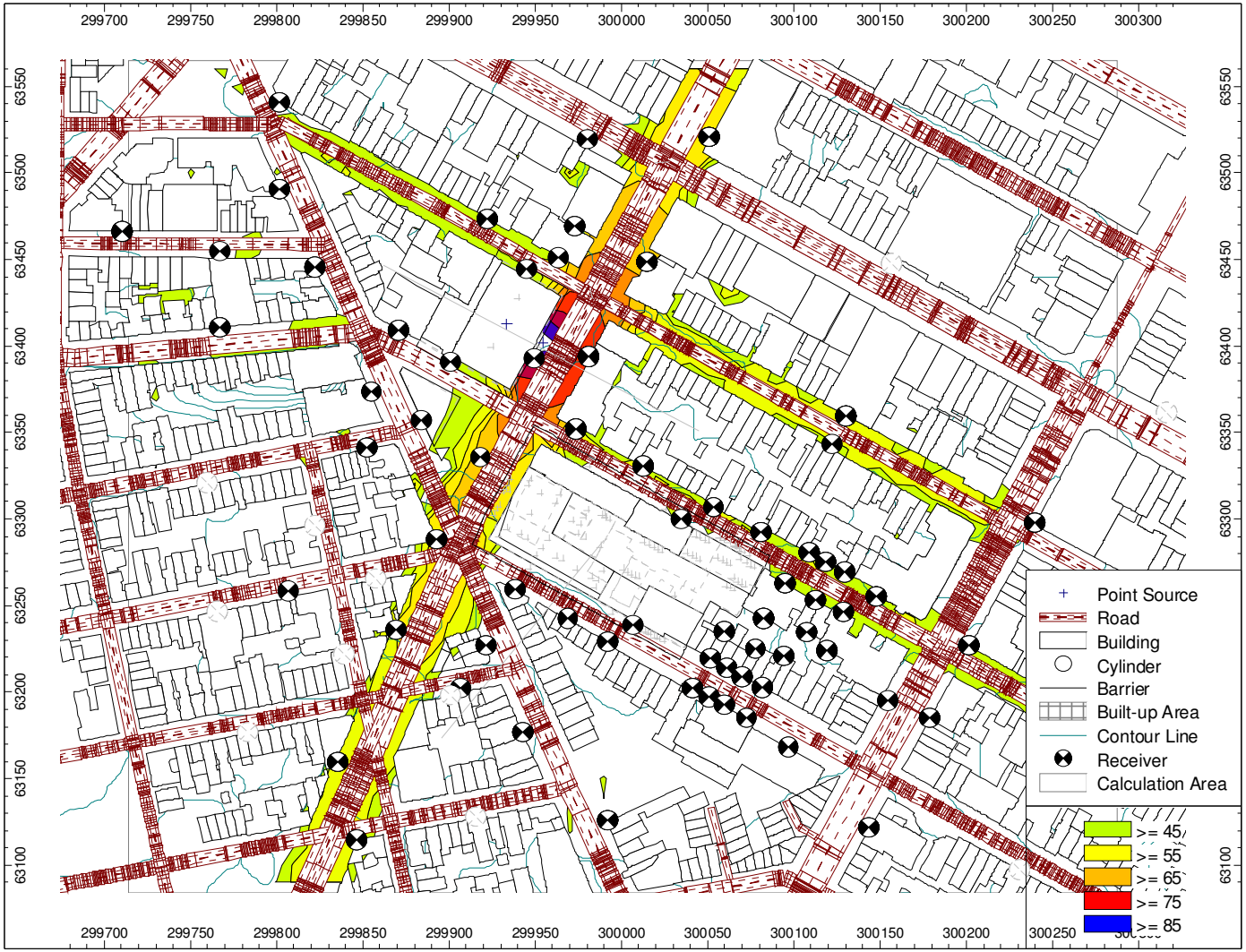

Jyly-2014 (Saturday)

Proportional Model Results

Weekday
NOISE LEVEL CALCULATIONS

Receptor Location	Site	Hour	2011						2012					
			Total Volume	Auto	Medium	Heavy	Bus	PCEs	Total Volume	NB PCEs	Auto	Truck	PCEs	Double PCEs
12th Street between 6th and 7th Avenues	1	6-7 AM	130	92.6%	5.6%	1%	1%	292.9	130.3	293.6	5	7	629.2	yes
				120	7	1	1							
West 11th Street between 6th and 7th Avenues	2	6-7 AM	140	94.6%	1.8%	0.0%	3.6%	255.0	140.4	255.7	1	6	515.4	yes
				132	3	0	5							
West 12th Street between 7th and Greenwich Avenues	4	6-7 AM	60	98.2%	1.8%	0.0%	0.0%	73.1	60.2	73.3	3	2	170.4	yes
				59	1	0	0							
West 13th Street between 7th and Greenwich Avenues	6	6-7 AM	55	94.3%	4.3%	1.4%	0.0%	119.5	55.1	119.8	3	1	179.3	no
				52	2	1	0							
West 13th Street between 6th and 7th Avenues	12	6-7 AM	100	95.0%	2.9%	0.0%	2.2%	171.3	100.3	171.7	1	0	173.0	no
				95	3	0	2							

Weekend
NOISE LEVEL CALCULATIONS

Receptor Location	Site	Hour	2011						2012					
			Total Volume	Auto	Medium	Heavy	Bus	PCEs	Total Volume	NB PCEs	Auto	Truck	PCEs	Double PCEs
12th Street between 6th and 7th Avenues	1	6-7 AM	213	98.6%	1.4%	0.0%	0.0%	249.0	213.5	249.7	1	1	297.1	no
West 11th Street between 6th and 7th Avenues	2	6-7 AM	45	93.3%	6.7%	0.0%	0.0%	81.0	45.1	81.2	0	1	117.7	no
West 12th Street between 7th and Greenwich Avenues	4	6-7 AM	144	92.1%	7.9%	0.0%	0.0%	280.3	144.4	281.0	1	0	295.0	no
West 13th Street between 7th and Greenwich Avenues	6	6-7 AM	75	96.0%	0.0%	4.0%	0.0%	213.0	75.2	213.5	1	0	222.2	no
West 13th Street between 6th and 7th Avenues	12	6-7 AM	144	95.8%	2.1%	2.1%	0.0%	317.7	144.4	318.5	0	0	318.8	no

Exceeds 3 dBA CEQR threshold

Proportional Model Results

Weekday
NOISE LEVEL CALCULATIONS

Receptor Location	Site	Hour	2013						2014					
			Total Volume	NB PCEs	Auto	Truck	PCEs	Double PCEs	Total Volume	NB PCEs	Auto	Truck	PCEs	Double PCEs
12th Street between 6th and 7th Avenues	1	6-7 AM	130.7	294.4	11	13	916.4	yes	131.0	295.1	4	10	783.2	yes
West 11th Street between 6th and 7th Avenues	2	6-7 AM	140.7	256.3	3	12	823.3	yes	141.1	257.0	1	10	704.7	yes
West 12th Street between 7th and Greenwich Avenues	4	6-7 AM	60.3	73.5	9	5	317.5	yes	60.5	73.7	6	4	267.5	yes
West 13th Street between 7th and Greenwich Avenues	6	6-7 AM	55.3	120.1	9	3	270.1	yes	55.4	120.4	6	2	239.0	no
West 13th Street between 6th and 7th Avenues	12	6-7 AM	100.5	172.1	3	0	175.1	no	100.8	172.6	1	0	173.8	no

Weekend
NOISE LEVEL CALCULATIONS

Receptor Location	Site	Hour	2013						2014					
			Total Volume	NB PCEs	Auto	Truck	PCEs	Double PCEs	Total Volume	NB PCEs	Auto	Truck	PCEs	Double PCEs
12th Street between 6th and 7th Avenues	1	6-7 AM	214.1	250.3	3	2	338.5	no	214.6	250.9	1	1	319.7	no
West 11th Street between 6th and 7th Avenues	2	6-7 AM	45.2	81.4	1	2	161.1	no	45.3	81.6	0	1	144.4	no
West 12th Street between 7th and Greenwich Avenues	4	6-7 AM	144.7	281.7	2	1	316.8	no	145.1	282.4	1	1	310.2	no
West 13th Street between 7th and Greenwich Avenues	6	6-7 AM	75.4	214.1	2	0	236.0	no	75.6	214.6	1	0	231.8	no
West 13th Street between 6th and 7th Avenues	12	6-7 AM	144.7	319.3	1	0	320.0	no	145.1	320.1	0	0	320.4	no

Exceeds 3 dBA CEQR threshold

TNM Noise Results - Weekdays

Site	Exisitng	2012-(1, 2, and 4Q)*			2012-3Q			2013-(1-2Q)*			2013-(3-4Q)			2014		
	TNM (6-7 AM)	No Build	NB + Con. Traffic	Increase	No Build	NB + Con. Traffic	Increase	No Build	NB + Con. Traffic	Increase	No Build	NB + Con. Traffic	Increase	No Build	NB + Con. Traffic	Increase
1	63.4				63.4	65.7	2.3				63.5	66.9	3.4	63.5	66.3	2.8
2	61.9	61.9	64.8	2.9	61.9	65.1	3.2	61.9	64.8	2.9	61.9	66.5	4.6	61.9	66.0	4.1
4	64.8				64.8	66.3	1.5				64.8	67.1	2.3	64.8	66.7	1.9

Exceed CEQR criteria

Note * - At site 2 noise levels increases would be less than 3-5 dBA (the CEQR criteria) when construction trucks are less then 7 trips due to the traffic data.

Calculations for Construction Vibration

$PPV_{equiopment} = PPV_{ref} * (25/D)^{1.5}$

where:
PPV_{equip} is the peak particle velocity in in/sec of the equipment at the receiver location
PPV_{ref} is the reference vibration level in in/sec at 25 feet
D is the distance from the equipment to the received location in feet

Equipment		PPVr	Criterion PPV	Impact Distance (ft)	PPVe
Pile Driver (sonic)		0.17	0.5	12.5	0.481
Hoe Ram & Caisson Drilling		0.089	0.5	8.0	0.492
Loaded Truck		0.076	0.5	7.5	0.463
Jackhammer		0.035	0.5	4.5	0.458

The worst case

Calculations for Construction Ground-Boren Vibration

Lv(D) = Lv(25ft) - 30 log(D/25)

where:
L_v(D) is the vibration level in VdB of the equipment at the receiver location
L_v(ref) is the reference vibration level in VdB at 25 feet
D is the distance from the equipment to the receiver location in feet

Equipment		Lv(25ft)	Criterion VdB	Impact Distance (ft)	Lv(D)
Pile Driver (sonic)		93	65	214	65.0
Hoe Ram		87	65	135	65.0
Loaded Truck		86	65	125	65.0
Jackhammer		79	65	73	65.0

The worst case