

01 PEDESTRIAN PLAZA PLAN
1"=10'

LEGEND

- ZONING LOT LINE
- LARGE SCALE BOUNDARY
- PROPERTY LINE / TAX LOT LINE
- PAA BOUNDARY (21,375 SF)
- PROPOSED MAXIMUM BUILDING ENVELOPE
- EASEMENT BOUNDARY (6,012 SF)
- NYC DOT STANDARD SIDEWALK
- PRECAST HEX PAVING - SEE L-401
- PLANTING AREA
- PROPOSED BUILDING
- NYC DOT STANDARD CURBCUT
- CATENARY LED DOWNLIGHT - SEE L-500 (QTY: 6)
- POLE MOUNTED ADJUSTABLE LED - SEE L-500 (QTY: 9)
- WALL MOUNTED LED LANTERN W/ SHADE AND DOWNWARD DISTRIBUTION - SEE L-500 (QTY: 25)
- BIKE RACK - SEE L-500 (QTY: 3)
- RECYCLING AND TRASH RECEPTACLES - SEE L-500 (QTY: 6 SETS)
- TIMBER BENCH WITH BACK - SEE L-300 (QTY: 12)
- PLANTER WITH SEATING - SEE L-300 (QTY: 9)
- PLANTER WITH SEATING AND BACKREST - SEE L-300 (QTY: 8)
- 18" HIGH TIMBER DECK - SEE L-300 (QTY: 1)
- CHILDRENS PLAY AREA- SEE L-600 (QTY: 1 TIMBER TOWER W/ NET AND SLIDE, 1 RUBBER MOUND, 30 TIMBER STEPPERS, 2 BALANCE BEAM LOGS)
- TREE GRATE - SEE L-400
- CANOPY TREE - SEE L-200 (QTY: 29)
- SMALL TREE - SEE L-200 (QTY: 23)
- P-F PAA SIGN - FREE STANDING - SEE L-600 (QTY: 2)
- P-W PAA SIGN - WALL MOUNTED - SEE L-600 (QTY: 2)
- X'-0" X'-0" DIMENSION LINE

NOTES

1. APPLICANT'S STAMP AND SEAL CORRESPONDS TO THE INFORMATION REGARDING THE DEVELOPMENT SITE, ZONING LOT, AND RELATED CURB CUTS. INFORMATION REGARDING THE SURROUNDING PROPERTIES IS FOR ILLUSTRATIVE PURPOSES ONLY.

2. STREET TREE LOCATIONS SUBJECT TO DEPARTMENT OF PARKS AND RECREATION APPROVAL, INCLUDING TREES PROVIDED ALONG PRIVATE STREETS.

3. REFER TO ARCHITECTURE DRAWINGS FOR ARCHITECTURAL DETAILS.

4. ALL PUBLIC-STREET IMPROVEMENTS SUBJECT TO DEPARTMENT OF TRANSPORTATION APPROVAL.

5. ENTRANCES TO CERTAIN USES REQUIRING FDNY CLEARANCE PER NYC FIRE CODE TO PROVIDE 30' BY 30' CLEAR PATH FOR FDNY ACCESS.

6. NO OBSTRUCTIONS PERMITTED WITHIN EASEMENT AREA.

SCALE & NORTH ARROW

0' 10' 20'

N

KEY PLAN

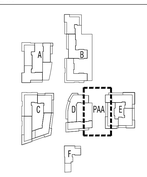

APPROVAL

CITY PLANNING COMMISSION
120 BROADWAY, 31ST FLOOR, NEW YORK, NY 10271

SPECIAL PERMIT
C 190366 ZSQ
ZR 74-743(a)(2)

CPC APPROVED: 09/25/2019 (CAL. No. 26)
CC APPROVED: 11/14/2019 (RES. No. 1167)

EFFECTIVE DATE: 11/14/2019

SUBJECT TO VERIFICATION BY THE DEPARTMENT OF BUILDINGS FOR COMPLIANCE WITH ALL APPLICABLE PROVISIONS OF THE CITY'S CONSTRUCTION CODES OF THE CITY OF NEW YORK.
DEPARTMENT OF BUILDINGS COPY

PROPOSED NEW DEVELOPMENT FOR:

51-15 BEACH CHANNEL DRIVE

QUEENS, NY 11691

BLOCK: 15843, 15842, & 15857 LOT: 1, 1, & 1

ARCHITECT:
AUFGANG ARCHITECTS LLC
74 LAFAYETTE AVENUE
SUFFERN, NY
INFO@AUFGANG.COM 845.368.0004

AUFGANG ARCHITECTS

DEVELOPER:
PENINSULA ROCKAWAY LP
c/o THE ARKER COMPANIES
1044 NORTHERN BOULEVARD,
2ND FLOOR
ROSLYN, NY, 11576

STRUCTURAL ENGINEER:
BROOKER ENGINEERING, PLLC
74 LAFAYETTE AVENUE,
SUFFERN, N.Y. 10901
TEL: 845.357.4411

MEP ENGINEER:
ETTINGER ENGINEERING ASSOCIATES
CONSULTING ENGINEERS
305 EIGHTH AVE.,
NEW YORK, N.Y. 10001
TEL: 212.244.2410

CIVIL / SITE ENGINEER:
LANGAN ENGINEERING & ENVIRONMENTAL SERVICES
360 WEST 31ST STREET,
8TH FLOOR
NEW YORK, N.Y. 10001
TEL: 212.479.5400

LANDSCAPE ARCHITECT:
TERRAIN-NYC LANDSCAPE ARCHITECTURE PC
203 LAFAYETTE STREET,
NEW YORK, N.Y. 10012
TEL: 212-537-6080

LIGHTING CONSULTANT:
PHT LIGHTING DESIGN INC.,
350 SEVENTH AVENUE,
NEW YORK, N.Y. 10001
TEL: 917-525-5669

DATE	SUBMISSIONS / REVISIONS
05-06-19	REVISED ULURP FILING SET
04-22-19	REVISED ULURP FILING SET
04-16-19	ULURP FILING SET

SHEET TITLE:

PEDESTRIAN PLAZA PLAN

THE DRAWING IS AN INSTRUMENT OF SERVICE PREPARED BY AUFGANG ARCHITECTS LLC FOR USE WITH THE PROJECT FOR WHICH IT IS MADE IS EXECUTED OR NOT. THE DRAWING IS NOT TO BE USED FOR ADDITIONS OR CHANGES ON OTHER PROJECTS, FOR ADDITIONS TO THIS PROJECT OR FOR COMPLETION OF THE PROJECT BY OTHERS UNLESS SPECIFICALLY AGREED IN WRITING WITH AUFGANG ARCHITECTS LLC. SUBMISSION OR DISTRIBUTION TO MEET OFFICIAL REGULATORY REQUIREMENTS OR FOR OTHER PURPOSES IN CONNECTION WITH THE PROJECT IS NOT TO BE CONSTRUED AS PUBLICATION IN DEROGATION OF THE RIGHTS OF AUFGANG ARCHITECTS LLC. REPRODUCTION OR PUBLICATION OF THE DRAWING, IN WHOLE OR IN PART, IS PROHIBITED. TITLE TO THE DRAWING REMAINS WITH AUFGANG ARCHITECTS LLC. WITHOUT PREJUDICE.

SEAL & SIGNATURE



ISSUE DATE:	PROJECT NO:
12-05-17	#1532
DRAWN BY:	CHECKED BY:
BG	ST
SCALE:	SHEET NO:
AS NOTED	1 OF 14

DRAWING NO:
L-100

NYC DOB NUMBER:



02 PEDESTRIAN PLAZA PLANTING PLAN

1"=10'

PAA PLANTING SCHEDULE

CANOPY TREES

FULL

SYM	BOTANICAL NAME	COMMON NAME	QTY	SIZE	ROOT	HEIGHT	SPACING	CHARACTERISTICS / NOTES
NS	NYSSA SYLVATICA	BLACK GUM	8	2.5"-3.0"	B&B		As Noted	Heavy - LA to tag in the field
QA	QUERCUS ALBA	WHITE OAK	5	2.5"-3.0"	B&B		As Noted	Heavy - LA to tag in the field
QB	QUERCUS BICOLOR	SWAMP WHITE OAK	7	2.5"-3.0"	B&B		As Noted	Heavy - LA to tag in the field
QP	QUERCUS PALUSTRIS	PIN OAK	9	2.5"-3.0"	B&B		As Noted	Heavy - LA to tag in the field

BASIS OF PLANTING

TREES

SYM	BOTANICAL NAME	COMMON NAME	QTY	SIZE	ROOT	HEIGHT	SPACING	CHARACTERISTICS / NOTES
AC	AMELANCHIER CANADENSIS	SERVICEBERRY	11	1.5"-2.0"	B&B	10'-12' Ht	As Noted	Multi-trunk form
BP	BETULA PAPYRIFERA	PAPER BIRCH	4	1.5"-2.0"	B&B	10'-14' Ht	As Noted	Multi-trunk form
IO	ILEX OPACA	AMERICAN HOLLY	2	2.5"-3.0"	B&B	10'-12' Ht	As Noted	Heavy - LA to tag in the field
JV	JUNIPERUS VIRGINIANA	EASTERN RED CEDAR	1	1.5"-2.0"	B&B	8'-10' Ht	As Noted	Heavy - LA to tag in the field
PR	PINUS RIGIDA	PITCH PINE	1	1.5"-2.0"	B&B	8'-10' Ht	As Noted	Heavy - LA to tag in the field
RT	RHUS TYPHINA	STAGHORN SUMAC	2	1.5"-2.0"	B&B	10'-12' Ht	As Noted	Heavy - LA to tag in the field

SHRUBS

SYM	BOTANICAL NAME	COMMON NAME	QTY	SIZE	ROOT		SPACING	CHARACTERISTICS / NOTES
CA	CEPHALANTHUS OCCIDENTALIS	SWEET PEPPERBUSH	3	5 Gal	Cont.		At 24" O.C.	Heavy - LA to tag in the field
IG	ILEX GLABRA 'SHAMROCK'	INKBERRY	6	5 Gal	Cont.		At 24" O.C.	Heavy - LA to tag in the field
IV	ILEX VERTICILLATA	WINTERBERRY	4	5 Gal	Cont.		At 36" O.C.	Heavy - LA to tag in the field
MP	MORELLA PENSYLVANICA	BAYBERRY	5	5 Gal	Cont.		At 36" O.C.	Heavy - LA to tag in the field
PM	PRUNUS MARITIMA	BEACH PLUM	3	5 Gal	Cont.		At 48" O.C.	Heavy - LA to tag in the field
RR	ROSA RUGOSA	BEACH ROSE	5	5 Gal	Cont.		At 36" O.C.	Heavy - LA to tag in the field
VC	VACCINIUM CORYMBOSUM	HIGHBUSH BLUEBERRY	5	3 Gal	Cont.		At 24" O.C.	Heavy - LA to tag in the field

GRASSES

SYM	BOTANICAL NAME	COMMON NAME	QTY	SIZE	ROOT		SPACING	CHARACTERISTICS / NOTES
AB	AMMOPHILA BREVILIGULATA	AMERICAN BEACH GRASS	110	2" Cal	Cont.		At 18" O.C.	
AV	ANDROPOGON VIRGINICUS	BROOMSEDGE	30	2" Cal	Cont.		At 12" O.C.	
CM	CAREX MORROWII 'LANCE'	JAPANESE SEDGE	100	2" Cal	Cont.		At 18" O.C.	
CP	CAREX PENNSYLVANICA	PENNSYLVANIA SEDGE	80	2" Cal	Cont.		At 12" O.C.	
DI	DESCHAMPSIA FLEXUOSA	COMMON HAIR GRASS	10	2" Cal	Cont.		At 12" O.C.	
LS	LIMONIUM SPECTABILIS	PURPLE LOVE GRASS	25	2" Cal	Cont.		At 12" O.C.	
PV	PANICUM VIRGATUM 'PRAIRIE SKY'	SWITCH GRASS	tbd	2" Cal	Cont.		At 18" O.C.	
SA	SORGHASTRUM AVENACEUS	AUTUMN MOORGRASS	25	2" Cal	Cont.		At 12" O.C.	
SN	SORGHASTRUM NUTANS	INDIAN GRASS	40	2" Cal	Cont.		At 18" O.C.	
SS	SCHIZACHYRIUM SCOPARIUM	LITTLE BLUESTEM	105	2" Cal	Cont.		At 18" O.C.	

PERENNIALS

SYM	BOTANICAL NAME	COMMON NAME	QTY	SIZE	ROOT		SPACING	CHARACTERISTICS / NOTES
AS	ASCLEPIAS SYRIACA	COMMON MILKWEED	90	2" Cal	Cont.		At 18" O.C.	
AT	ASCLEPIAS TUBEROSA	BUTTERFLY MILKWEED	115	2" Cal	Cont.		At 18" O.C.	
IRV	IRIS VERSICOLOR	BLUE FLAG IRIS	25	2" Cal	Cont.		At 18" O.C.	
JE	JUNCUS EFFUSUS SPIRALIS	CORKSCREW RUSH	50	2" Cal	Cont.		At 18" O.C.	
LI	LAVANDULA X INTERMEDIA	LAVENDER	90	2" Cal	Cont.		At 18" O.C.	
LS	LIATRIS SPICATA	BLAZING STAR	120	2" Cal	Cont.		At 18" O.C.	
MS	MARITHEMUM STELLATUM	'STARSHINE' OCEANSPRAY	20	2" Cal	Cont.		At 18" O.C.	
SC	SOLIDAGO CANADENSIS	COMMON GOLDENROD	80	2" Cal	Cont.		At 18" O.C.	
SF	SOLIDAGO SEMPERVIRENS	'SEASIDE' GOLDENROD	90	2" Cal	Cont.		At 18" O.C.	
SNA	SYMPHYOTRICHUM NOVAE-ANGLIAE	NEW YORK ASTER	10	2" Cal	Cont.		At 18" O.C.	
SNC	SALVIA NEMOROSA 'CARADONNA'	PURPLE SALVIA	40	2" Cal	Cont.		At 18" O.C.	

01 PLANTING SCHEDULE

NTS

LEGEND

- ZONING LOT LINE
- LARGE SCALE BOUNDARY
- PROPERTY LINE / TAX LOT LINE
- PAA BOUNDARY (21,375 SF)
- PROPOSED MAXIMUM BUILDING ENVELOPE
- EASEMENT BOUNDARY (6,012 SF)
- NYC DOT STANDARD SIDEWALK
- PRECAST HEX PAVING - SEE L-401
- PLANTING AREA
- PROPOSED BUILDING
- NYC DOT STANDARD CURBCUT
- CATENARY LED DOWNLIGHT - SEE L-500 (QTY: 6)
- POLE MOUNTED ADJUSTABLE LED - SEE L-500 (QTY: 9)
- WALL MOUNTED LED LANTERN W/ SHADE AND DOWNWARD DISTRIBUTION - SEE L-500 (QTY: 25)
- BIKE RACK - SEE L-600 (QTY: 3)
- RECYCLING AND TRASH RECEPTACLES - SEE L-600 (QTY: 6 SETS)
- TIMBER BENCH WITH BACK - SEE L-300 (QTY: 12)
- PLANTER WITH SEATING - SEE L-300 (QTY: 9)
- PLANTER WITH SEATING AND BACKREST - SEE L-300 (QTY: 8)
- 18" HIGH TIMBER DECK - SEE L-300 (QTY: 1)
- CHILDRENS PLAY AREA- SEE L-600 (QTY: 1 TIMBER TOWER W/ NET AND SLIDE, 1 RUBBER MOUND, 30 TIMBER STEPPERS, 2 BALANCE BEAM LOGS)
- TREE GRATE - SEE L-400
- CANOPY TREE - SEE L-200 (QTY: 29)
- SMALL TREE - SEE L-200 (QTY: 23)
- P-F PAA SIGN - FREE STANDING - SEE L-600 (QTY: 2)
- P-W PAA SIGN - WALL MOUNTED - SEE L-600 (QTY: 2)
- DIMENSION LINE

NOTES

1. APPLICANTS STAMP AND SEAL CORRESPONDS TO THE INFORMATION REGARDING THE DEVELOPMENT SITE, ZONING LOT, AND RELATED CURB CUTS. INFORMATION REGARDING THE SURROUNDING PROPERTIES IS FOR ILLUSTRATIVE PURPOSES ONLY.

2. STREET TREE LOCATIONS SUBJECT TO DEPARTMENT OF PARKS AND RECREATION APPROVAL, INCLUDING TREES PROVIDED ALONG PRIVATE STREETS.

3. REFER TO ARCHITECTURE DRAWINGS FOR ARCHITECTURAL DETAILS.

4. ALL PUBLIC STREET IMPROVEMENTS SUBJECT TO DEPARTMENT OF TRANSPORTATION APPROVAL.

5. ENTRANCES TO CERTAIN USES REQUIRING FDNY CLEARANCE PER NYC FIRE CODE TO PROVIDE 30' BY 30' CLEAR PATH FOR FDNY ACCESS.

6. NO OBSTRUCTIONS PERMITTED WITHIN EASEMENT AREA.

SCALE & NORTH ARROW

0' 10' 20'

N

KEY PLAN

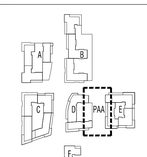

APPROVAL

CITY PLANNING COMMISSION
120 BROADWAY, 31ST FLOOR, NEW YORK, NY 10271

SPECIAL PERMIT
C 190366 ZSQ
ZR 74-743(a)(2)

CPC APPROVED: 09/25/2019 (CAL. No. 26)
CC APPROVED: 11/14/2019 (RES. No. 1167)

EFFECTIVE DATE: 11/14/2019

SUBJECT TO VERIFICATION BY THE DEPARTMENT OF BUILDINGS FOR COMPLIANCE WITH ALL APPLICABLE PROVISIONS OF THE ZONING RESOLUTION OF THE CITY OF NEW YORK

DEPARTMENT OF BUILDINGS COPY

PROPOSED NEW DEVELOPMENT FOR:

51-15 BEACH CHANNEL DRIVE

QUEENS, NY 11691

BLOCK: 15843, 15842, & 15857 LOT: 1, 1, & 1

ARCHITECT:
AUFGANG ARCHITECTS LLC
74 LAFAYETTE AVENUE
SUFFERN, NY
INFO@AUFGANG.COM 845.368.0004

AUFGANG ARCHITECTS

DEVELOPER:
PENINSULA ROCKAWAY LP
c/o THE ARKER COMPANIES
1044 NORTHERN BOULEVARD,
2ND FLOOR
ROSLYN, NY, 11576

STRUCTURAL ENGINEER:
BROOKER ENGINEERING, PLLC
74 LAFAYETTE AVENUE,
SUFFERN, N.Y. 10901
TEL: 845.357.4411

MEP ENGINEER:
ETTINGER ENGINEERING ASSOCIATES
CONSULTING ENGINEERS
305 EIGHTH AVE.,
NEW YORK, N.Y. 10001
TEL: 212.244.2410

CIVIL / SITE ENGINEER:
LANGAN ENGINEERING & ENVIRONMENTAL SERVICES
360 WEST 31ST STREET,
8TH FLOOR
NEW YORK, N.Y. 10001
TEL: 212.479.5400

LANDSCAPE ARCHITECT:
TERRAIN-NYC LANDSCAPE ARCHITECTURE PC
203 LAFAYETTE STREET,
NEW YORK, N.Y. 10012
TEL: 212-537-6080

LIGHTING CONSULTANT:
PHT LIGHTING DESIGN INC.
350 SEVENTH AVENUE,
NEW YORK, N.Y. 10001
TEL: 917-525-5669

DATE	SUBMISSIONS / REVISIONS
05-06-19	REVISED ULURP FILING SET
04-22-19	REVISED ULURP FILING SET

SHEET TITLE:

PEDESTRIAN PLAZA PLANTING PLAN

THIS DRAWING IS AN INSTRUMENT OF SERVICE AND SHALL REMAIN THE PROPERTY OF AUFGANG ARCHITECTS LLC., WHETHER THE PROJECT FOR WHICH IT IS PREPARED IS EXECUTED OR NOT. DRAWING SHALL NOT BE USED BY THE OWNER OR OTHERS ON OTHER PROJECTS, FOR ADDITIONS TO THIS PROJECT OR FOR COMPLETION OF THIS PROJECT BY OTHERS (EXCEPT BY AGREEMENT IN WRITING WITH AUFGANG ARCHITECTS LLC). SUBMISSION OR DISTRIBUTION TO MEET OFFICIAL REGULATORY REQUIREMENTS OR FOR OTHER PURPOSES IN CONNECTION WITH THIS PROJECT IS NOT TO BE CONSTRUED AS PUBLICATION IN DEROGATION OF THE RIGHTS OF AUFGANG ARCHITECTS LLC. OR OTHERWISE. ANY PUBLICATION BY ANY METHOD IN WHOLE OR IN PART IS PROHIBITED. TITLE TO THIS DRAWING REMAINS TO AUFGANG ARCHITECTS LLC. WITHOUT PREJUDICE.

SEAL & SIGNATURE

REGISTERED LANDSCAPE ARCHITECT STEVEN M. TERRAIN LICENSE NO. 001900 STATE OF NEW YORK

ISSUE DATE:	12-05-17
PROJECT NO:	#1632
DRAWN BY:	BG
CHECKED BY:	ST
SCALE:	AS NOTED
SHEET NO:	2 OF 14
DRAWING NO:	L-200
NYC DOB NUMBER:	

PROPOSED NEW
DEVELOPMENT FOR:

51-15 BEACH CHANNEL DRIVE

QUEENS, NY 11691

BLOCK: 15843, 15842, & 15857 LOT: 1, 1, & 1

ARCHITECT:

AUFGANG ARCHITECTS LLC
74 LAFAYETTE AVENUE
SUFFERN, NY
INFO@AUFGANG.COM 845.368.0004

AUFGANG ARCHITECTS

DEVELOPER:

PENINSULA ROCKAWAY LP
c/o THE ARKER COMPANIES
1044 NORTHERN BOULEVARD,
2ND FLOOR
ROSLYN, NY, 11576

STRUCTURAL ENGINEER:

BROOKER ENGINEERING, PLLC
74 LAFAYETTE AVENUE,
SUFFERN, N.Y. 10901
TEL: 845.357.4411

MEP ENGINEER:

ETTINGER ENGINEERING
ASSOCIATES
CONSULTING ENGINEERS
505 EIGHTH AVE.,
NEW YORK, N.Y. 10001
TEL: 212.244.2410

CIVIL / SITE ENGINEER:

LANGAN ENGINEERING &
ENVIRONMENTAL SERVICES
360 WEST 31ST STREET,
8TH FLOOR
NEW YORK, N.Y. 10001
TEL: 212.479.5400

LANDSCAPE ARCHITECT:

TERRAIN-NYC LANDSCAPE
ARCHITECTURE PC,
203 LAFAYETTE STREET,
NEW YORK, N.Y. 10012
TEL: 212-537-6080

LIGHTING CONSULTANT:

PHT LIGHTING DESIGN INC.,
330 SEVENTH AVENUE,
NEW YORK, N.Y. 10001
TEL: 917-525-5669

B-3 EVERGREEN TREE PLANTING ON GRADE
1/4"=1'-0"

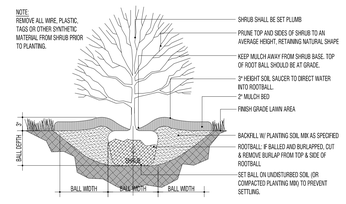

B-2 SHRUB PLANTING ON GRADE
1"=1'-0"

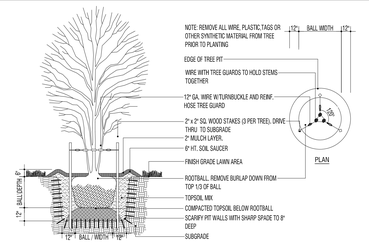

A-2 MULTISTEM TREE PLANTING ON GRADE
1/4"=1'-0"

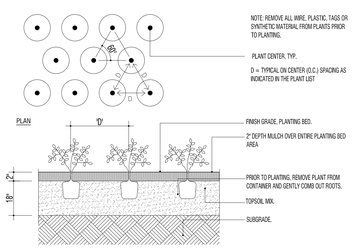

B-1 PERENNNIAL & GROUNDCOVER PLANTING ON GRADE
1"=1'-0"

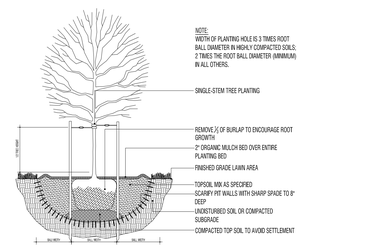

A-1 SINGLE STEM TREE PLANTING ON GRADE
1/4"=1'-0"

APPROVAL

CITY PLANNING COMMISSION
120 BROADWAY, 31ST FLOOR, NEW YORK, NY 10271

SPECIAL PERMIT
C 190366 ZSQ
ZR 74-743(a)(2)

CPC APPROVED: 09/25/2019 (CAL. No. 26)
CC APPROVED: 11/14/2019 (RES. No. 1167)

EFFECTIVE DATE: 11/14/2019

SUBJECT TO VERIFICATION BY THE DEPARTMENT OF BUILDINGS FOR COMPLIANCE WITH ALL APPLICABLE PROVISIONS OF THE ZONING RESOLUTION OF THE CITY OF NEW YORK
DEPARTMENT OF BUILDINGS COPY

05-06-19	REVISED ULURP FILING SET
04-22-19	REVISED ULURP FILING SET
DATE	SUBMISSIONS / REVISIONS

SHEET TITLE:

PEDESTRIAN PLAZA PLANTING DETAILS

THE DRAWING IS AN INSTRUMENT OF SERVICE AND SHALL REMAIN THE PROPERTY OF AUFGANG ARCHITECTS LLC., WHETHER THE PROJECT FOR WHICH IT IS PREPARED IS EXECUTED. THE DRAWING SHALL NOT BE USED BY THE OWNER OR OTHERS ON OTHER PROJECTS, FOR ADDITIONS TO THIS PROJECT OR FOR COMPLETION OF THIS PROJECT BY OTHERS EXCEPT BY AGREEMENT IN WRITING AND WITH APPROPRIATE COMPENSATION. SUBMISSION OR DISTRIBUTION TO MEET OFFICIAL REGULATORY REQUIREMENTS OR FOR OTHER PURPOSES IN CONNECTION WITH THIS PROJECT IS NOT TO BE CONSTRUED AS PUBLICATION IN DEROGATION OF THE RIGHTS OF AUFGANG ARCHITECTS LLC., OR OTHER COMBINED PUBLICATION BY ANY METHOD IN WHOLE OR IN PART IS PROHIBITED. TITLE TO THIS DRAWING BECOMES TO AUFGANG ARCHITECTS LLC., WITHOUT PREJUDICE.

SEAL & SIGNATURE

REGISTERED LANDSCAPE ARCHITECT
STEVEN A. TYLER
No. 001140
STATE OF NEW YORK

ISSUE DATE: 12-05-17
PROJECT NO: # 1632
DRAWN BY: BG
CHECKED BY: ST
SCALE: AS NOTED
SHEET NO: 3 OF 14
DRAWING NO: L-201
NYC DOB NUMBER:

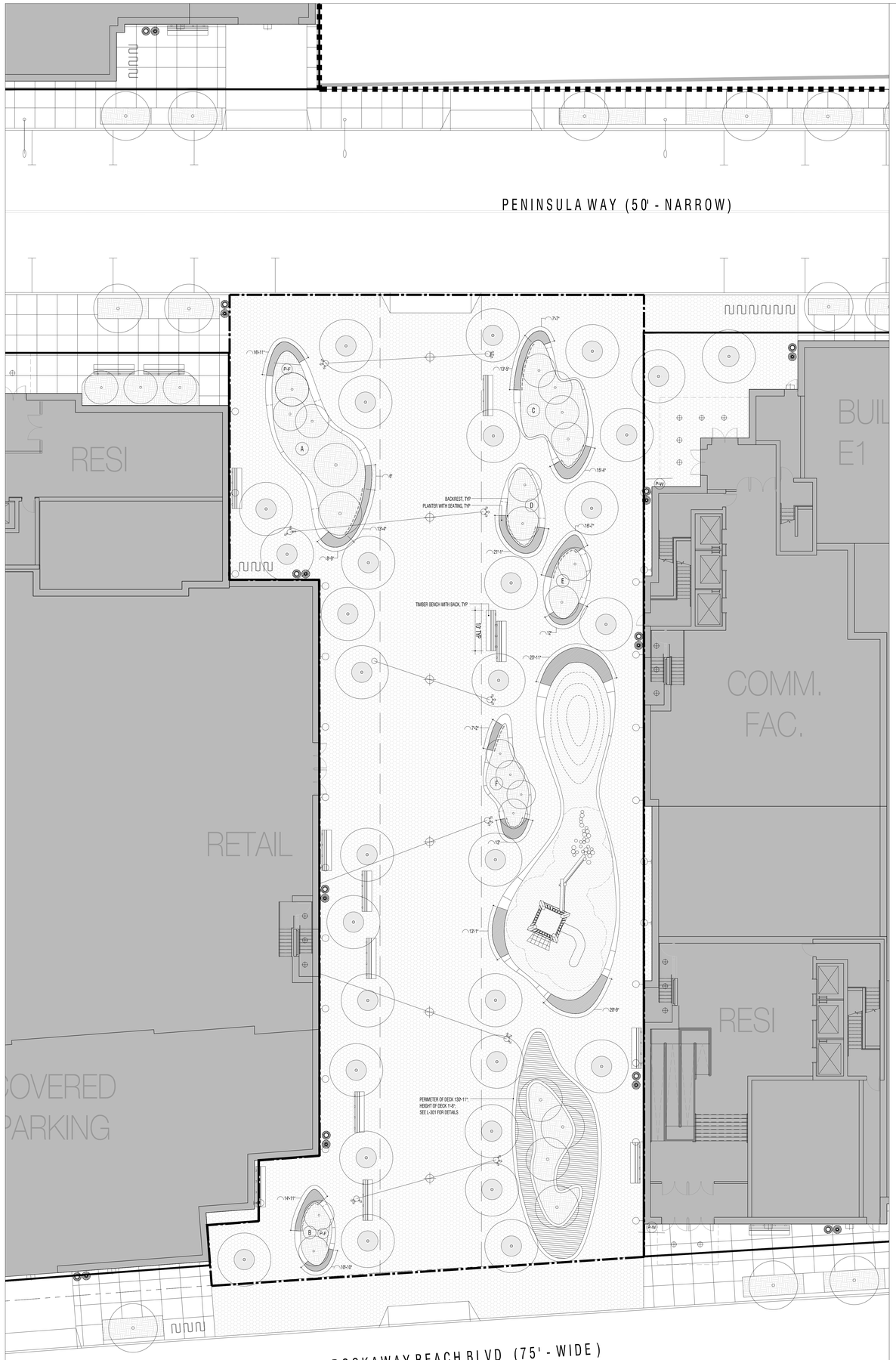

02 PEDESTRIAN PLAZA SEATING PLAN
1"=10'

SYMBOL	TYPE	QUANTITY
	10' TIMBER BENCH WITH BACK - SEE L-301	12 (120 LF)
	PLANTER WITH SEATING - SEE L-302	6 (121'-10" LF)
	PLANTER WITH SEATING AND BACKREST - SEE L-302	8 (114'-10" LF)
	18" HIGH TIMBER DECK - SEE L-301	1 (130'-11" LF)

01 PEDESTRIAN PLAZA SEATING SCHEDULE
NTS

LEGEND

- ZONING LOT LINE
- LARGE SCALE BOUNDARY
- PROPERTY LINE / TAX LOT LINE
- PAA BOUNDARY (21,375 SF)
- PROPOSED MAXIMUM BUILDING ENVELOPE
- EASEMENT BOUNDARY (6,012 SF)
- NYC DOT STANDARD SIDEWALK
- PRECAST HEX PAVING - SEE L-401
- PLANTING AREA
- PROPOSED BUILDING
- NYC DOT STANDARD CURBCUT
- CATENARY LED DOWNLIGHT - SEE L-500 (QTY: 6)
- POLE MOUNTED ADJUSTABLE LED - SEE L-500 (QTY: 9)
- WALL MOUNTED LED LANTERN W/ SHADE AND DOWNWARD DISTRIBUTION - SEE L-500 (QTY: 25)
- BIKE RACK - SEE L-500 (QTY: 3)
- RECYCLING AND TRASH RECEPTACLES - SEE L-500 (QTY: 6 SETS)
- TIMBER BENCH WITH BACK - SEE L-300 (QTY: 12)
- PLANTER WITH SEATING - SEE L-300 (QTY: 9)
- PLANTER WITH SEATING AND BACKREST - SEE L-300 (QTY: 8)
- 18" HIGH TIMBER DECK - SEE L-300 (QTY: 1)
- CHILDRENS PLAY AREA- SEE L-600 (QTY: 1 TIMBER TOWER W/ NET AND SLIDE, 1 RUBBER MOUND, 30 TIMBER STEPPERS, 2 BALANCE BEAM LOGS)
- TREE GRATE - SEE L-400
- CANOPY TREE - SEE L-200 (QTY: 29)
- SMALL TREE - SEE L-200 (QTY: 23)
- P-F PAA SIGN - FREE STANDING - SEE L-600 (QTY: 2)
- P-W PAA SIGN - WALL MOUNTED - SEE L-600 (QTY: 7)
- X'-0" X'-0" DIMENSION LINE

NOTES

1. APPLICANT'S STAMP AND SEAL CORRESPONDS TO THE INFORMATION REGARDING THE DEVELOPMENT SITE, ZONING LOT, AND RELATED CURB CUTS. INFORMATION REGARDING THE SURROUNDING PROPERTIES IS FOR ILLUSTRATIVE PURPOSES ONLY.

2. STREET TREE LOCATIONS SUBJECT TO DEPARTMENT OF PARKS AND RECREATION APPROVAL, INCLUDING TREES PROVIDED ALONG PRIVATE STREETS.

3. REFER TO ARCHITECTURE DRAWINGS FOR ARCHITECTURAL DETAILS.

4. ALL PUBLIC STREET IMPROVEMENTS SUBJECT TO DEPARTMENT OF TRANSPORTATION APPROVAL.

5. ENTRANCES TO CERTAIN USES REQUIRING FDNY CLEARANCE PER NYC FIRE CODE TO PROVIDE 30' BY 30' CLEAR PATH FOR FDNY ACCESS.

6. NO OBSTRUCTIONS PERMITTED WITHIN EASEMENT AREA.

SCALE & NORTH ARROW

0' 10' 20'

KEY PLAN

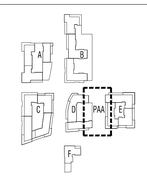

APPROVAL

CITY PLANNING COMMISSION
120 BROADWAY, 31ST FLOOR, NEW YORK, NY 10271

SPECIAL PERMIT
C 190366 ZSQ
ZR 74-743(a)(2)

CPC APPROVED: 09/25/2019 (CAL. No. 26)
CC APPROVED: 11/14/2019 (RES. No. 1167)

EFFECTIVE DATE: 11/14/2019

SUBJECT TO VERIFICATION BY THE DEPARTMENT OF BUILDINGS FOR COMPLIANCE WITH ALL APPLICABLE PROVISIONS OF THE ZONING RESOLUTION OF THE CITY OF NEW YORK
DEPARTMENT OF BUILDINGS COPY

PROPOSED NEW DEVELOPMENT FOR:

51-15 BEACH CHANNEL DRIVE

QUEENS, NY 11691

BLOCK: 15843, 15842, & 15857 LOT: 1, 1, & 1

ARCHITECT:
AUFGANG ARCHITECTS LLC
74 LAFAYETTE AVENUE
SUFFERN, NY
INFO@AUFGANG.COM 845.368.0004

AUFGANG ARCHITECTS

DEVELOPER:
PENINSULA ROCKAWAY LP
c/o THE ARKER COMPANIES
1044 NORTHERN BOULEVARD,
2ND FLOOR
ROSLYN, NY, 11576

STRUCTURAL ENGINEER:
BROOKER ENGINEERING, PLLC
74 LAFAYETTE AVENUE,
SUFFERN, N.Y. 10901
TEL: 845.357.4411

MEP ENGINEER:
ETTINGER ENGINEERING ASSOCIATES
CONSULTING ENGINEERS
305 EIGHTH AVE.,
NEW YORK, N.Y. 10001
TEL: 212.244.2410

CIVIL / SITE ENGINEER:
LANGAN ENGINEERING & ENVIRONMENTAL SERVICES
360 WEST 31ST STREET,
8TH FLOOR
NEW YORK, N.Y. 10001
TEL: 212.479.5400

LANDSCAPE ARCHITECT:
TERRAIN-NYC LANDSCAPE ARCHITECTURE PC
203 LAFAYETTE STREET,
NEW YORK, N.Y. 10012
TEL: 212-537-6080

LIGHTING CONSULTANT:
PHT LIGHTING DESIGN INC.
350 SEVENTH AVENUE,
NEW YORK, N.Y. 10001
TEL: 917-525-5669

DATE	SUBMISSIONS / REVISIONS
05-06-19	REVISED ULURP FILING SET
04-22-19	REVISED ULURP FILING SET

SHEET TITLE:

PEDESTRIAN PLAZA SEATING PLAN

THE DRAWING IS AN INSTRUMENT OF SERVICE PREPARED BY AUFGANG ARCHITECTS LLC. AUFGANG ARCHITECTS LLC. WHETHER THE PROJECT FOR WHICH IT IS MADE IS EXECUTED OR NOT. THE DRAWING IS NOT TO BE USED FOR EXTENSIONS OR CHANGES ON OTHER PROJECTS, FOR ADDITIONS TO THE PROJECT OR FOR COMPLETION OF THE PROJECT BY OTHERS, EXCEPT BY AGREEMENT IN WRITING WITH AUFGANG ARCHITECTS LLC. SUBMISSION OR DISTRIBUTION TO MEET OFFICIAL REGULATORY REQUIREMENTS OR FOR OTHER PURPOSES IN CONNECTION WITH THE PROJECT IS NOT TO BE CONSTRUED AS PUBLICATION IN DEROGATION OF THE RIGHTS OF AUFGANG ARCHITECTS LLC. REPRODUCTION OR PUBLICATION OF THE DRAWING, IN WHOLE OR IN PART, IS PROHIBITED. TITLE TO THIS DRAWING, BEUNDER TO AUFGANG ARCHITECTS LLC. WITHOUT PREJUDICE.

SEAL & SIGNATURE

REGISTERED LANDSCAPE ARCHITECT
STEVEN B. TYLER
No. 001174
STATE OF NEW YORK

ISSUE DATE: 12-05-17	PROJECT NO: #1532
DRAWN BY: BG	CHECKED BY: ST
SCALE: AS NOTED	SHEET NO: 4 OF 14
DRAWING NO: L-300	

NYC DOB NUMBER:

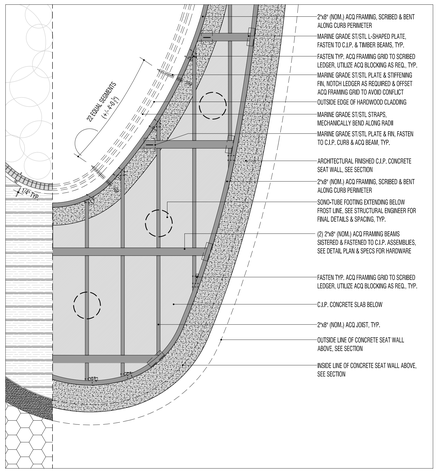

C-3 TIMBER DECK DETAIL PLAN
1/2"=1'-0"

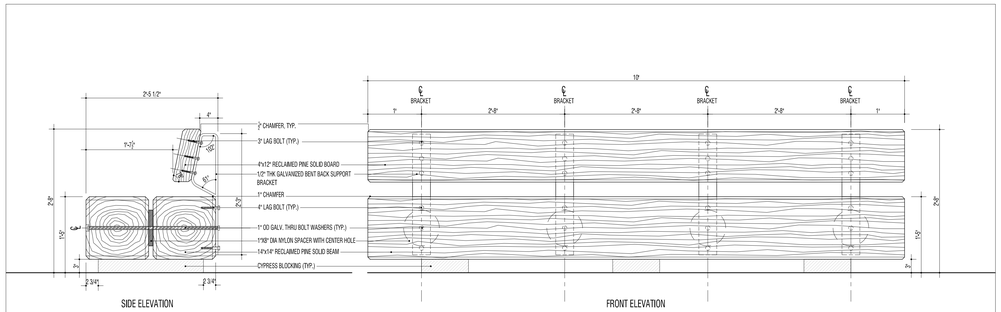

B-3 TIMBER BENCH - SIDE & FRONT ELEVATIONS
1"=1'-0"

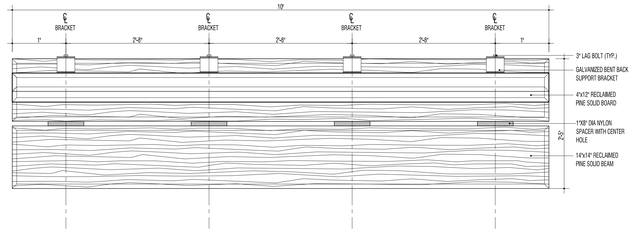

B-2 TIMBER BENCH - PLAN
1"=1'-0"

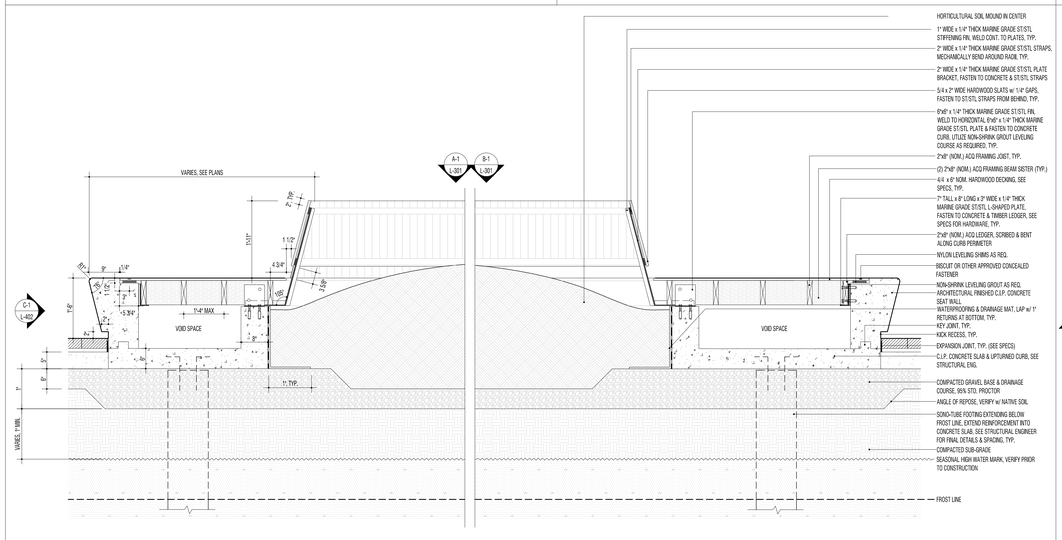

C-2 TIMBER DECK, TYPICAL SECTION
3/4" = 1'-0"

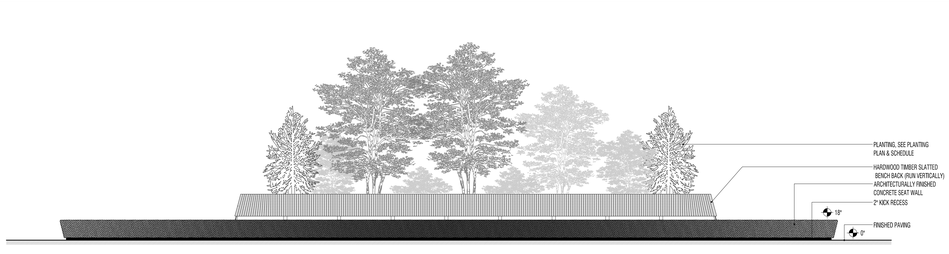

C-1 TIMBER DECK ELEVATION
1/4"=1'-0"

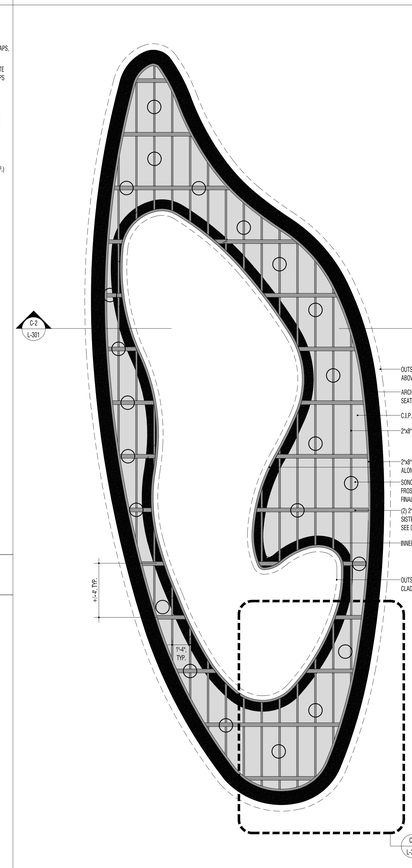

B-1 TIMBER DECK FRAMING PLAN
1/4"=1'-0"

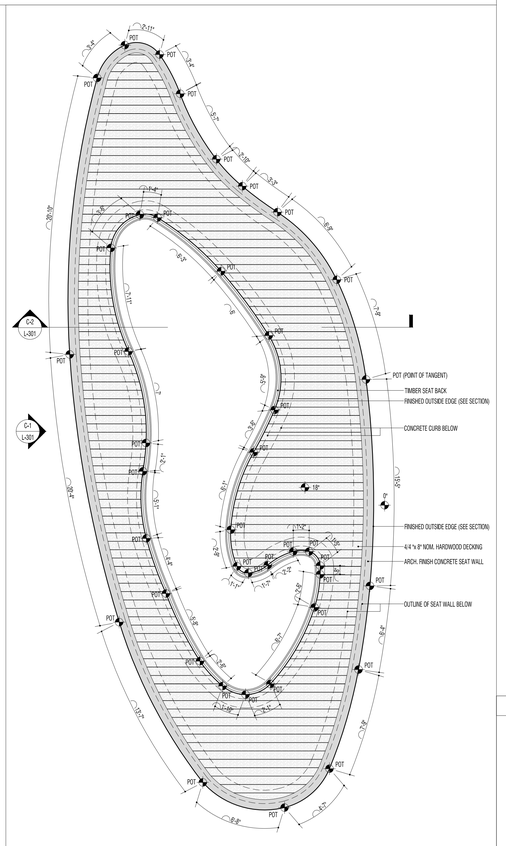
C-2 / L-301
C-1 / L-301
POT
POT (POINT OF TANGENT)
TIMBER SEAT BACK
FINISHED OUTSIDE EDGE (SEE SECTION)
CONCRETE CURB BELOW
FINISHED OUTSIDE EDGE (SEE SECTION)
4/4 x 8" NOM. HARDWOOD DECKING
ARCH, FINISH CONCRETE SEAT WALL
OUTLINE OF SEAT WALL BELOW
18"
2'-11"
2'-0"
2'-0"
2'-0

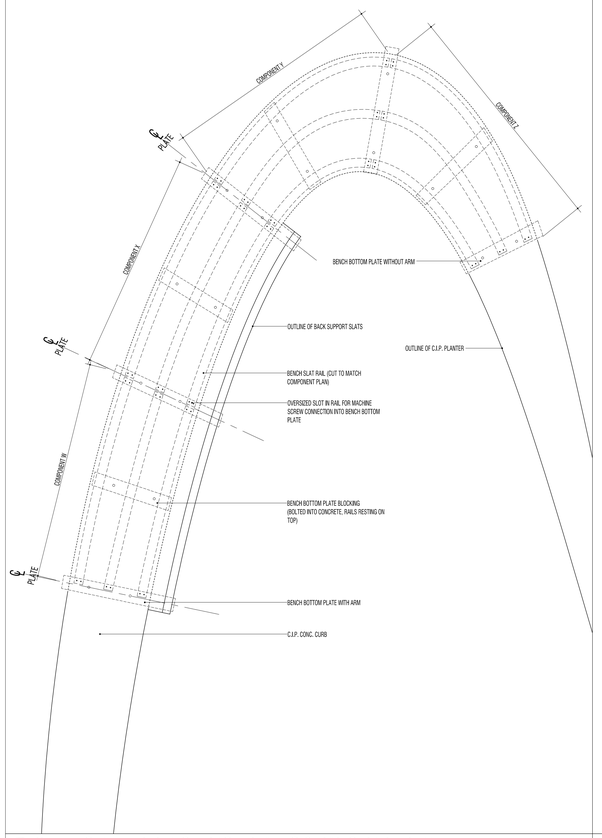

D-2 SLATTED BENCH BASE PLATES & RAILS PART PLAN
1"=1'-0"

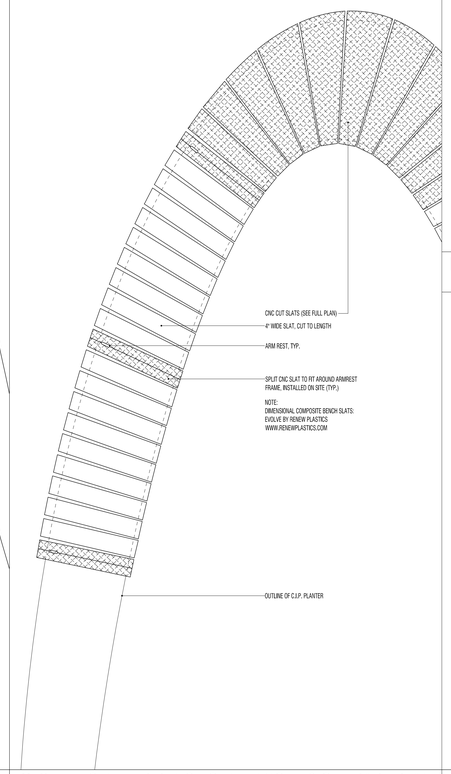

C-3 SLATTED BENCH SLAT LAYOUT & CUT PART PLAN
1"=1'-0"

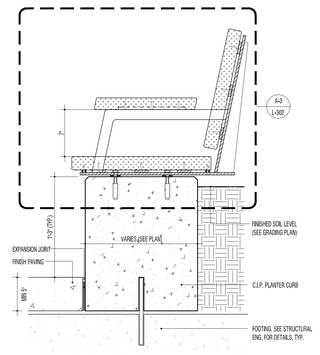

B-3 SLATTED BENCH @ CURB TYPE A W/ ARMS
1 1/2"=1'-0"

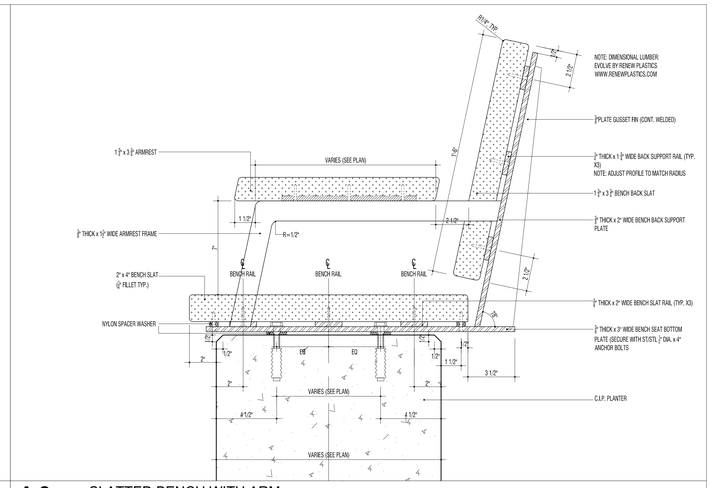

A-3 SLATTED BENCH WITH ARM
3"=1'-0"

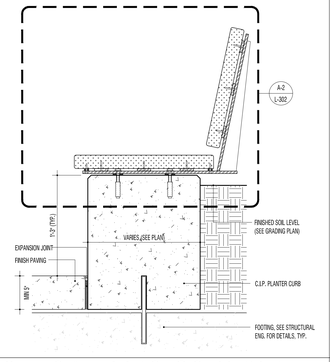

B-2 SLATTED BENCH @ CURB TYPE A W/O ARMS
1 1/2"=1'-0"

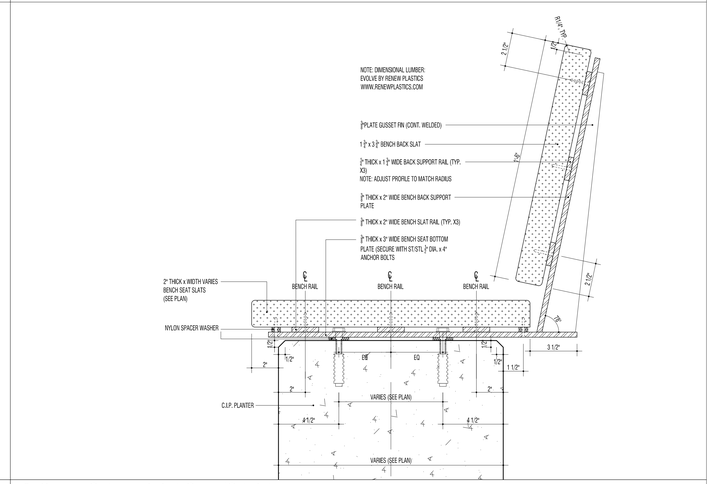

A-2 SLATTED BENCH W/O ARM
3"=1'-0"

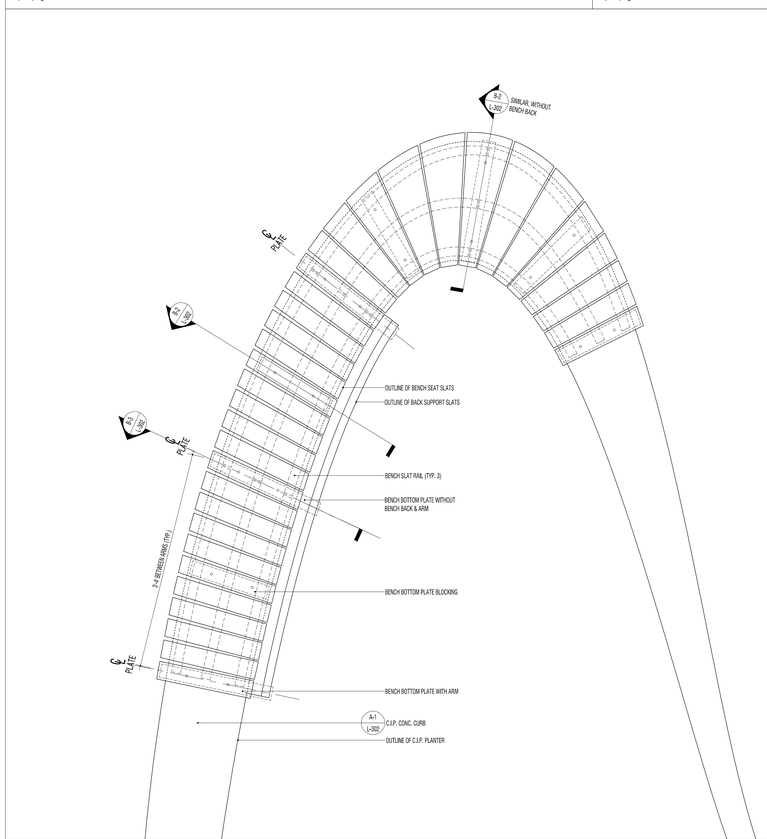

D-1 TYPICAL SLATTED BENCH PART PLAN
1"=1'-0"



C-2 ELEVATION OF PLANTER ASSEMBLY - TYPICAL
1/2"=1'-0"

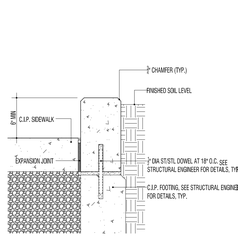

C-1 SECTION C.I.P PLANTER CURB TYPE C
1 1/2"=1'-0"

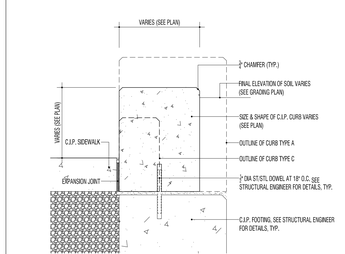

B-1 SECTION C.I.P PLANTER CURB TYPE B
1 1/2"=1'-0"

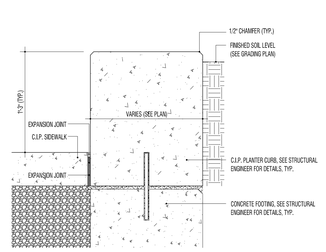

A-1 SECTION C.I.P PLANTER CURB TYPE A
1 1/2"=1'-0"

APPROVAL

CITY PLANNING COMMISSION
120 BROADWAY, 31ST FLOOR, NEW YORK, NY 10271

SPECIAL PERMIT
C 190366 ZSQ
ZR 74-743(a)(2)

CPC APPROVED: 09/25/2019 (CAL. No. 26)
CC APPROVED: 11/14/2019 (RES. No. 1167)

EFFECTIVE DATE: 11/14/2019

SUBJECT TO VERIFICATION BY THE DEPARTMENT OF BUILDINGS FOR COMPLIANCE WITH ALL APPLICABLE PROVISIONS OF THE ZONING RESOLUTION OF THE CITY OF NEW YORK
DEPARTMENT OF BUILDINGS COPY

PROPOSED NEW DEVELOPMENT FOR:

51-15 BEACH CHANNEL DRIVE

QUEENS, NY 11691

BLOCK: 15843, 15842, & 15857 LOT: 1, 1, & 1

ARCHITECT:
AUFGANG ARCHITECTS LLC
74 LAFAYETTE AVENUE
SUFFERN, NY
INFO@AUFGANG.COM 845.368.0004

AUFGANG ARCHITECTS

DEVELOPER:
PENINSULA ROCKAWAY LP
c/o THE ARKER COMPANIES
1044 NORTHERN BOULEVARD, 2ND FLOOR
ROSLYN, NY, 11576

STRUCTURAL ENGINEER:
BROOKER ENGINEERING, PLLC
74 LAFAYETTE AVENUE,
SUFFERN, N.Y. 10901
TEL: 845.357.4411

MEP ENGINEER:
ETTINGER ENGINEERING ASSOCIATES
CONSULTING ENGINEERS
355 EIGHTH AVE.,
NEW YORK, N.Y. 10001
TEL: 212.244.2410

CIVIL / SITE ENGINEER:
LANGAN ENGINEERING & ENVIRONMENTAL SERVICES
360 WEST 31ST STREET,
8TH FLOOR
NEW YORK, N.Y. 10001
TEL: 212.479.5400

LANDSCAPE ARCHITECT:
TERRAIN-NYC LANDSCAPE ARCHITECTURE PC
203 LAFAYETTE STREET,
NEW YORK, N.Y. 10012
TEL: 212-537-6080

LIGHTING CONSULTANT:
PHT LIGHTING DESIGN-PC,
350 SEVENTH AVENUE,
NEW YORK, N.Y. 10001
TEL: 917-525-5669

DATE	SUBMISSIONS / REVISIONS
05-06-19	REVISED ULURP FILING SET
04-22-19	REVISED ULURP FILING SET

SHEET TITLE:

PEDESTRIAN PLAZA SEATING DETAILS 2

THIS DRAWING IS AN INSTRUMENT OF SERVICE AND SHALL REMAIN THE PROPERTY OF AUFGANG ARCHITECTS LLC WHETHER THE PROJECT FOR WHICH IT IS MADE IS EXECUTED OR NOT. THE DRAWING SHALL NOT BE USED BY THE OWNER OR OTHERS ON OTHER PROJECTS OR EXTENSIONS TO THIS PROJECT OR FOR COMPLETION OF THIS PROJECT BY OTHERS EXCEPT BY AGREEMENT IN WRITING WITH AUFGANG ARCHITECTS LLC. SUBMISSION OR DISTRIBUTION TO MEET OFFICIAL REGULATORY REQUIREMENTS OR FOR OTHER PURPOSES IN CONNECTION WITH THE PROJECT IS NOT TO BE CONSTRUED AS PUBLICATION IN DEROGATION OF AUFGANG ARCHITECTS LLC. REPRODUCTION OR PUBLICATION BY ANY METHOD IN WHOLE OR IN PART IS PROHIBITED. TITLE TO THE DRAWING RESTRICTED TO AUFGANG ARCHITECTS LLC. WITHOUT PREJUDICE.

SEAL & SIGNATURE

LICENSED LANDSCAPE ARCHITECT — STEVEN B. COHEN — No. 000776 — STATE OF NEW YORK

ISSUE DATE: 12-05-17	PROJECT NO: # 1532
DRAWN BY: BG	CHECKED BY: ST
SCALE: AS NOTED	SHEET NO: 6 OF 14

DRAWING NO:
L-302

NYC DOB NUMBER:

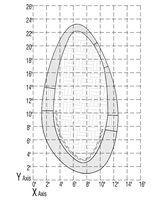

A-4 PLANTER D
1/8"=1'-0"



A-3 PLANTER C
1/8"=1'-0"

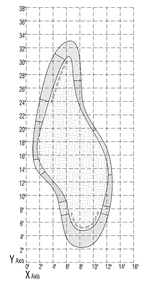

B-2 PLANTER F
1/8"=1'-0"



A-2 PLANTER B
1/8"=1'-0"

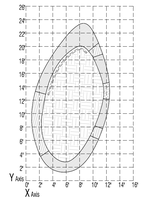

B-1 PLANTER E
1/8"=1'-0"

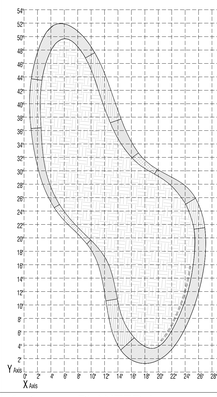

A-1 PLANTER A
1/8"=1'-0"

LEGEND

- B-2 / B-3 (L-302) — DIMENSIONAL COMPOSITE SEAT — ELEVATION 18"
- A-1 (L-302) — C.I.P. CONCRETE HIGH CURB — ELEVATION 15"
- B-1 (L-302) — C.I.P. CONCRETE TRANSITION CURB — ELEVATION VARIES
- C-1 (L-302) — C.I.P. CONCRETE LOW CURB — ELEVATION 6"

PLANTER NOTES:
1. SOIL AT INSIDE EDGE OF CURB TO BE 2" BELOW TOP OF CURB
2. PLANTERS TO BE IRRIGATED.

APPROVAL

CITY PLANNING COMMISSION
120 BROADWAY, 31ST FLOOR, NEW YORK, NY 10271

SPECIAL PERMIT
C 190366 ZSQ
ZR 74-743(a)(2)

CPC APPROVED: 09/25/2019 (CAL. No. 26)
CC APPROVED: 11/14/2019 (RES. No. 1167)

EFFECTIVE DATE: 11/14/2019

SUBJECT TO VERIFICATION BY THE DEPARTMENT OF BUILDINGS FOR COMPLIANCE WITH ALL APPLICABLE PROVISIONS OF THE ZONING RESOLUTION OF THE CITY OF NEW YORK.
DEPARTMENT OF BUILDINGS COPY

PROPOSED NEW DEVELOPMENT FOR:

51-15 BEACH CHANNEL DRIVE

QUEENS, NY 11691

BLOCK: 15843, 15842, & 15857 LOT: 1, 1, & 1

ARCHITECT:
AUFGANG ARCHITECTS LLC
74 LAFAYETTE AVENUE
SUFFERN, NY
INFO@AUFGANG.COM 845.368.0004

AUFGANG ARCHITECTS

DEVELOPER:
PENINSULA ROCKAWAY LP
c/o THE ARKER COMPANIES
1044 NORTHERN BOULEVARD,
2ND FLOOR
ROSLYN, NY, 11576

STRUCTURAL ENGINEER:
BROOKER ENGINEERING, PLLC
74 LAFAYETTE AVENUE,
SUFFERN, N.Y. 10901
TEL: 845.357.4411

MEP ENGINEER:
ETTINGER ENGINEERING ASSOCIATES
CONSULTING ENGINEERS
505 EIGHTH AVE.,
NEW YORK, N.Y. 10001
TEL: 212.244.2410

CIVIL / SITE ENGINEER:
LANGAN ENGINEERING & ENVIRONMENTAL SERVICES
360 WEST 31ST STREET,
8TH FLOOR
NEW YORK, N.Y. 10001
TEL: 212.479.5400

LANDSCAPE ARCHITECT:
TERRAIN-NYC LANDSCAPE ARCHITECTURE PC,
203 LAFAYETTE STREET,
NEW YORK, N.Y. 10012
TEL: 212-537-6080

LIGHTING CONSULTANT:
PHT LIGHTING DESIGN INC.,
330 SEVENTH AVENUE,
NEW YORK, N.Y. 10001
TEL: 917-525-5669

DATE	SUBMISSIONS / REVISIONS
05-06-19	REVISED ULURP FILING SET
04-22-19	REVISED ULURP FILING SET

SHEET TITLE:

PEDESTRIAN PLAZA SEATING PART PLANS

THE DRAWING IS AN INSTRUMENT OF SERVICE AND SHALL REMAIN THE PROPERTY OF AUFGANG ARCHITECTS LLC WHETHER THE PROJECT FOR WHICH IT IS MADE IS EXECUTED OR NOT. THE DRAWING SHALL NOT BE USED BY THE OWNER OR OTHERS ON OTHER PROJECTS, FOR ADDITIONS TO THIS PROJECT OR FOR COMPLETION OF THE PROJECT BY OTHERS, UNLESS WITH THE PRIOR WRITTEN WRITING WITH AUFGANG ARCHITECTS LLC. SUBMISSION OR DISTRIBUTION TO MEET OFFICIAL REGULATORY REQUIREMENTS OR FOR OTHER PURPOSES IN CONNECTION WITH THIS PROJECT IS NOT TO BE CONSTRUED AS PUBLICATION IN DEROGATION OF AUFGANG ARCHITECTS LLC. REPRODUCTION OR PUBLICATION BY ANY METHOD IN WHOLE OR IN PART IS PROHIBITED. TITLE TO THIS DRAWING BELONGS TO AUFGANG ARCHITECTS LLC. WITHOUT REVERSE

SEAL & SIGNATURE:



ISSUE DATE: 12-05-17
PROJECT NO: #1532
DRAWN BY: BG
CHECKED BY: ST
SCALE: AS NOTED
SHEET NO: 7 OF 14
DRAWING NO: L-303

NYC DOB NUMBER:

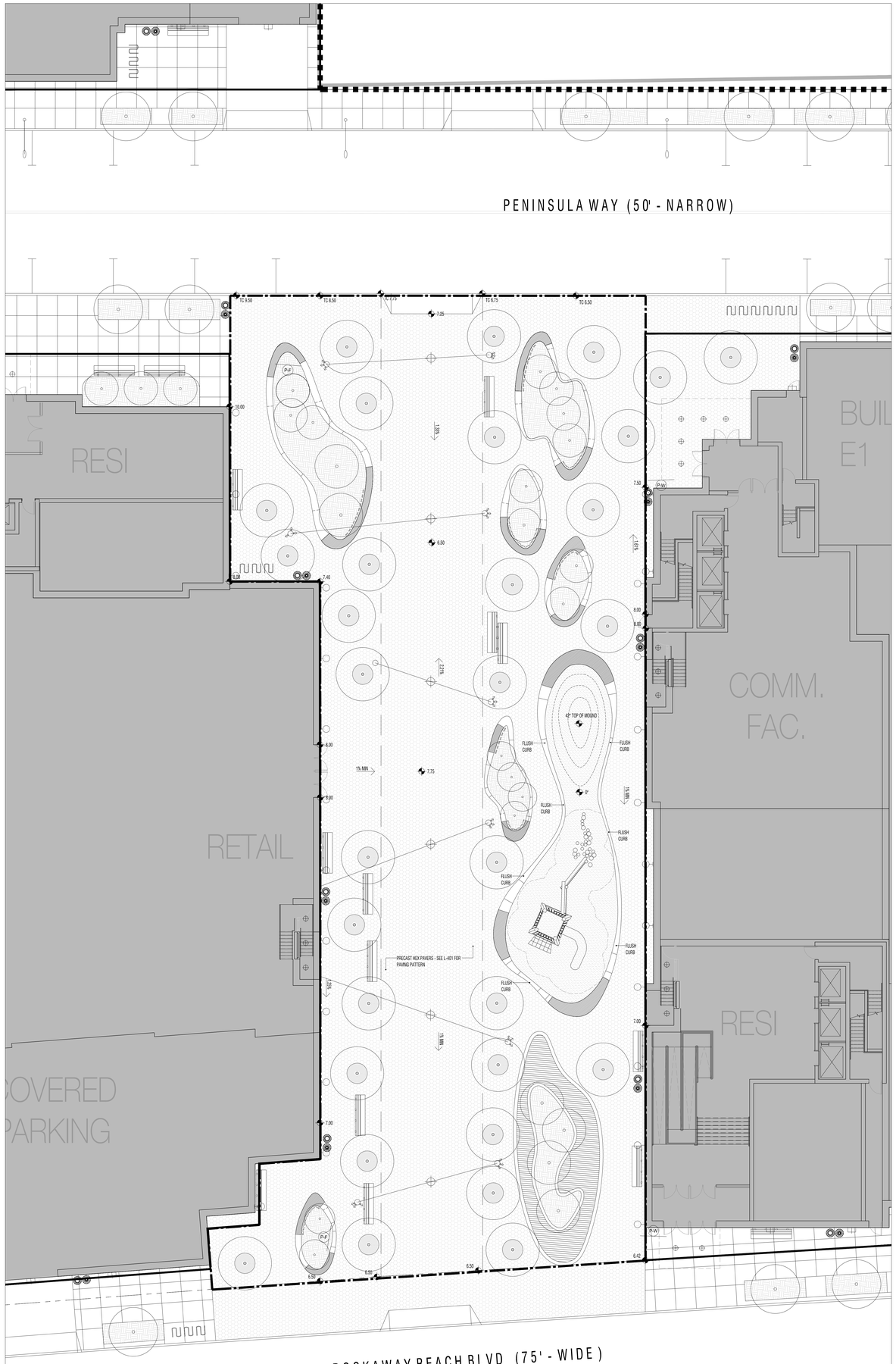

01 PEDESTRIAN PLAZA GRADING AND PAVING PLAN
1"=10'

LEGEND

- ZONING LOT LINE
- LARGE SCALE BOUNDARY
- PROPERTY LINE / TAX LOT LINE
- PAA BOUNDARY (21,375 SF)
- PROPOSED MAXIMUM BUILDING ENVELOPE
- EASEMENT BOUNDARY (6,012 SF)
- NYC DOT STANDARD SIDEWALK
- PRECAST HEX PAVING - SEE L-401
- PLANTING AREA
- PROPOSED BUILDING
- NYC DOT STANDARD CURBCUT
- CATENARY LED DOWNLIGHT - SEE L-500 (QTY: 8)
- POLE MOUNTED ADJUSTABLE LED - SEE L-500 (QTY: 9)
- WALL MOUNTED LED LANTERN W/ SHADE AND DOWNWARD DISTRIBUTION - SEE L-500 (QTY: 25)
- BIKE RACK - SEE L-600 (QTY: 3)
- RECYCLING AND TRASH RECEPTACLES - SEE L-600 (QTY: 6 SETS)
- TIMBER BENCH WITH BACK - SEE L-300 (QTY: 12)
- PLANTER WITH SEATING - SEE L-300 (QTY: 9)
- PLANTER WITH SEATING AND BACKREST - SEE L-300 (QTY: 8)
- 18" HIGH TIMBER DECK - SEE L-300 (QTY: 1)
- CHILDRENS PLAY AREA- SEE L-600 (QTY: 1 TIMBER TOWER W/ NET AND SLIDE, 1 RUBBER MOUND, 30 TIMBER STEPPERS, 2 BALANCE BEAM LOGS)
- TREE GRATE - SEE L-400
- CANOPY TREE - SEE L-200 (QTY: 29)
- SMALL TREE - SEE L-200 (QTY: 23)
- P-F PAA SIGN - FREE STANDING - SEE L-600 (QTY: 2)
- P-W PAA SIGN - WALL MOUNTED - SEE L-600 (QTY: 2)
- XXX.XX SPOT ELEVATION

NOTES

1. APPLICANT'S STAMP AND SEAL CORRESPONDS TO THE INFORMATION REGARDING THE DEVELOPMENT SITE, ZONING LOT, AND RELATED CURB CUTS. INFORMATION REGARDING THE SURROUNDING PROPERTIES IS FOR ILLUSTRATIVE PURPOSES ONLY.

2. STREET TREE LOCATIONS SUBJECT TO DEPARTMENT OF PARKS AND RECREATION APPROVAL, INCLUDING TREES PROVIDED ALONG PRIVATE STREETS.

3. REFER TO ARCHITECTURE DRAWINGS FOR ARCHITECTURAL DETAILS.

4. ALL PUBLIC STREET IMPROVEMENTS SUBJECT TO DEPARTMENT OF TRANSPORTATION APPROVAL.

5. ENTRANCES TO CERTAIN USES REQUIRING FDNY CLEARANCE PER NYC FIRE CODE TO PROVIDE 30' BY 30' CLEAR PATH FOR FDNY ACCESS.

6. NO OBSTRUCTIONS PERMITTED WITHIN EASEMENT AREA.

SCALE & NORTH ARROW

0' 10' 20'

N

KEY PLAN

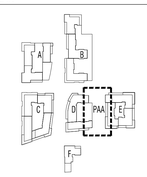

APPROVAL

CITY PLANNING COMMISSION
120 BROADWAY, 31ST FLOOR, NEW YORK, NY 10271

SPECIAL PERMIT
C 190366 ZSQ
ZR 74-743(a)(2)

CPC APPROVED: 09/25/2019 (CAL. No. 26)
CC APPROVED: 11/14/2019 (RES. No. 1167)

EFFECTIVE DATE: 11/14/2019

SUBJECT TO VERIFICATION BY THE DEPARTMENT OF BUILDINGS FOR COMPLIANCE WITH ALL APPLICABLE PROVISIONS OF THE ZONING RESOLUTION OF THE CITY OF NEW YORK

DEPARTMENT OF BUILDINGS COPY

PROPOSED NEW DEVELOPMENT FOR:

51-15 BEACH CHANNEL DRIVE

QUEENS, NY 11691

BLOCK: 15843, 15842, & 15857 LOT: 1, 1, & 1

ARCHITECT:
AUFGANG ARCHITECTS LLC
74 LAFAYETTE AVENUE
SUFFERN, NY
INFO@AUFGANG.COM 845.368.0004

AUFGANG ARCHITECTS

DEVELOPER:
PENINSULA ROCKAWAY LP
c/o THE ARKER COMPANIES
1044 NORTHERN BOULEVARD,
2ND FLOOR
ROSLYN, NY, 11576

STRUCTURAL ENGINEER:
BROOKER ENGINEERING, PLLC
74 LAFAYETTE AVENUE,
SUFFERN, N.Y. 10901
TEL: 845.357.4411

MEP ENGINEER:
ETTINGER ENGINEERING ASSOCIATES
CONSULTING ENGINEERS
305 EIGHTH AVE.,
NEW YORK, N.Y. 10001
TEL: 212.244.2410

CIVIL / SITE ENGINEER:
LANGAN ENGINEERING & ENVIRONMENTAL SERVICES
360 WEST 31ST STREET,
8TH FLOOR
NEW YORK, N.Y. 10001
TEL: 212.479.5400

LANDSCAPE ARCHITECT:
TERRAIN-NYC LANDSCAPE ARCHITECTURE PC
203 LAFAYETTE STREET,
NEW YORK, N.Y. 10012
TEL: 212-537-6080

LIGHTING CONSULTANT:
PHT LIGHTING DESIGN INC.
350 SEVENTH AVENUE,
NEW YORK, N.Y. 10001
TEL: 917-525-5669

DATE	SUBMISSIONS / REVISIONS
05-06-19	REVISED ULURP FILING SET
04-22-19	REVISED ULURP FILING SET

SHEET TITLE:

PEDESTRIAN PLAZA GRADING AND PAVING PLAN

THE DRAWING IS AN INSTRUMENT OF SERVICE AND IS THE PROPERTY OF AUFGANG ARCHITECTS LLC. WHETHER THE PROJECT FOR WHICH IT IS MADE IS EXECUTED OR NOT. THE DRAWING IS NOT TO BE USED FOR ANY WORK OR CHANGE ON OTHER PROJECTS, FOR ADDITIONS TO THIS PROJECT OR FOR COMPLETION OF THE PROJECT BY OTHERS, UNLESS SPECIFICALLY IN WRITING WITH AUFGANG ARCHITECTS LLC. SUBMISSION OR DISTRIBUTION TO MEET OFFICIAL REGULATORY REQUIREMENTS OR FOR OTHER PURPOSES IN CONNECTION WITH THE PROJECT IS NOT TO BE CONSTRUED AS PUBLICATION IN DEROGATION OF THE RIGHTS OF AUFGANG ARCHITECTS LLC. REPRODUCTION OR PUBLICATION BY ANY METHOD, IN WHOLE OR IN PARTS IS PROHIBITED. TITLE TO THE DRAWING, BEUSED TO AUFGANG ARCHITECTS LLC., WITHOUT PREJUDICE.

SEAL & SIGNATURE

ISSUE DATE: 12-05-17
PROJECT NO: #1532
DRAWN BY: BG
CHECKED BY: ST
SCALE: AS NOTED
SHEET NO: 8 OF 14
DRAWING NO: L-400

NYC DOB NUMBER:

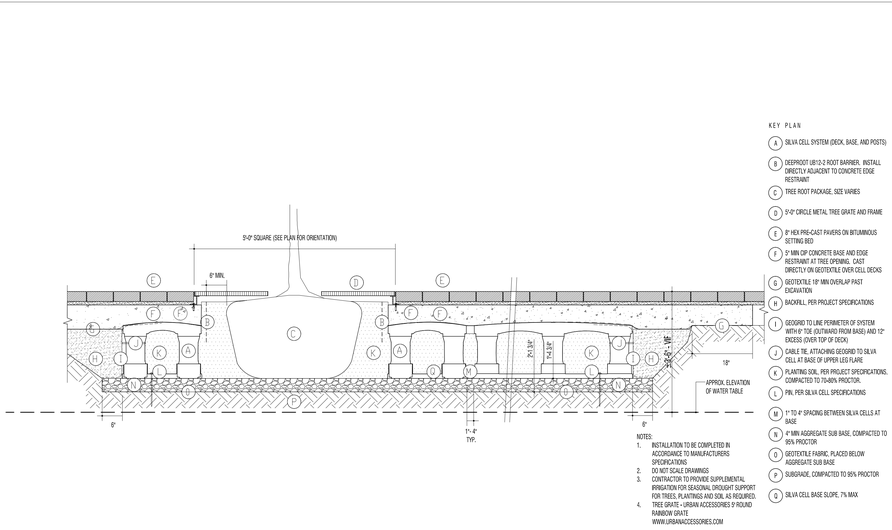

C-4 1X SOIL CELL SYSTEM @ TREE PIT AND PAVERS ON SLAB, TYP
3/4"=1'-0"

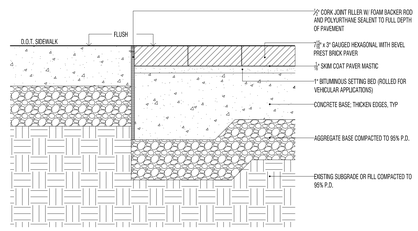

C-3 PRECAST PAVING AT D.O.T SIDEWALK, TYP
1 1/2"=1'-0"

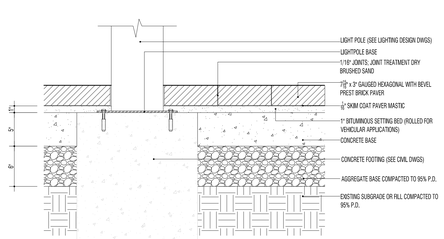

C-2 PRECVAST PAVING AT LIGHT POLE, TYP
1 1/2"=1'-0"

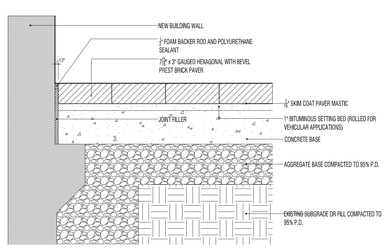

C-1 PRECAST PAVING AT FACE OF BUILDING, TYP
1 1/2"=1'-0"

NOTE:
TREE GRATE - URBAN ACCESSORIES 5' ROUND RAINBOW GRATE WWW.URBANACCESSORIES.COM

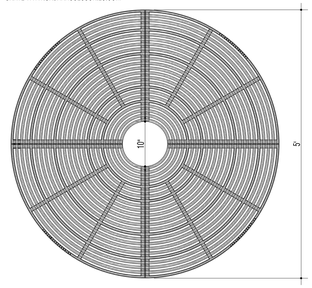

B-3 ROUND TREE GATE
1"=1'-0"

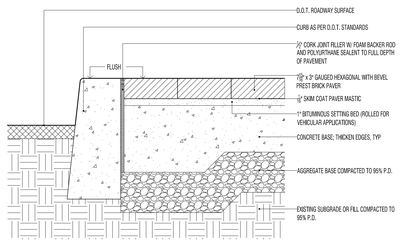

B-2 PRECAST PAVING AT DOT CURB, TYP
1 1/2"=1'-0"

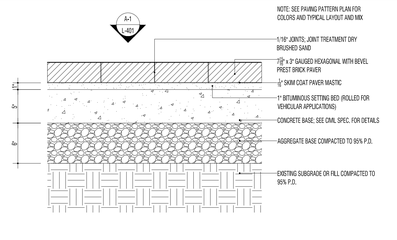

B-1 PRECAST PAVING, TYP
1 1/2"=1'-0"

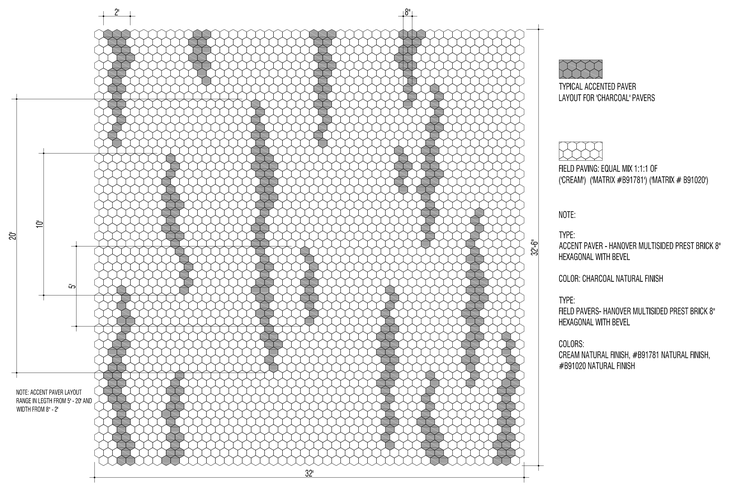

A-1 TYPICAL PAVING PATTERN PLAN
1/4"=1'-0"

PROPOSED NEW DEVELOPMENT FOR:

51-15 BEACH CHANNEL DRIVE

QUEENS, NY 11691

BLOCK: 15843, 15842, & 15857 LOT: 1, 1, & 1

ARCHITECT:
AUFGANG ARCHITECTS LLC
74 LAFAYETTE AVENUE
SUFFERN, NY
INFO@AUFGANG.COM 845.368.0004

AUFGANG ARCHITECTS

DEVELOPER:
PENINSULA ROCKAWAY LP
c/o THE ARKER COMPANIES
1044 NORTHERN BOULEVARD, 2ND FLOOR
ROSLYN, NY, 11576

STRUCTURAL ENGINEER:
BROOKER ENGINEERING, PLLC
74 LAFAYETTE AVENUE,
SUFFERN, N.Y. 10901
TEL: 845.357.4411

MEP ENGINEER:
ETTINGER ENGINEERING ASSOCIATES
CONSULTING ENGINEERS
305 EIGHTH AVE.,
NEW YORK, N.Y. 10001
TEL: 212.244.2410

CIVIL / SITE ENGINEER:
LANGAN ENGINEERING & ENVIRONMENTAL SERVICES
360 WEST 31ST STREET,
8TH FLOOR
NEW YORK, N.Y. 10001
TEL: 212.479.5400

LANDSCAPE ARCHITECT:
TERRAIN-NYC LANDSCAPE ARCHITECTURE PC,
203 LAFAYETTE STREET,
NEW YORK, N.Y. 10012
TEL: 212-537-6080

LIGHTING CONSULTANT:
PHT LIGHTING DESIGN-PHC,
330 SEVENTH AVENUE,
NEW YORK, N.Y. 10001
TEL: 917-525-5669

DATE	SUBMISSIONS / REVISIONS
05-06-19	REVISED ULURP FILING SET
04-22-19	REVISED ULURP FILING SET

SHEET TITLE:

PEDESTRIAN PLAZA GRADING AND PAVING DETAILS

THE DRAWING IS AN INSTRUMENT OF SERVICE AND SHALL REMAIN THE PROPERTY OF AUFGANG ARCHITECTS LLC WHETHER THE PROJECT FOR WHICH IT IS MADE IS EXECUTED OR NOT. THE DRAWING SHALL NOT BE USED BY THE OWNER OR OTHERS ON OTHER PROJECTS, FOR ADDITIONS TO THIS PROJECT OR FOR COMPLETION OF THE PROJECT BY OTHERS WITHOUT THE EXPRESS WRITTEN PERMISSION OF AUFGANG ARCHITECTS LLC. SUBMISSION OR DISTRIBUTION TO MEET OFFICIAL REGULATORY REQUIREMENTS OR FOR OTHER PURPOSES IN CONNECTION WITH THIS PROJECT IS NOT TO BE CONSTRUED AS PUBLICATION IN DEROGATION OF AUFGANG ARCHITECTS LLC. REPRODUCTION OR PUBLICATION BY ANY METHOD IN WHOLE OR IN PART IS PROHIBITED. TITLE TO THIS DRAWING, SECONDED TO AUFGANG ARCHITECTS LLC. WITHOUT PREJUDICE

SEAL & SIGNATURE

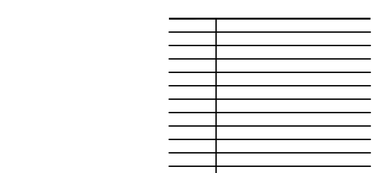

ISSUE DATE: 12-05-17 PROJECT NO: #1532

DRAWN BY: BG CHECKED BY: ST

SCALE: AS NOTED SHEET NO: 9 OF 14

DRAWING NO: L-401

NYC DOB NUMBER:

APPROVAL

CITY PLANNING COMMISSION
120 BROADWAY, 31ST FLOOR, NEW YORK, NY 10271

SPECIAL PERMIT
C 190366 ZSQ
ZR 74-743(a)(2)

CPC APPROVED: 09/25/2019 (CAL. No. 26)
CC APPROVED: 11/14/2019 (RES. No. 1167)

EFFECTIVE DATE: 11/14/2019

SUBJECT TO VERIFICATION OF CERTIFICATION WORDING FOR COMPLIANCE WITH ALL APPLICABLE PROVISIONS OF THE ZONING RESOLUTION OF THE CITY OF NEW YORK

DEPARTMENT OF BUILDINGS COPY

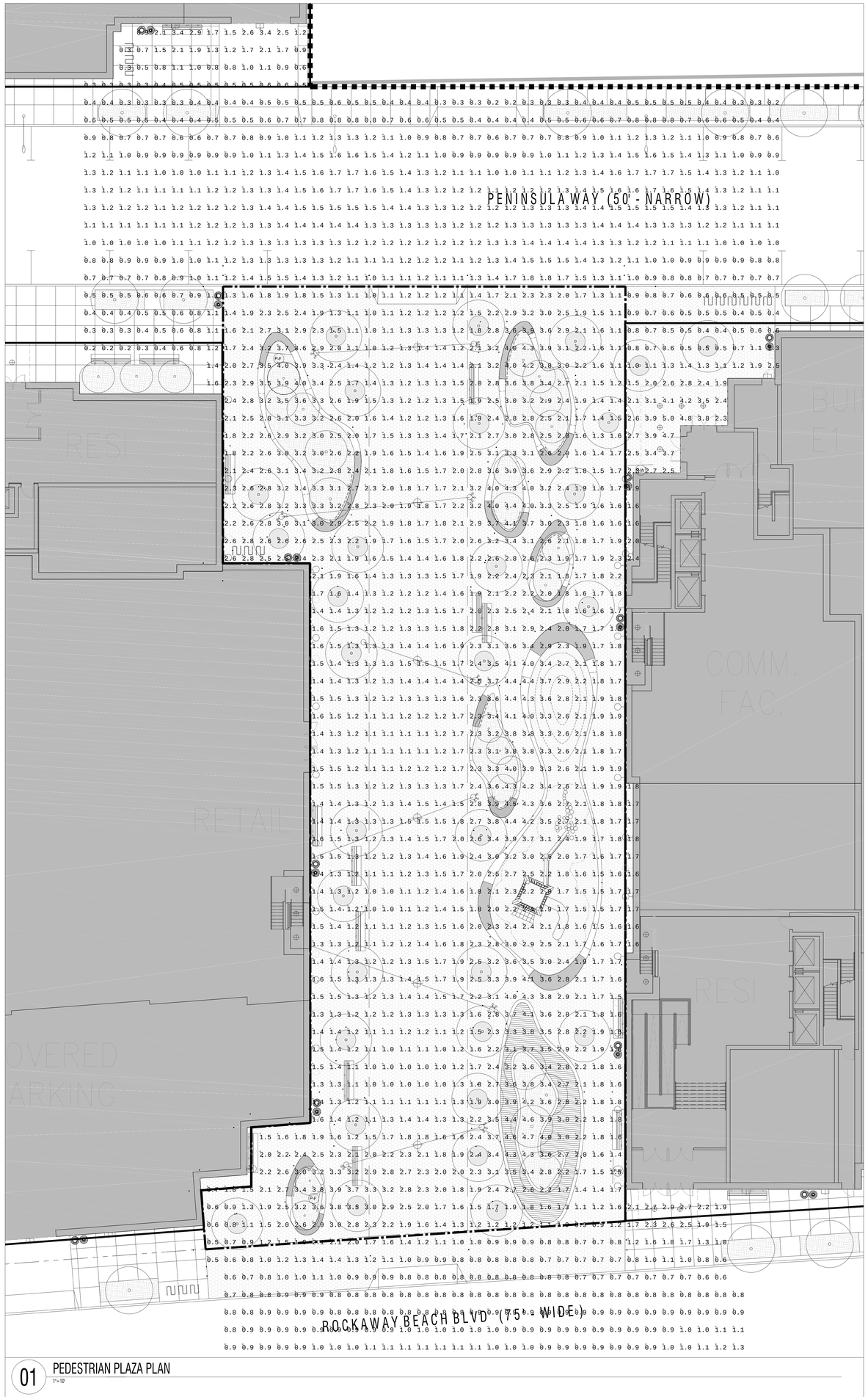

01 PEDESTRIAN PLAZA PLAN
1"=10'

Luminaire Schedule							
Symbol	Type	Description	Location	Watts	Lumens	CCT	Qty
	F1	DOT Approved LED Street Light w/ 25' Pole	New Streets	64	5818	4000K	3
	F2	Catenary LED Downlight w/ Frosted Diffuser	Beach 51ST Pedestrian Plaza	42	4459	3000K	6
	F4	Pole Mounted Adjustable LED 43Degree Flood Light w/ Louver	Beach 51ST Pedestrian Plaza	21	1663	3000K	27
	F7	Wall Mounted LED Flood light w/ Downward Distribution	Parking Enterance & Sidewalk	21	1024	3000K	3
	F8	Surface Mounted LED Downlight	Building Entrance & EM Stairs	7	553	3000K	7
	F9	Wall Mounted LED Lantern w/ Shade & Downward Distribution	Beach 51ST Pedestrian Plaza	12	722	3000K	25

Calculation Summary				
Area	Units	Avg	Min	Avg/Min
Pedestrian Plaza	Fc	1.61	0.5	3.22 : 1

LEGEND

- ZONING LOT LINE
- LARGE SCALE BOUNDARY
- PROPERTY LINE / TAX LOT LINE
- PAA BOUNDARY (21,375 SF)
- PROPOSED MAXIMUM BUILDING ENVELOPE
- EASEMENT BOUNDARY (6,012 SF)
- NYC DOT STANDARD SIDEWALK
- PRECAST HEX PAVING - SEE L-401
- PLANTING AREA
- PROPOSED BUILDING
- NYC DOT STANDARD CURBCUT
- DOT APPROVED LED STREET LIGHT - SEE L-500 (QTY: 3) (OUTSIDE PAA BOUNDARY)
- CATENARY LED DOWNLIGHT - SEE L-500 (QTY: 6)
- POLE MOUNTED ADJUSTABLE LED - SEE L-500 (QTY: 27)
- WALL MOUNTED LED FLOOR LIGHT - SEE L-500 (QTY: 3) (OUTSIDE PAA BOUNDARY)
- SURFACE MOUNTED LED DOWNLIGHT - SEE L-500 (QTY: 7) (OUTSIDE PAA BOUNDARY)
- WALL MOUNTED LED LANTERN W/ SHADE AND DOWNWARD DISTRIBUTION - SEE L-500 (QTY: 25)
- BIKE RACK - SEE L-600 (QTY: 3)
- RECYCLING AND TRASH RECEPTACLES - SEE L-600 (QTY: 6 SETS)
- TIMBER BENCH WITH BACK - SEE L-300 (QTY: 12)
- PLANTER WITH SEATING - SEE L-300 (QTY: 9)
- PLANTER WITH SEATING AND BACKREST - SEE L-300 (QTY: 8)
- 18" HIGH TIMBER DECK - SEE L-300 (QTY: 1)
- CHILDREN'S PLAY AREA- SEE L-600 (QTY: 1 TIMBER TOWER W/ NET AND SLIDE; 1 RUBBER MOUND; 30' TIMBER STEPPERS; 2 BALANCE BEAM LOGS)
- TREE GRATE - SEE L-400
- CANOPY TREE - SEE L-200 (QTY: 29)
- SMALL TREE - SEE L-200 (QTY: 23)
- P-F PAA SIGN - FREE STANDING - SEE L-600 (QTY: 2)
- P-W PAA SIGN - WALL MOUNTED - SEE L-600 (QTY: 2)

NOTES

1. APPLICANTS STAMP AND SEAL CORRESPONDS TO THE INFORMATION REGARDING THE DEVELOPMENT SITE, ZONING LOT, AND RELATED CURB CUTS. INFORMATION REGARDING THE SURROUNDING PROPERTIES IS FOR ILLUSTRATIVE PURPOSES ONLY.

2. STREET TREE LOCATIONS SUBJECT TO DEPARTMENT OF PARKS AND RECREATION APPROVAL, INCLUDING TREES PROVIDED ALONG PRIVATE STREETS.

3. REFER TO ARCHITECTURE DRAWINGS FOR ARCHITECTURAL DETAILS.

4. ALL PUBLIC STREET IMPROVEMENTS SUBJECT TO DEPARTMENT OF TRANSPORTATION APPROVAL.

5. ENTRANCES TO CERTAIN USES REQUIRING FDNY CLEARANCE PER NYC FIRE CODE TO PROVIDE 30' BY 30' CLEAR PATH FOR FDNY ACCESS.

6. NO OBSTRUCTIONS PERMITTED WITHIN EASEMENT AREA.

SCALE & NORTH ARROW

0' 20' 40'

KEY PLAN

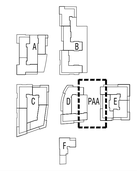

APPROVAL

CITY PLANNING COMMISSION
120 BROADWAY, 31ST FLOOR, NEW YORK, NY 10271

SPECIAL PERMIT
C 190366 ZSQ
ZR 74-743(a)(2)

CPC APPROVED: 09/25/2019 (CAL. No. 26)
CC APPROVED: 11/14/2019 (RES. No. 1167)

EFFECTIVE DATE: 11/14/2019

SUBJECT TO VERIFICATION BY DEPARTMENT OF BUILDINGS FOR COMPLIANCE WITH ALL APPLICABLE PROVISIONS OF THE ZONING RESOLUTION OF THE CITY OF NEW YORK

DEPARTMENT OF BUILDINGS COPY

PROPOSED NEW DEVELOPMENT FOR:

51–15 BEACH CHANNEL DRIVE

QUEENS, NY 11691

BLOCK: 15843, 15842, & 15857 LOT: 1, 1, & 1

ARCHITECT:
AUFGANG ARCHITECTS LLC
74 LAFAYETTE AVENUE
SUFFERN, NY
INFO@AUFGANG.COM 845.368.0004

AUFGANG ARCHITECTS

DEVELOPER:
PENINSULA ROCKAWAY LP
c/o THE ARKER COMPANIES
1044 NORTHERN BOULEVARD, 2ND FLOOR
ROSLYN, NY, 11576

STRUCTURAL ENGINEER:
BROOKER ENGINEERING, PLLC
74 LAFAYETTE AVENUE,
SUFFERN, N.Y. 10901
TEL: 845.357.4411

MEP ENGINEER:
ETTINGER ENGINEERING ASSOCIATES
CONSULTING ENGINEERS
355 EIGHTH AVE.,
NEW YORK, N.Y. 10001
TEL: 212.244.2410

CIVIL / SITE ENGINEER:
LANGAN ENGINEERING & ENVIRONMENTAL SERVICES
360 WEST 31ST STREET,
8TH FLOOR
NEW YORK, N.Y. 10001
TEL: 212.479.5400

LANDSCAPE ARCHITECT:
TERRAIN-NYC LANDSCAPE ARCHITECTURE PC
203 LAFAYETTE STREET,
NEW YORK, N.Y. 10012
TEL: 212-537-6080

LIGHTING CONSULTANT:
PHT LIGHTING DESIGN INC.,
250 SEVENTH AVENUE,
NEW YORK, N.Y. 10001
TEL: 917-525-5669

DATE	SUBMISSIONS / REVISIONS
05-06-19	REVISED ULURP FILING SET
04-22-19	REVISED ULURP FILING SET

SHEET TITLE:

PEDESTRIAN PLAZA PHOTOMETRIC PLAN

THIS DRAWING IS AN INSTRUMENT OF SERVICE AND SHALL REMAIN THE PROPERTY OF AUFGANG ARCHITECTS LLC WHETHER THE PROJECT FOR WHICH IT IS MADE IS EXECUTED OR NOT. THE DRAWING SHALL NOT BE USED BY THE OWNER OR OTHERS ON EXTENSIONS OF THE PROJECT OR TO THE PROJECT OR FOR COMPLETION OF THE PROJECT BY OTHERS EXCEPT BY AGREEMENT IN WRITING WITH AUFGANG ARCHITECTS LLC. SUBMISSION OR DISTRIBUTION TO MEET OFFICIAL REGULATORY REQUIREMENTS OR FOR OTHER PURPOSES IN CONNECTION WITH THE PROJECT IS NOT TO BE CONSTRUED AS PUBLICATION IN DEROGATION OF AUFGANG ARCHITECTS LLC. REPRODUCTION OR PUBLICATION BY ANY METHOD IN WHOLE OR IN PART IS PROHIBITED. ALL RIGHTS RESERVED. TITLE TO AUFGANG ARCHITECTS LLC. WITHOUT PREJUDICE.

SEAL & SIGNATURE

ISSUE DATE: 12-05-17

DRAWN BY: BG CHECKED BY: ST

SCALE: AS NOTED SHEET NO: 10 OF 14

DRAWING NO: L-500

NYC DOB NUMBER:

F1

New York NYC DOT ROADWAY ROADFOC 7 pins (74451)





EPA: 0.52 sq ft / weight: 9.4 lb (4.3 kg)
Note: 3D image may not represent color or option selected.
Logos above include link, click to access.

Description of Components:

Housing: Made of a low copper die cast Aluminum alloy (A360), 0.100" (2.5mm) minimum thickness. Fits on a 1.66" (42mm) O.D. (1.25" NPS), 1.9" (48mm) O.D. (1.5" NPS) or 2 3/8" (60mm) O.D. (2" NPS) by 5 1/2" (140mm) minimum long tenon. Comes with a zinc plated clamp fixed by 2 zinc plated hexagonal bolts 3/8 16 UNC for ease of installation. Provides an easy step adjustment of +/- 5° tilt in 2.5° increments. Includes integral bubble level standard (always included). A quick release, tool less entry, single latch, hinged, removable door opens downward to provide access to electronic components and to a terminal block. Door is secured to prevent accidental dropping or disengagement. A clearance of 13" (330mm) at the rear is required in order to remove the door. Complete with a bird guard protecting against birds and similar intruders and an ANSI label to identify wattage and source (both included in box).

Light Engine: Composed of 4 main components: **Heat Sink / LED Module / Optical System / Driver**
Electrical components are RoHS compliant, IP66 sealed light engine equipped with Philips Lumileds LUXEON T LEDs. LEDs tested by ISO 17025-2005 accredited lab in accordance with IESNA LM-80 guidelines in compliance with EPA ENERGY STAR, extrapolations in accordance with IESNA TM-21. Metal core board ensures greater heat transfer and longer lifespan.

Heat Sink: Built in the housing, designed to ensure high efficacy and superior cooling by natural vertical convection air flow pattern always close to LEDs and driver optimising their efficiency and life. Product does not use any cooling device with moving parts (only passive cooling). Wide openings enable natural cleaning and removal of dirt and debris. Entire luminaire is rated for operation in ambient temperature of -40°C / -40°F up to +40°C / +104°F.

LED Module: LED type Philips Lumileds LUXEON T. Composed of 16 high-performance white LEDs. Color temperature as per ANSI/NEMA bin Neutral White, 4000 Kelvin nominal (3985K +/- 275K or 3710K to 4260K), CRI 70 Min. 75 Typical.

F2





Specifications

Luminaire Housing/Hanger
Die-cast aluminum housing made from low copper marine grade aluminum. Hanger bracket made from stainless steel with stainless steel hardware. Hanger Bracket provides 360° rotation and 15° tilt in either direction.

Gasketing
(not shown) Continuous UV resistant silicone gasket provides weatherproofing, dust and insect control at all fixture connections.

LED Array
(not shown) High Flux LEDs mounted to metal core PCB and attached to aluminum heat sink for maximum LED performance and life. CCT tolerance within a 3 step bin and provided with a minimum CRI of 80. LED light engine has a reported lumen maintenance of 93% at 50,000 hours. L70 calculated greater than 100,000 hours.

LED Driver
LEDs are driven by RoHS compliant constant current programmable LED driver. Driver includes 0-10V dimming to 10%, meets the requirements of IP66 and includes a 5 Year warranty.

Surge Protector
(not shown) Independent surge protector device designed to protect luminaire from electrical surge up to 20kA.

Power Cord
(not shown) UV resistant black SJ power cord pre-installed at factory. Please specify power cord length available in 1' increments from 5' – 30'.

Standard exterior colors are White (WH), Black (BK), Bronze (BZ), and Silver (SV). Selux premium colors (SP) are available, please specify from your Selux color selection guide.

LED Optics
Clear or half frosted UV stabilized acrylic outer cylinder creates the optical chamber. Technical Optics (R1, R2, R3, R4, R5S and R5R) use Selux signature light pattern acrylic lens holder to secure proprietary silicone optics. Diffuser Bowl (DB) option made of highly diffuse UV stabilized acrylic hides LED source and provides a pleasant/soft light quality.

F4



Diameter - 4.1"
Height - 39.3"
Weight 16 lbs
IP65
Suitable for wet locations
IK04
Impact Resistant (Vandal Resistant)
POLE NOT INCLUDED

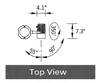



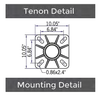

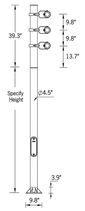

Construction

Aluminum Casting
Less than 0.1% copper content - Marine Grade 6060 extruded & LM6 Aluminum High Pressure die casting provides excellent mechanical strength , clean detailed product lines and excellent heat dissipation.

Pre paint
8 step degrease and phosphate process that includes deoxidizing and etching as well as a zinc and nickel phosphate process before product painting.

Memory Retentive -Silicon Gasket
Provided with special injection molded "fit for purpose" long life high temperature memory retentive silicon gaskets. Maintains the gaskets exact profile and seal over years of use and compression.

Thermal management
LM6 Aluminum is used for its excellent mechanical strength and thermal dissipation properties in low and high ambient temperatures. The superior thermal heat sink design by Ligman used in conjunction with the driver, controls thermals below critical temperature range to ensure maximum luminous flux output, as well as providing long LED service life and ensuring less than 10% lumen depreciation at 50,000 hours.

Surge Suppression
Standard 10kv surge suppressor provided with all fixtures.

BUG Rating
B2 - U0 - G0

Finishing
All Ligman products go through an extensive finishing process that includes fettling to improve paint adherence.

Paint
UV Stabilized 4.9Mil thick powder coat paint and baked at 200 Deg C.
This process ensures that Ligman products can withstand harsh environments.
Rated for use in natatoriums.

The floodlights can be aimed in different directions to highlight specific features or elements in the environment, as well as provide security when illuminating dark areas on campuses and parks. This small and medium range of high performance LED floodlight luminaires provides a robust design for demanding applications such as; recreational areas, public spaces and architectural structures.

The luminaire has integrated heat sinks to facilitate LED cooling, as well as an integral driver.

Hardware
Provided Hardware is Marine grade 316 Stainless steel.

Anti Seize Screw Holes
Tapped holes are infused with a special anti seize compound designed to prevent seizure of threaded connections, due to electrolysis from heat, corrosive atmospheres and moisture.

Crystal Clear Low Iron Glass Lens
Provided tempered, impact resistant crystal clear low iron glass ensuring no green glass tinge.

Optics & LED
Precise optic design provides exceptional light control and precise distribution of light. LED CRI > 80

Lumen - Maintenance Life
L80 /B10 at 50,000 hours (This means that at least 90% of the LED still achieve 80% of their original flux)

F7

LED wall luminaire - light output on one side

Application
This LED wall mounted luminaire has light output in one direction. Arranged individually or in groups, it is a great design element for a host of lighting applications. Downward orientation only.

Materials
Luminaire housing and constructed of die-cast marine grade, copper free (≤ 0.3% copper content) A360.0 aluminum alloy
Matte safety glass
High temperature silicone gasket
Mechanically captive stainless steel fasteners

NRTL listed to North American Standards, suitable for wet locations
Protection class IP 65
Weight: 4.2 lbs

Electrical

Operating voltage	120-277VAC
Minimum start temperature	-20° C
LED module wattage	15.4 W
System wattage	20.5 W
Controllability	0-10V, TRIAC, and ELV dimmable
Color rendering index	Ra > 80
Luminaire lumens	1024 lumens (3000K)
LED service life (L70)	60,000 hours



LED wall luminaire - light output on one side

LED	A	B	C
15.4 W	12 ½	4 ¾	4



F8

LED ceiling mounted downlight - wide beam

Application
This compact LED ceiling mounted downlight is designed for down lighting atriums, canopies, passages, and other interior and exterior locations featuring a symmetrical wide beam light distrubtion.

Materials
Luminaire housing constructed of die-cast marine grade, copper free (≤ 0.3% copper content) A360.0 aluminum alloy
Clear safety glass
Reflector made of pure anodized aluminum
High temperature silicone gasket

NRTL listed to North American Standards, suitable for wet locations
Protection class IP 65
Weight: 1.3 lbs

Electrical

Operating voltage	24V DC (remote power supply req.)
LED module wattage	4.9 W
System wattage	7.0 W
Color rendering index	Ra > 80
Luminaire lumens	553 lumens (3000K)
Lifetime at Ta = 25° C	50,000 h (L70)



LED ceiling mounted downlight - wide beam

LED	β	A	B
4.9 W 24V DC	89°	3 ½	3 ½

F9

LED wall luminaire - partially shielded

Application
This LED wall luminaire has a partially shielded light source and is designed for the down lighting of interior and exterior locations with glare-free illumination.

Materials
Luminaire housing constructed of die-cast and spun marine grade, copper free (≤ 0.3% copper content) A360.0 aluminum alloy
Three-ply opal glass
High temperature silicone gasket

NRTL listed to North American Standards, suitable for wet locations
Protection class IP 44
Weight: 3.3 lbs

Electrical

Operating voltage	120-277V AC
Minimum start temperature	-20° C
LED module wattage	8.9 W
System wattage	12 W
Controllability	0-10V dimmable
Color rendering index	Ra > 90
Luminaire lumens	722 lumens (3000K)
Lifetime at Ta = 15° C	500,000 h (L70)
Lifetime at Ta = 40° C	268,000 h (L70)

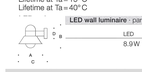

LED wall luminaire - partially shielded

LED	A	B	C	D
8.9 W	10 ¼	10 ½	12 ¾	4 ½



Luminaire Schedule						
Symbol	Type	Description	Location	Watts	Lumens	CCT	Qty
	F1	DOT Approved LED Street Light w/ 25' Pole	New Streets	64	5818	4000K	3
	F2	Catenary LED Downlight w/ Frosted Diffuser	Beach 51st Pedestrian Plaza	42	4459	3000K	6
	F4	Pole Mounted Adjustable LED 43Degree Flood Light w/ Louver	Beach 51st Pedestrian Plaza	21	1663	3000K	27
	F7	Wall Mounted LED Flood light w/ Downward Distribution	Parking Enterance & Sidewalk	21	1024	3000K	3
	F8	Surface Mounted LED Downlight	Building Entrance & EM Stairs	7	553	3000K	7
	F9	Wall Mounted LED Lantern w/ Shade & Downward Distribution	Beach 51st Pedestrian Plaza	12	722	3000K	25

Calculation Summary				
Area	Units	Avg	Min	Avg/Min
Pedestrian Plaza	Fc	1.61	0.5	3.22 : 1

LEGEND

- DOT APPROVED LED STREET LIGHT - SEE L-500 (QTY: 3) (OUTSIDE PAA BOUNDARY)
- CATENARY LED DOWNLIGHT - SEE L-500 (QTY: 6)
- POLE MOUNTED ADJUSTABLE LED - SEE L-500 (QTY: 27)
- WALL MOUNTED LED FLOOR LIGHT - SEE L-500 (QTY: 3) (OUTSIDE PAA BOUNDARY)
- SURFACE MOUNTED LED DOWNLIGHT - SEE L-500 (QTY: 7) (OUTSIDE PAA BOUNDARY)
- WALL MOUNTED LED LANTERN W/ SHADE AND DOWNWARD DISTRIBUTION - SEE L-500 (QTY: 25)

APPROVAL

CITY PLANNING COMMISSION
120 BROADWAY, 31ST FLOOR, NEW YORK, NY 10271

SPECIAL PERMIT
C 190366 ZSQ
ZR 74-743(a)(2)

CPC APPROVED: 09/25/2019 (CAL. No. 26)
CC APPROVED: 11/14/2019 (RES. No. 1167)

EFFECTIVE DATE: 11/14/2019

SUBJECT TO VERIFICATION BY THE DEPARTMENT OF BUILDINGS FOR COMPLIANCE WITH ALL APPLICABLE PROVISIONS OF THE ZONING RESOLUTION OF THE CITY OF NEW YORK

DEPARTMENT OF BUILDINGS COPY

PROPOSED NEW DEVELOPMENT FOR:

51–15 BEACH CHANNEL DRIVE

QUEENS, NY 11691

BLOCK: 15843, 15842, & 15857 LOT: 1, 1, & 1

ARCHITECT:
AUFGANG ARCHITECTS LLC
74 LAFAYETTE AVENUE
SUFFERN, NY
INFO@AUFGANG.COM 845.368.0004

DEVELOPER:
PENINSULA ROCKAWAY LP
c/o THE ARKER COMPANIES
1044 NORTHERN BOULEVARD, 2ND FLOOR
ROSLYN, NY, 11576

STRUCTURAL ENGINEER:
BROOKER ENGINEERING, PLLC
74 LAFAYETTE AVENUE,
SUFFERN, N.Y. 10901
TEL: 845.357.4411

MEP ENGINEER:
ETTINGER ENGINEERING ASSOCIATES
CONSULTING ENGINEERS
305 EIGHTH AVE.,
NEW YORK, N.Y. 10001
TEL: 212.244.2410

CIVIL / SITE ENGINEER:
LANGAN ENGINEERING & ENVIRONMENTAL SERVICES
360 WEST 31ST STREET,
8TH FLOOR
NEW YORK, N.Y. 10001
TEL: 212.479.5400

LANDSCAPE ARCHITECT:
TERRAIN-NYC LANDSCAPE ARCHITECTURE PC.
203 LAFAYETTE STREET,
NEW YORK, N.Y. 10012
TEL: 212-537-6080

LIGHTING CONSULTANT:
PHT LIGHTING DESIGN INC.,
330 SEVENTH AVENUE,
NEW YORK, N.Y. 10001
TEL: 917-525-5669

AUFGANG ARCHITECTS

DATE	SUBMISSIONS / REVISIONS
05-06-19	REVISED ULURP FILING SET
04-22-19	REVISED ULURP FILING SET

SHEET TITLE:

PEDESTRIAN PLAZA LIGHTING CUT SHEET

THE DRAWING IS AN INSTRUMENT OF SERVICE AND SHALL REMAIN THE PROPERTY OF AUFGANG ARCHITECTS LLC, WHETHER THE PROJECT FOR WHICH IT IS MADE IS EXECUTED OR NOT. THE DRAWING SHALL NOT BE USED BY THE OWNER OR OTHERS ON EXTENSIONS OF THE PROJECT OR ON THE PROJECT OR FOR COMPLETION OF THE PROJECT BY OTHERS EXCEPT BY AGREEMENT IN WRITING AND WITH APPROPRIATE COMPENSATION. SUBMISSION OR DISTRIBUTION TO MEET OFFICIAL REGULATORY REQUIREMENTS OR FOR OTHER PURPOSES IN CONNECTION WITH THIS PROJECT IS NOT TO BE CONSTRUED AS PUBLICATION IN A DEROGATION OF THE RIGHTS OF AUFGANG ARCHITECTS LLC. REPRODUCTION OR PUBLICATION BY ANY METHOD IN WHOLE OR IN PART IS PROHIBITED. TITLE TO THE DRAWING REMAINS TO AUFGANG ARCHITECTS LLC. WITHOUT PREJUDICE.

SEAL & SIGNATURE

STEVEN B. GANGI — REGISTERED LANDSCAPE ARCHITECT — No. 001102 — STATE OF NEW YORK

ISSUE DATE:	12-05-17
PROJECT NO:	#1632
DRAWN BY:	BG
CHECKED BY:	ST
SCALE:	AS NOTED
SHEET NO:	11 OF 14
DRAWING NO:	L-501

NYC DOB NUMBER:

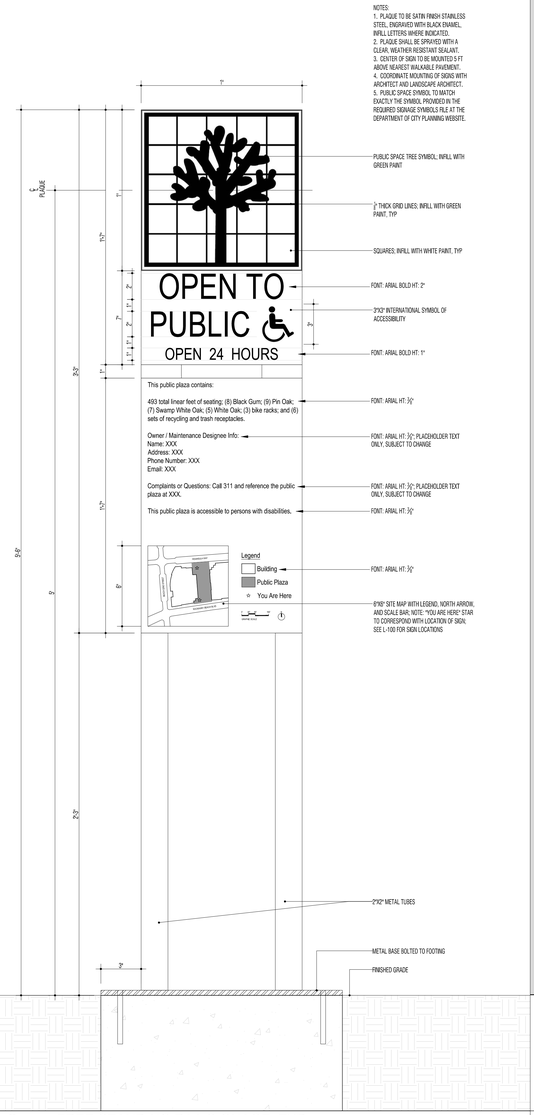

C-3 3"=1'-0" FREE STANDING PAA SIGNAGE, TYP.



C-2 3"=1'-0" WALL MOUNTED PAA SIGNAGE, TYP.

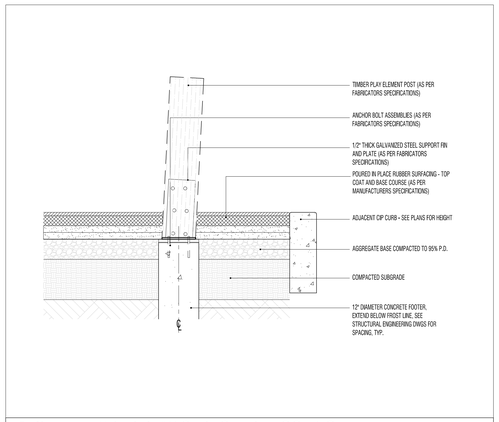

A-3 3/4"=1'-0" TIMBER PLAY STRUCTURE FOOTING

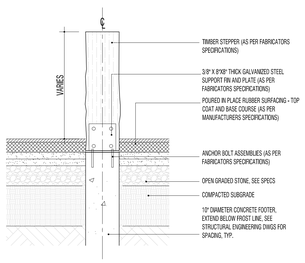

B-2 3/4"=1'-0" TIMBER STEPPERS, TYP

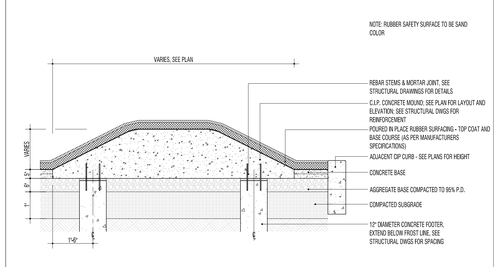

A-2 1/2"=1'-0" RUBBER SAFETY SURFACE & MOUND



C-1 1/2"=1'-0" TIMBER PLAY STRUCTURE ELEVATION

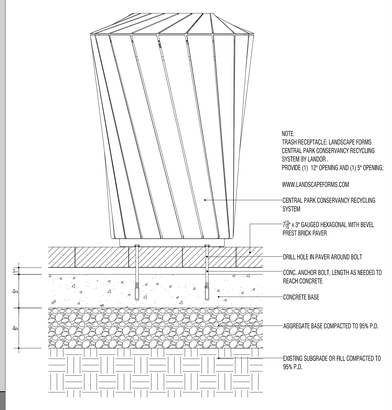

B-1 1 1/2"=1'-0" TRASH RECEPTACLE ON PRECAST PAVERS, TYP.

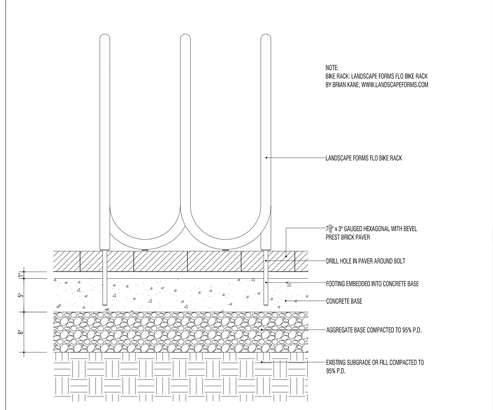

A-1 1 1/2"=1'-0" BIKE RACK ON PRECAST PAVERS, TYP.

APPROVAL

CITY PLANNING COMMISSION
120 BROADWAY, 31ST FLOOR, NEW YORK, NY 10271

SPECIAL PERMIT
C 190366 ZSQ
ZR 74-743(a)(2)

CPC APPROVED: 09/25/2019 (CAL. No. 26)
CC APPROVED: 11/14/2019 (RES. No. 1167)

EFFECTIVE DATE: 11/14/2019

SUBJECT TO VERIFICATION BY THE DEPARTMENT OF BUILDINGS FOR COMPLIANCE WITH ALL APPLICABLE PROVISIONS OF THE ZONING RESOLUTION OF THE CITY OF NEW YORK

DEPARTMENT OF BUILDINGS COPY

PROPOSED NEW DEVELOPMENT FOR:

51-15 BEACH CHANNEL DRIVE

QUEENS, NY 11691

BLOCK: 15843, 15842, & 15857 LOT: 1, 1, & 1

ARCHITECT:
AUFGANG ARCHITECTS LLC
74 LAFAYETTE AVENUE
SUFFERN, NY
INFO@AUFGANG.COM 845.368.0004

AUFGANG ARCHITECTS

DEVELOPER:
PENINSULA ROCKAWAY LP
c/o THE ARKER COMPANIES
1044 NORTHERN BOULEVARD, 2ND FLOOR
ROSLYN, NY, 11576

STRUCTURAL ENGINEER:
BROOKER ENGINEERING, PLLC
74 LAFAYETTE AVENUE,
SUFFERN, N.Y. 10901
TEL: 845.357.4411

MEP ENGINEER:
ETTINGER ENGINEERING ASSOCIATES
CONSULTING ENGINEERS
551 EIGHTH AVE.,
NEW YORK, N.Y. 10001
TEL: 212.244.2410

CIVIL / SITE ENGINEER:
LANGAN ENGINEERING & ENVIRONMENTAL SERVICES
360 WEST 31ST STREET,
8TH FLOOR
NEW YORK, N.Y. 10001
TEL: 212.479.5400

LANDSCAPE ARCHITECT:
TERRAIN-NYC LANDSCAPE ARCHITECTURE PC
203 LAFAYETTE STREET,
NEW YORK, N.Y. 10012
TEL: 212-537-6080

LIGHTING CONSULTANT:
PHT LIGHTING DESIGN INC.,
330 SEVENTH AVENUE,
NEW YORK, N.Y. 10001
TEL: 917-525-5669

DATE	SUBMISSIONS / REVISIONS
05-06-19	REVISED ULURP FILING SET
04-22-19	REVISED ULURP FILING SET

SHEET TITLE:

PEDESTRIAN PLAZA SIGNS AND SITE FURNISHING DETAILS

THE DRAWING IS AN INSTRUMENT OF SERVICE AND SHALL REMAIN THE PROPERTY OF AUFGANG ARCHITECTS, LLC, WHETHER THIS PROJECT FOR WHICH IT IS MADE IS EXECUTED OR NOT. THE DRAWING SHALL NOT BE USED BY THE OWNER OR OTHERS ON OTHER WORK, AND NO ALTERATIONS TO THE PROJECT OR FOR COMPLETION OF THIS PROJECT BY OTHERS EXCEPT BY AGREEMENT IN WRITING WITH APPROPRIATE COMPENSATION. SUBMISSION OR DISTRIBUTION TO MEET OFFICIAL REGULATORY REQUIREMENTS OR FOR OTHER PURPOSES IN CONNECTION WITH THIS PROJECT IS NOT TO BE CONSTRUED AS PUBLICATION IN DEROGATION OF THE RIGHTS OF AUFGANG ARCHITECTS, LLC. REPRODUCTION OR PUBLICATION BY ANY METHOD IN WHOLE OR IN PART IS PROHIBITED. TITLE TO THE DRAWING IS RETAINED BY AUFGANG ARCHITECTS, LLC. UNAUTHORIZED USE OF THESE DRAWINGS WITHOUT THE EXPRESS WRITTEN PERMISSION OF AUFGANG ARCHITECTS, LLC. IS PROHIBITED AND WILL BE LEGALLY ENFORCED. ALL UNPUBLISHED RIGHTS RESERVED. COPYRIGHT © 2019 AUFGANG ARCHITECTS, LLC.

SEAL & SIGNATURE

REGISTERED LANDSCAPE ARCHITECT — STEVEN B. TIER — No. 001766 — STATE OF NEW YORK

ISSUE DATE:	PROJECT NO:
12-05-17	# 1532
DRAWN BY:	CHECKED BY:
BG	ST
SCALE:	SHEET NO:
AS NOTED	12 OF 14

DRAWING NO: L-600

NYC DOB NUMBER:

PROPOSED NEW
DEVELOPMENT FOR:

51-15 BEACH CHANNEL DRIVE

QUEENS, NY 11691

BLOCK: 15843, 15842, & 15857 LOT: 1, 1, & 1

ARCHITECT:

AUFGANG ARCHITECTS LLC
74 LAFAYETTE AVENUE
SUFFERN, NY
INFO@AUFGANG.COM 845.368.0004

AUFGANG ARCHITECTS

DEVELOPER:

PENINSULA ROCKAWAY LP
c/o THE ARKER COMPANIES
1044 NORTHERN BOULEVARD,
2ND FLOOR
ROSLYN, NY, 11576

STRUCTURAL ENGINEER:

BROOKER ENGINEERING, PLLC
74 LAFAYETTE AVENUE,
SUFFERN, N.Y. 10901
TEL: 845.357.4411

MEP ENGINEER:

ETTINGER ENGINEERING
ASSOCIATES
CONSULTING ENGINEERS
505 EIGHTH AVE.,
NEW YORK, N.Y. 10001
TEL: 212.244.2410

CIVIL / SITE ENGINEER:

LANGAN ENGINEERING &
ENVIRONMENTAL SERVICES
360 WEST 31ST STREET,
8TH FLOOR
NEW YORK, N.Y. 10001
TEL: 212.479.5400

LANDSCAPE ARCHITECT:

TERRAIN-NYC LANDSCAPE
ARCHITECTURE PC,
203 LAFAYETTE STREET,
NEW YORK, N.Y. 10012
TEL: 212-537-6080

LIGHTING CONSULTANT:

PHT LIGHTING DESIGN INC.,
330 SEVENTH AVENUE,
NEW YORK, N.Y. 10001
TEL: 917-525-5669



A-1 PLANTER A
1/8"=1'-0"

LEGEND

- B-2 / B-3 L-302 — DIMENSIONAL COMPOSITE SEAT ELEVATION 18"
- A-1 L-302 — C.I.P. CONCRETE HIGH CURB ELEVATION 15"
- B-1 L-302 — C.I.P. CONCRETE TRANSITION CURB ELEVATION VARIES
- C-1 L-302 — C.I.P. CONCRETE LOW CURB ELEVATION 0"

APPROVAL

CITY PLANNING COMMISSION
120 BROADWAY, 31ST FLOOR, NEW YORK, NY 10271

SPECIAL PERMIT
C 190366 ZSQ
ZR 74-743(a)(2)

CPC APPROVED: 09/25/2019 (CAL. No. 26)
CC APPROVED: 11/14/2019 (RES. No. 1167)

EFFECTIVE DATE: 11/14/2019

SUBJECT TO VERIFICATION BY THE DEPARTMENT OF BUILDINGS FOR COMPLIANCE WITH ALL APPLICABLE PROVISIONS OF THE ZONING RESOLUTION OF THE CITY OF NEW YORK
DEPARTMENT OF BUILDINGS COPY

DATE	SUBMISSIONS / REVISIONS
05-06-19	REVISED ULURP FILING SET
04-22-19	REVISED ULURP FILING SET

SHEET TITLE:

PEDESTRIAN PLAZA PLAY AREA PART PLAN

THE DRAWING IS AN INSTRUMENT OF SERVICE AND SHALL REMAIN THE PROPERTY OF AUFGANG ARCHITECTS LLC., WHETHER THE PROJECT FOR WHICH IT IS PREPARED IS EXECUTED. THE DRAWING SHALL NOT BE USED BY THE OWNER OR OTHERS ON OTHER PROJECTS, FOR ADDITIONS TO THIS PROJECT OR FOR COMPLETION OF THIS PROJECT BY OTHERS EXCEPT BY AGREEMENT IN WRITING AND WITH APPROPRIATE COMPENSATION. SUBMISSION OR DISTRIBUTION TO MEET OFFICIAL REGULATORY REQUIREMENTS OR FOR OTHER PURPOSES IN CONNECTION WITH THIS PROJECT IS NOT TO BE CONSTRUED AS PUBLICATION IN A DEROGATION OF THE RIGHTS OF AUFGANG ARCHITECTS LLC., WHETHER ACTION OR PUBLICATION BY ANY METHOD IN WHOLE OR IN PART IS PROHIBITED. TITLE TO THIS DRAWING BECOMES TO AUFGANG ARCHITECTS LLC., WITHOUT PREJUDICE.

SEAL & SIGNATURE

REGISTERED LANDSCAPE ARCHITECT
STEVEN R. TOOR
No. 001290
STATE OF NEW YORK

ISSUE DATE:	PROJECT NO:
12-05-17	# 1632
DRAWN BY:	CHECKED BY:
BG	ST
SCALE:	SHEET NO:
AS NOTED	13 OF 14

DRAWING NO:

L-601

NYC DOB NUMBER:

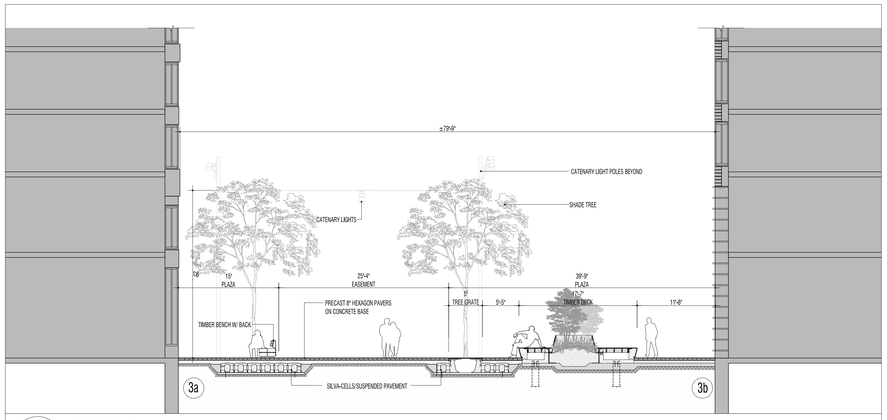

03 SECTION 3

1/8" = 1'-0"

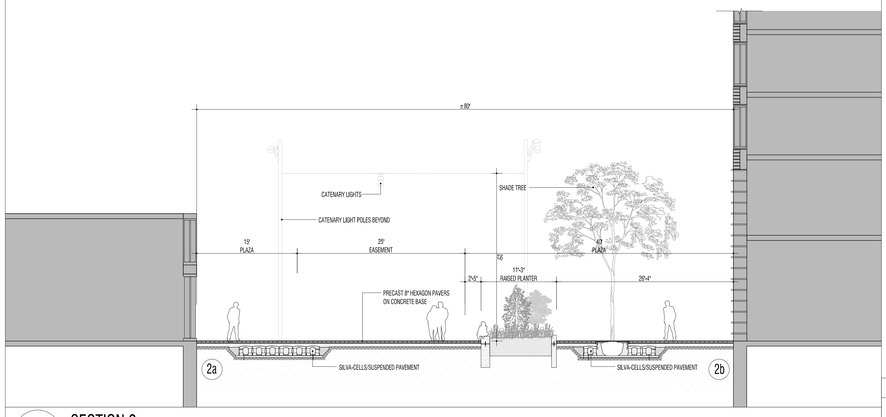

02 SECTION 2

1/8" = 1'-0"

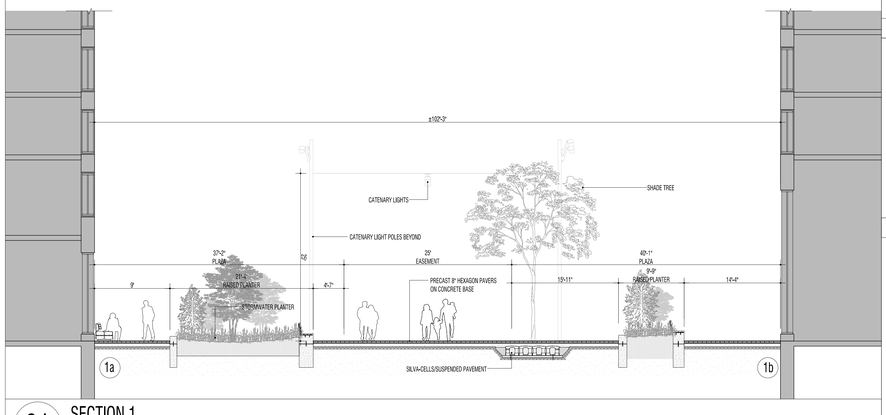

01 SECTION 1

1/8" = 1'-0"

NOTES

1. REFER TO ARCHITECTURE DRAWINGS FOR ARCHITECTURAL DETAILS.

KEY PLAN

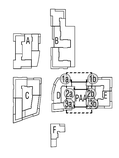

APPROVAL

CITY PLANNING COMMISSION
120 BROADWAY, 31ST FLOOR, NEW YORK, NY 10271

SPECIAL PERMIT
C 190366 ZSQ
ZR 74-743(a)(2)

CPC APPROVED: 09/25/2019 (CAL. No. 26)
CC APPROVED: 11/14/2019 (RES. No. 1167)

EFFECTIVE DATE: 11/14/2019

SUBJECT TO VERIFICATION BY THE DEPARTMENT OF BUILDINGS FOR COMPLIANCE WITH ALL APPLICABLE PROVISIONS OF THE ZONING RESOLUTION OF THE CITY OF NEW YORK

DEPARTMENT OF BUILDINGS COPY

PROPOSED NEW DEVELOPMENT FOR:

51-15 BEACH CHANNEL DRIVE

QUEENS, NY 11691

BLOCK: 15843, 15842, & 15857 LOT: 1, 1, & 1

ARCHITECT:
AUFGANG ARCHITECTS LLC
74 LAFAYETTE AVENUE
SUFFERN, NY
INFO@AUFGANG.COM 845.368.0004

AUFGANG ARCHITECTS

DEVELOPER:
PENINSULA ROCKAWAY LP
c/o THE ARKER COMPANIES
1044 NORTHERN BOULEVARD,
2ND FLOOR
ROSLYN, NY, 11576

STRUCTURAL ENGINEER:
BROOKER ENGINEERING, PLLC
74 LAFAYETTE AVENUE,
SUFFERN, N.Y. 10901
TEL: 845.357.4411

MEP ENGINEER:
ETTINGER ENGINEERING ASSOCIATES
CONSULTING ENGINEERS
305 EIGHTH AVE.,
NEW YORK, N.Y. 10001
TEL: 212.244.2410

CIVIL / SITE ENGINEER:
LANGAN ENGINEERING & ENVIRONMENTAL SERVICES
360 WEST 31ST STREET,
8TH FLOOR
NEW YORK, N.Y. 10001
TEL: 212.479.5400

LANDSCAPE ARCHITECT:
TERRAIN-NYC LANDSCAPE ARCHITECTURE PC,
203 LAFAYETTE STREET,
NEW YORK, N.Y. 10012
TEL: 212-537-6080

LIGHTING CONSULTANT:
PHT LIGHTING DESIGN INC.,
350 SEVENTH AVENUE,
NEW YORK, N.Y. 10001
TEL: 917-525-5669

DATE	SUBMISSIONS / REVISIONS
04-22-19	REVISED ULURP FILING SET
05-06-19	REVISED ULURP FILING SET

SHEET TITLE:

PEDESTRIAN PLAZA SECTIONS

THIS DRAWING IS AN INSTRUMENT OF SERVICE AND SHALL REMAIN THE PROPERTY OF AUFGANG ARCHITECTS LLC WHETHER THE PROJECT FOR WHICH IT IS MADE IS EXECUTED OR NOT. THE DRAWING SHALL NOT BE USED BY THE OWNER OR OTHERS ON OTHER PROJECTS OR EXTENSIONS TO THIS PROJECT OR FOR COMPLETION OF THIS PROJECT BY OTHERS EXCEPT BY AGREEMENT IN WRITING WITH AUFGANG ARCHITECTS LLC. SUBMISSION OR DISTRIBUTION TO MEET OFFICIAL REGULATORY REQUIREMENTS OR FOR OTHER PURPOSES IN CONNECTION WITH THIS PROJECT IS NOT TO BE CONSTRUED AS PUBLICATION IN DEROGATION OF AUFGANG ARCHITECTS LLC. REPRODUCTION OR PUBLICATION BY ANY METHOD IN WHOLE OR IN PART IS PROHIBITED. TITLE TO THE DRAWING RESERVED TO AUFGANG ARCHITECTS LLC. WITHOUT PREJUDICE.

SEAL & SIGNATURE



ISSUE DATE: 12-05-17	PROJECT NO: # 1532
DRAWN BY: BG	CHECKED BY: ST
SCALE: AS NOTED	SHEET NO: 14 OF 14

DRAWING NO: L-602

NYC DOB NUMBER: