Appendix F

Noise Back-Up

Site 1 AM

	Start time	End Time	Elapsed time	LAeq [dB]	LAS_1 [dB]	LAS_{10} [dB]	LAS_{50} [dB]	LAS_{90} [dB]	LASmin [dB]	LASmax [dB]
Value				65.9	76	67	61.4	56.9	52.5	89
Time	7:10:00 AM	7:30:00 AM	0:20:00							
Date	6/14/2011									

Site 1 MD

	Start time	End Time	Elapsed time	LAeq [dB]	LAS_1 [dB]	LAS_{10} [dB]	LAS_{50} [dB]	LAS_{90} [dB]	LASmin [dB]	LASmax [dB]
Value				67.3	75	69.4	67	58.2	54	87.1
Time	11:03:00 AM	11:23:00 AM	0:20:00							
Date	6/14/2011									

Site 1 PM

	Start time	End Time	Elapsed time	LAeq [dB]	LAS_1 [dB]	LAS_{10} [dB]	LAS_{50} [dB]	LAS_{90} [dB]	LASmin [dB]	LASmax [dB]
Value				68	80.3	67.4	60.8	57.5	53.9	90.9
Time	5:30:00 PM	5:50:00 PM	0:20:00							
Date	6/14/2011									

Site 2 AM

	Start time	End Time	Elapsed time	LAeq [dB]	LAS_1 [dB]	LAS_{10} [dB]	LAS_{50} [dB]	LAS_{90} [dB]	LASmin [dB]	LASmax [dB]
Value				66.1	77.7	68	61.5	57.6	54	87.3
Time	8:44:00 AM	9:04:00 AM	0:20:00							
Date	6/14/2011									

Site 2 MD

	Start time	End Time	Elapsed time	LAeq [dB]	LAS_1 [dB]	LAS_{10} [dB]	LAS_{50} [dB]	LAS_{90} [dB]	LASmin [dB]	LASmax [dB]
Value				65.8	73.7	69.2	63.4	57.2	54.5	79.6
Time	12:23:00 AM	12:43:00 AM	0:20:00							
Date	6/14/2011									

Site 2 PM

	Start time	End Time	Elapsed time	LAeq [dB]	LAS_1 [dB]	LAS_{10} [dB]	LAS_{50} [dB]	LAS_{90} [dB]	LASmin [dB]	LASmax [dB]
Value				63.4	71.2	65.5	61.5	59.9	57.9	80.7
Time	4:00:00 PM	4:20:00 PM	0:20:00							
Date	6/14/2011									

Site 3 AM

	Start time	End Time	Elapsed time	LAeq [dB]	LAS_1 [dB]	LAS_{10} [dB]	LAS_{50} [dB]	LAS_{90} [dB]	LASmin [dB]	LASmax [dB]
Value				74.5	83.7	77.1	70	65.1	61	97.1
Time	7:42:00 AM	8:02:00 AM	0:20:00							
Date	6/14/2011									

Site 3 MD

	Start time	End Time	Elapsed time	LAeq [dB]	LAS_1 [dB]	LAS_{10} [dB]	LAS_{50} [dB]	LAS_{90} [dB]	LASmin [dB]	LASmax [dB]
Value				73.4	84.2	76.2	69.5	63.1	60	91.5
Time	11:31:00 AM	11:51:00 AM	0:20:00							
Date	6/14/2011									

Site 3 PM

	Start time	End Time	Elapsed time	LAeq [dB]	LAS_1 [dB]	LAS_{10} [dB]	LAS_{50} [dB]	LAS_{90} [dB]	LASmin [dB]	LASmax [dB]
Value				75.6	82.9	77.5	70.3	65.2	61.4	101.7
Time	4:55:00 PM	5:15:00 PM	0:20:00							
Date	6/14/2011									

Site 4 AM

	Start time	End Time	Elapsed time	LAeq [dB]	LAS_1 [dB]	LAS_{10} [dB]	LAS_{50} [dB]	LAS_{90} [dB]	LASmin [dB]	LASmax [dB]
Value				68.8	78.4	72.2	65.5	59.6	55.4	82.8
Time	8:15:00 AM	8:35:00 AM	0:20:00							
Date	6/14/2011									

Site 4 MD

	Start time	End Time	Elapsed time	LAeq [dB]	LAS_1 [dB]	LAS_{10} [dB]	LAS_{50} [dB]	LAS_{90} [dB]	LASmin [dB]	LASmax [dB]
Value				66.8	76.7	70.4	63.6	56.6	53.5	87.8
Time	11:59:00 AM	12:19:00 PM	0:20:00							
Date	6/14/2011									

Site 4 PM

	Start time	End Time	Elapsed time	LAeq [dB]	LAS_1 [dB]	LAS_{10} [dB]	LAS_{50} [dB]	LAS_{90} [dB]	LASmin [dB]	LASmax [dB]
Value				69.9	80.4	72.7	64.9	58.8	53.7	90.9
Time	4:25:00 PM	4:45:00 PM	0:20:00							
Date	6/14/2011									

Site 5 AM

	Start time	End Time	Elapsed time	LAeq [dB]	LAS_1 [dB]	LAS_{10} [dB]	LAS_{50} [dB]	LAS_{90} [dB]	LASmin [dB]	LASmax [dB]
Value				70.7	79.2	73.4	68.4	64.9	61.3	88.4
Time	7:41:00 AM	8:01:00 AM	0:20:00							
Date	6/15/2011									

Site 5 MD

	Start time	End Time	Elapsed time	LAeq [dB]	LAS_1 [dB]	LAS_{10} [dB]	LAS_{50} [dB]	LAS_{90} [dB]	LASmin [dB]	LASmax [dB]
Value				71.3	80.3	72.3	66.4	63.2	59.4	98.3
Time	1:43:00 PM	2:03:00 PM	0:20:00							
Date	6/15/2011									

Site 5 PM

	Start time	End Time	Elapsed time	LAeq [dB]	LAS_1 [dB]	LAS_{10} [dB]	LAS_{50} [dB]	LAS_{90} [dB]	LASmin [dB]	LASmax [dB]
Value				72.3	81.6	75.9	68.4	64.6	60.8	88.4
Time	4:00:00 PM	4:20:00 PM	0:20:00							
Date	6/15/2011									

Site 6 AM

	Start time	End Time	Elapsed time	LAeq [dB]	LAS_1 [dB]	LAS_{10} [dB]	LAS_{50} [dB]	LAS_{90} [dB]	LASmin [dB]	LASmax [dB]
Value				69.9	80.9	72.8	65.1	60.7	56.3	87.4
Time	8:16:00 AM	8:36:00 AM	0:20:00							
Date	6/15/2011									

Site 6 MD

	Start time	End Time	Elapsed time	LAeq [dB]	LAS_1 [dB]	LAS_{10} [dB]	LAS_{50} [dB]	LAS_{90} [dB]	LASmin [dB]	LASmax [dB]
Value				72.8	82.3	73.2	66.1	60.9	57.6	98.9
Time	1:10:00 PM	1:30:00 PM	0:20:00							
Date	6/15/2011									

Site 6 PM

	Start time	End Time	Elapsed time	LAeq [dB]	LAS_1 [dB]	LAS_{10} [dB]	LAS_{50} [dB]	LAS_{90} [dB]	LASmin [dB]	LASmax [dB]
Value				71.3	81.4	74.4	67.9	62.2	57.5	88.7
Time	4:30:00 PM	4:50:00 PM	0:20:00							
Date	6/15/2011									

Site 7 AM

	Start time	End Time	Elapsed time	LAeq [dB]	LAS_1 [dB]	LAS_{10} [dB]	LAS_{50} [dB]	LAS_{90} [dB]	LASmin [dB]	LASmax [dB]
Value				72.1	84.3	73.4	67.3	62.9	58	93.8
Time	9:11:00 AM	9:31:00 AM	0:20:00							
Date	6/15/2011									

Site 7 MD

	Start time	End Time	Elapsed time	LAeq [dB]	LAS_1 [dB]	LAS_{10} [dB]	LAS_{50} [dB]	LAS_{90} [dB]	LASmin [dB]	LASmax [dB]
Value				69.3	78.6	71.7	66.6	62.8	57	91.5
Time	12:22:00 PM	12:42:00 PM	0:20:00							
Date	6/15/2011									

Site 7 PM

	Start time	End Time	Elapsed time	LAeq [dB]	LAS_1 [dB]	LAS_{10} [dB]	LAS_{50} [dB]	LAS_{90} [dB]	LASmin [dB]	LASmax [dB]
Value				73.6	85.6	71.1	65.8	62.8	58.9	96.9
Time	5:00:00 PM	5:20:00 PM	0:20:00							
Date	6/15/2011									

Brinckerhoff Computation Sheet

Subject Noise Monitoring -
Receptor 1 160 W126 St

Made by Ronald Ying
Date 6/14/2011
Checked by
Date

Weather:

Date →	6/14	6/14	6/16	
Time →	7:10am	11:03am	5:30pm	
LEQ	65.9	67.3	68.0	
SEL	91.5	86.1	96.0	
L99				
L90	56.9	58.2	57.5	
L50	61.4	67.0	60.8	
L10	67.0	69.4	67.4	
L1	76.0	75.0	80.3	
INST				
MIN	50.5	54.0	53.9	
MAXL	89.0	87.1	90.9	
MAXP				
PEAK				
SPL	94.0	94.0	94.0	

TRAFFIC VOLUMES

ROADWAY	AUTO	LT	HT	BUS

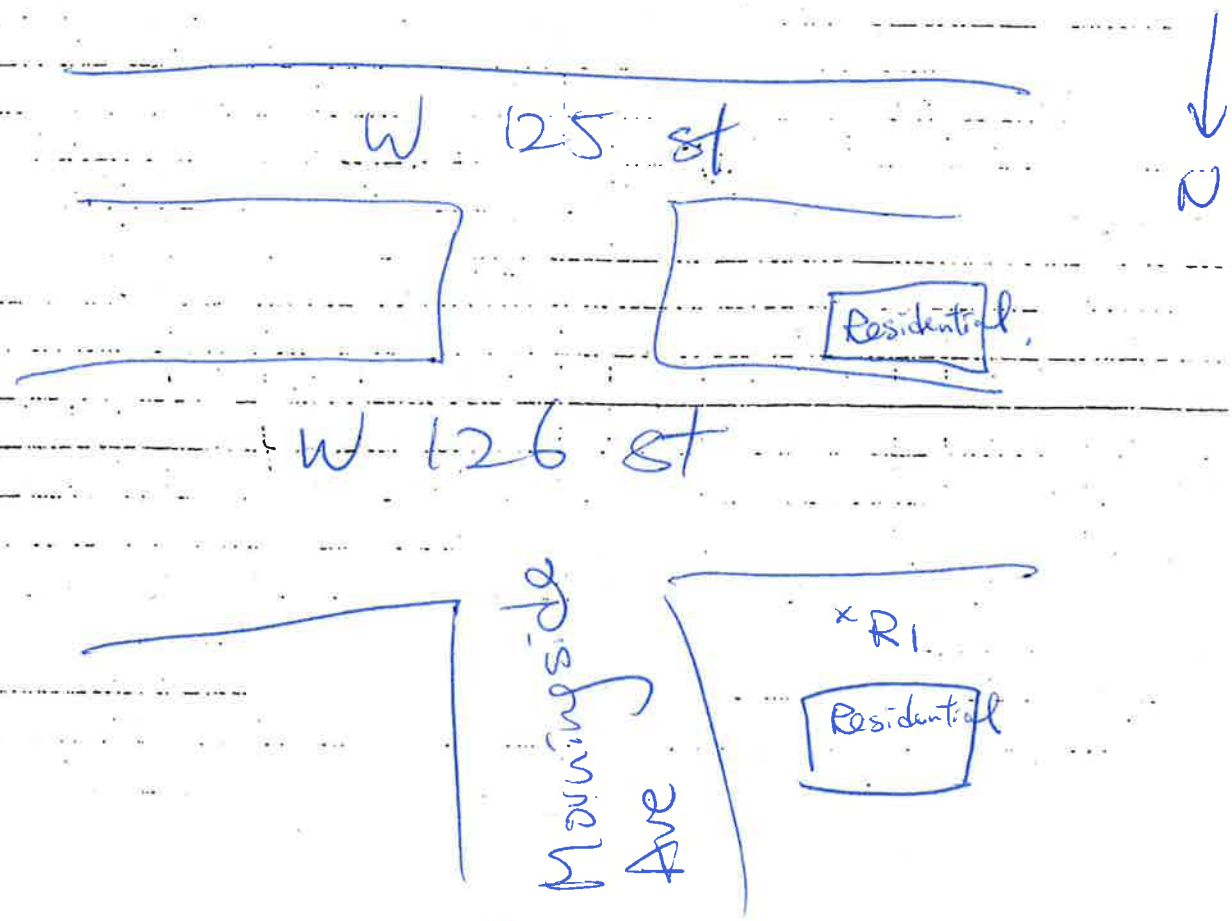

[illegible] Computation Sheet

Subject: Noise Monitoring -
Receptor 2: 409 W127 St

Made by: Ronald Ying
Date: 6/14/2011
Checked by:
Date:

Weather:

Date →	6/14	6/14	6/16	
Time →	8:44am	12:23PM	4:00PM	
LEQ	66.1	65.8	63.4	
SEL	85.8	-	73.2	
L99				
L90	57.6	58.2	59.9	
L50	61.5	63.4	61.5	
L10	68.0	69.2	65.5	
L1	77.7	73.7	71.2	
INST				
MINL	54	54.5	57.9	
MAXL	87.3	79.6	80.7	
MAXF				
PEAK				
SPL	94.0	94.0	94.0	

TRAFFIC VOLUMES

ROADWAY	AUTO	LT	HT	BUS

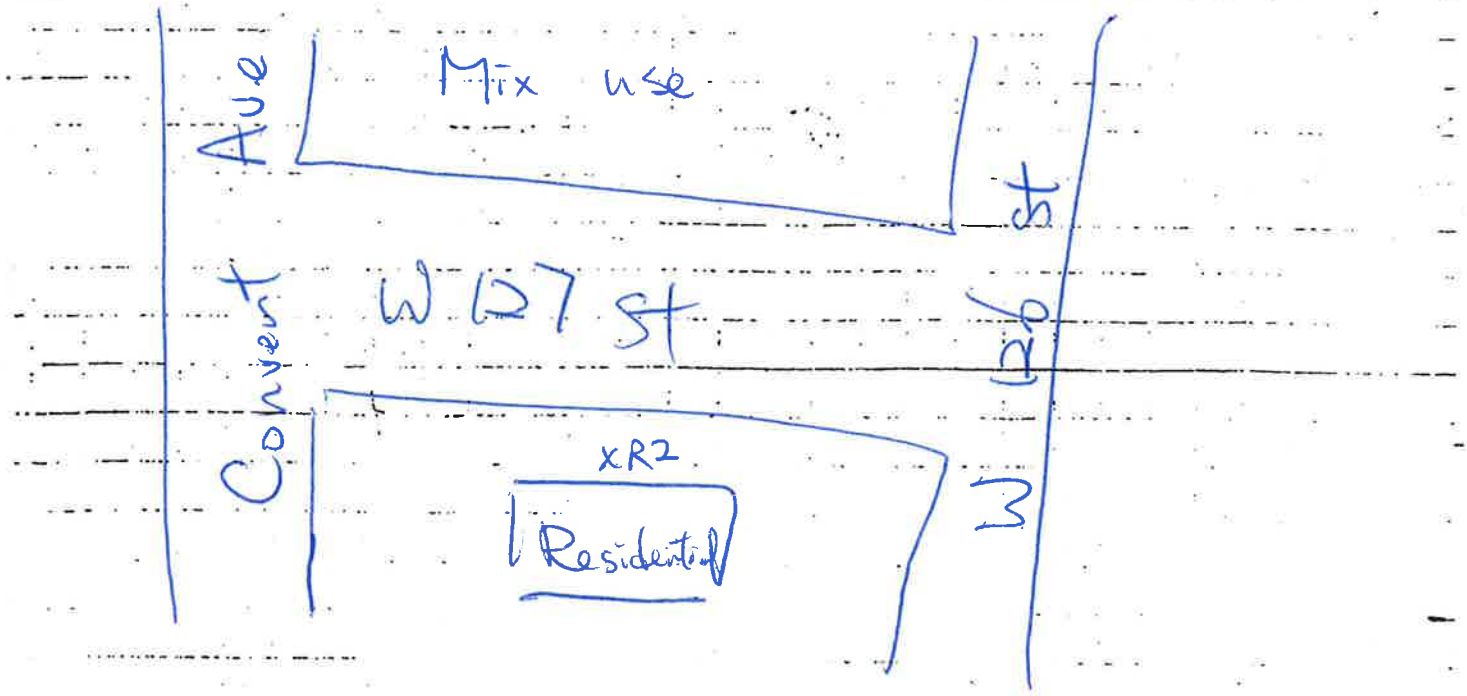

BRINCKERHOFF Computation Sheet

Subject: Noise Monitoring –
Receptor: 3 1361 Amsterdam Ave.

Made by: Ronald Yip
Date: 6/14/2011
Checked by:
Date:

Weather:

Date →	6/14	6/14	6/16	
Time →	7:42am	11:31am	4:55pm	
LEQ	74.5	73.4	75.6	
SEL	101.6	99.9	103.3	
L99				
L90	65.1	63.1	65.2	
L50	70.1	69.5	70.3	
L10	77.1	76.2	77.5	
L1	83.7	84.2	82.9	
INST				
MINL	61	60	61.4	
MAXL	97.1	91.5	101.7	
MAXF				
PEAK				
SPL	94.0	94.0	94.0	

TRAFFIC VOLUMES

ROADWAY	AUTO	LT	HT	BUS



Brinckerhoff Computation Sheet

Page ____ of ____

Made by Ronald Ying

Date 6/14/2011

Checked by ____

Date ____

Subject Noise Monitoring -

Receptor 4 36 Convent Ave.

Weather:

Date →	6/14	6/14	6/16	
Time →	8:15am	11:59am	4:25pm	
LEQ	68.8	66.8	69.9	
SEL	88.1	87.1	95.4	
L99				
L90	59.6	56.6	58.8	
L50	65.5	63.6	64.9	
L10	72.2	70.4	72.7	
L1	78.4	76.7	80.4	
INST				
MINL	55.4	53.5	53.7	
MAXL	82.8	87.7	90.9	
MAXF				
PEAK				
SPL	94.0	94.0	94.0	

TRAFFIC VOLUMES

ROADWAY	AUTO	LT	HT	BUS

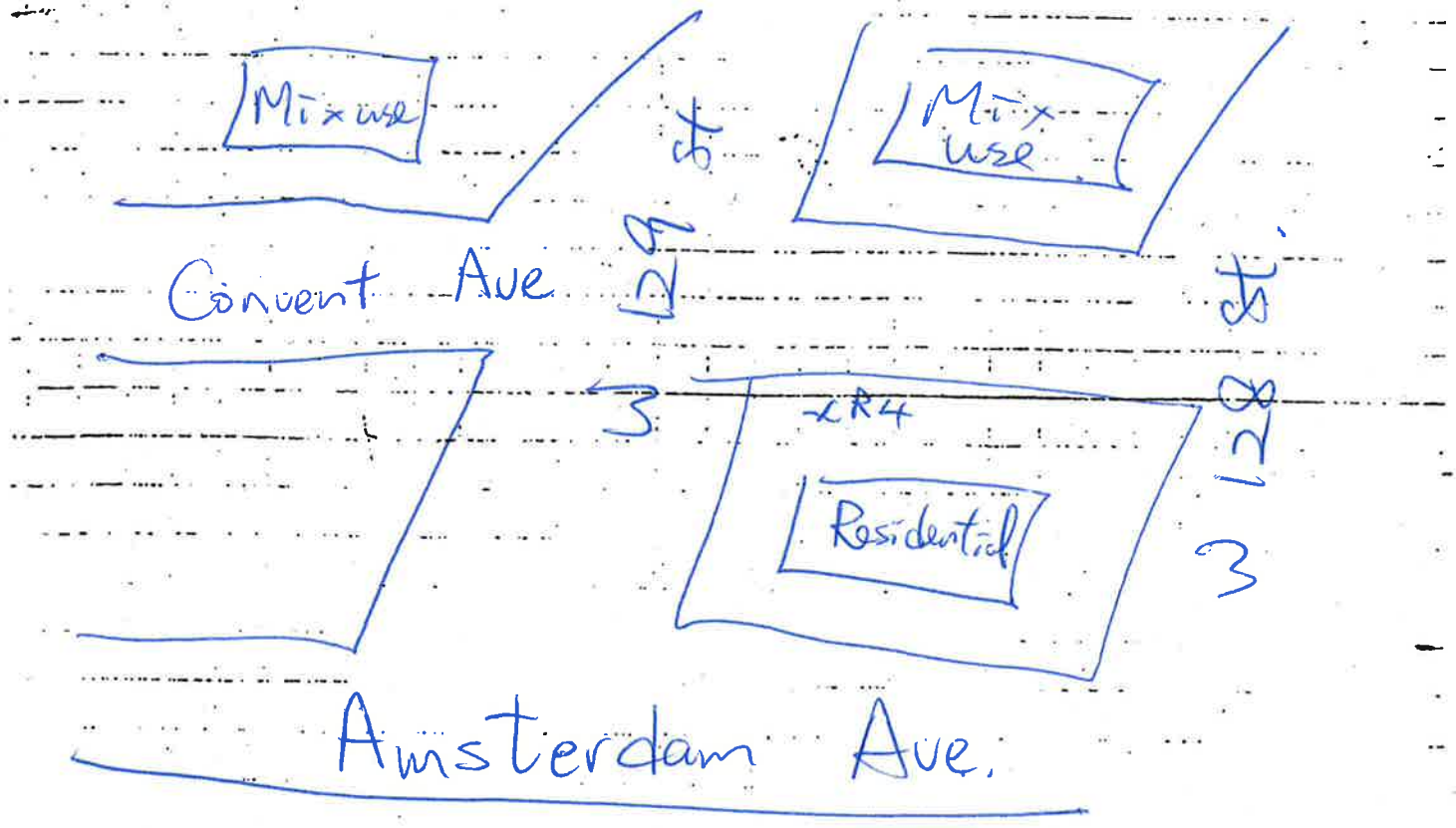

Brinckerhoff Computation Sheet

Page ____ of ____

Made by Ronald Ying

Date 6/15/2011

Checked by ____

Date ____

Subject Noise Monitoring -

Receptor 5 145th St & Broadway in front of Rite Aid.

Weather:

Date →	6/15	6/15	6/15	
Time →	7:41am	1:43pm	4:00pm	
LEQ	70.7	71.3	72.3	
SEL	90.5	98.6	96.4	
L99				
L90	64.5	63.2	64.6	
L50	68.4	66.4	68.4	
L10	73.4	72.3	75.9	
L1	79.2	80.3	81.6	
INST				
MINL	61.3	59.4	60.8	
MAXL	88.4	98.3	88.4	
MAXF				
PEAK				
SPL	93.9	93.9	93.9	

TRAFFIC VOLUMES

ROADWAY	AUTO	LT	HT	BUS

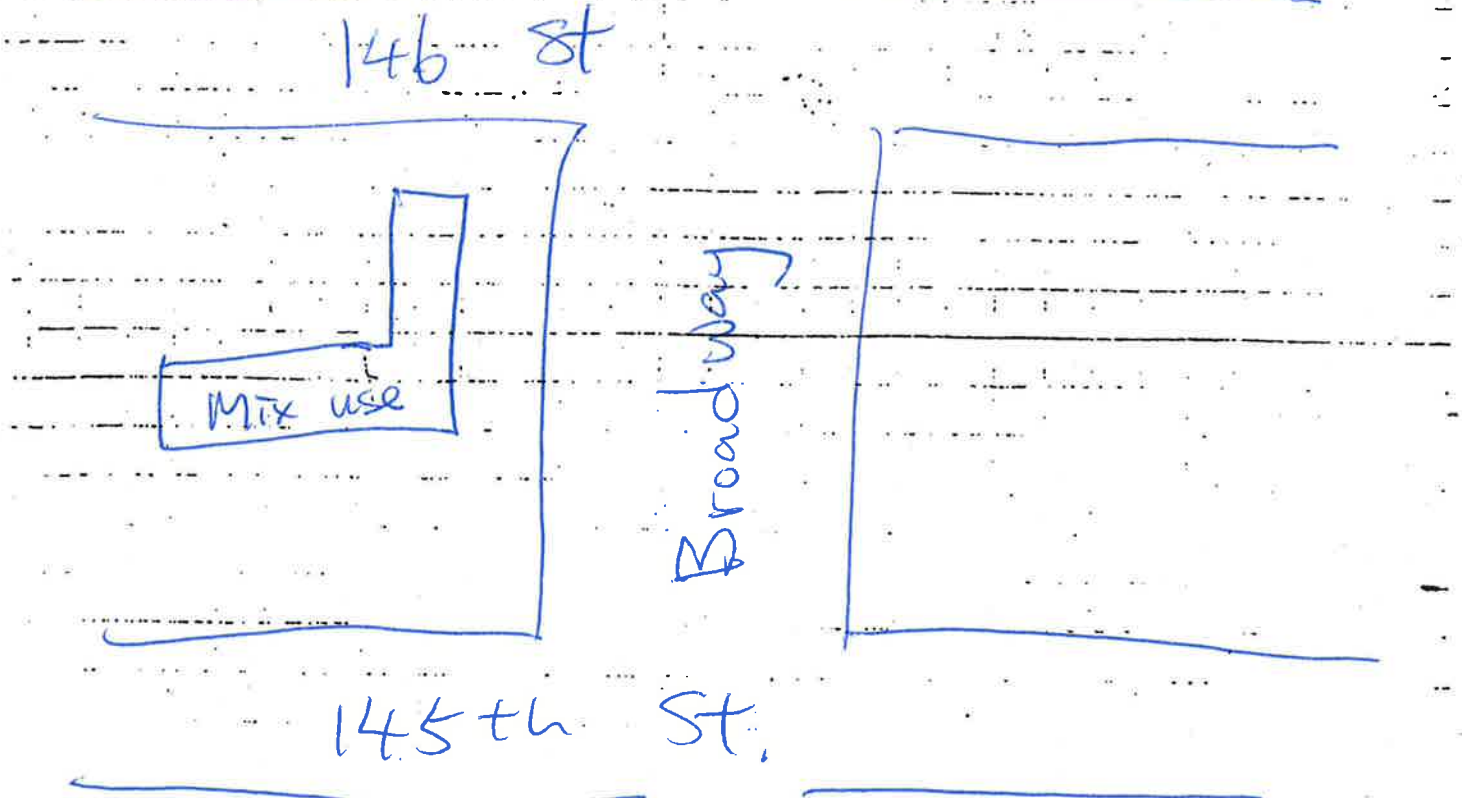

Brinckerhoff Computation Sheet

Page ____ of ____

Made by Ronald Tang

Date 6/15/2011

Checked by ____

Date ____

Subject Noise Monitoring -

Receptor 6 231 Edgecombe Ave.

Weather:

Date →	6/15	6/15	6/15	
Time →	8:16am	1:00pm	4:30pm	
LEQ	69.9	72.8	71.3	
SEL	94.8	101.2	95.5	
L99				
L90	60.7	60.9	62.2	
L50	65.1	66.1	67.9	
L10	72.8	73.2	74.4	
L1	80.9	82.3	81.4	
INST				
MINL	56.3	57.6	57.5	
MAXL	87.4	98.9	88.7	
MAXF				
PEAK				
SPL	93.9	93.9	93.9	

TRAFFIC VOLUMES

ROADWAY	AUTO	LT	HT	BUS

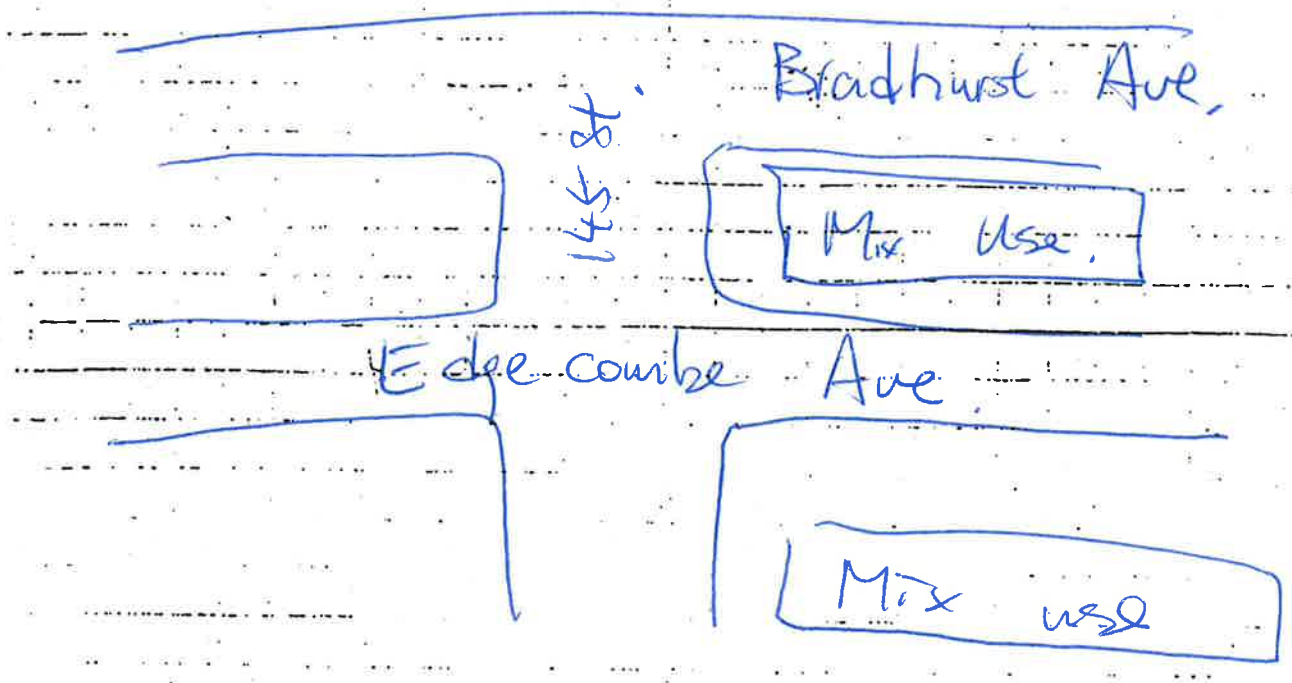

Brinckerhoff Computation Sheet

Subject: Noise Monitoring –

Receptor: 7 94 St. Nicholas Pl. Deli

Page ____ of ____

Made by: Ronald Ying

Date: 6/15/2011

Checked by: ____

Date: ____

Weather:

Date →	6/15	6/15	6/15	
Time →	9:11am	12.22pm	5:00pm	
LEQ	72.1	69.3	73.6	
SEL	99.6	91.4	103.1	
L99				
L90	62.9	62.8	62.8	
L50	67.3	66.6	65.8	
L10	73.4	71.7	71.1	
L1	84.3	78.6	85.6	
INST				
MINL	58.0	57.0	58.9	
MAXL	93.8	91.5	96.9	
MAXF				
PEAK				
SPL	93.9	93.9	93.9	

TRAFFIC VOLUMES

ROADWAY	AUTO	LT	HT	BUS

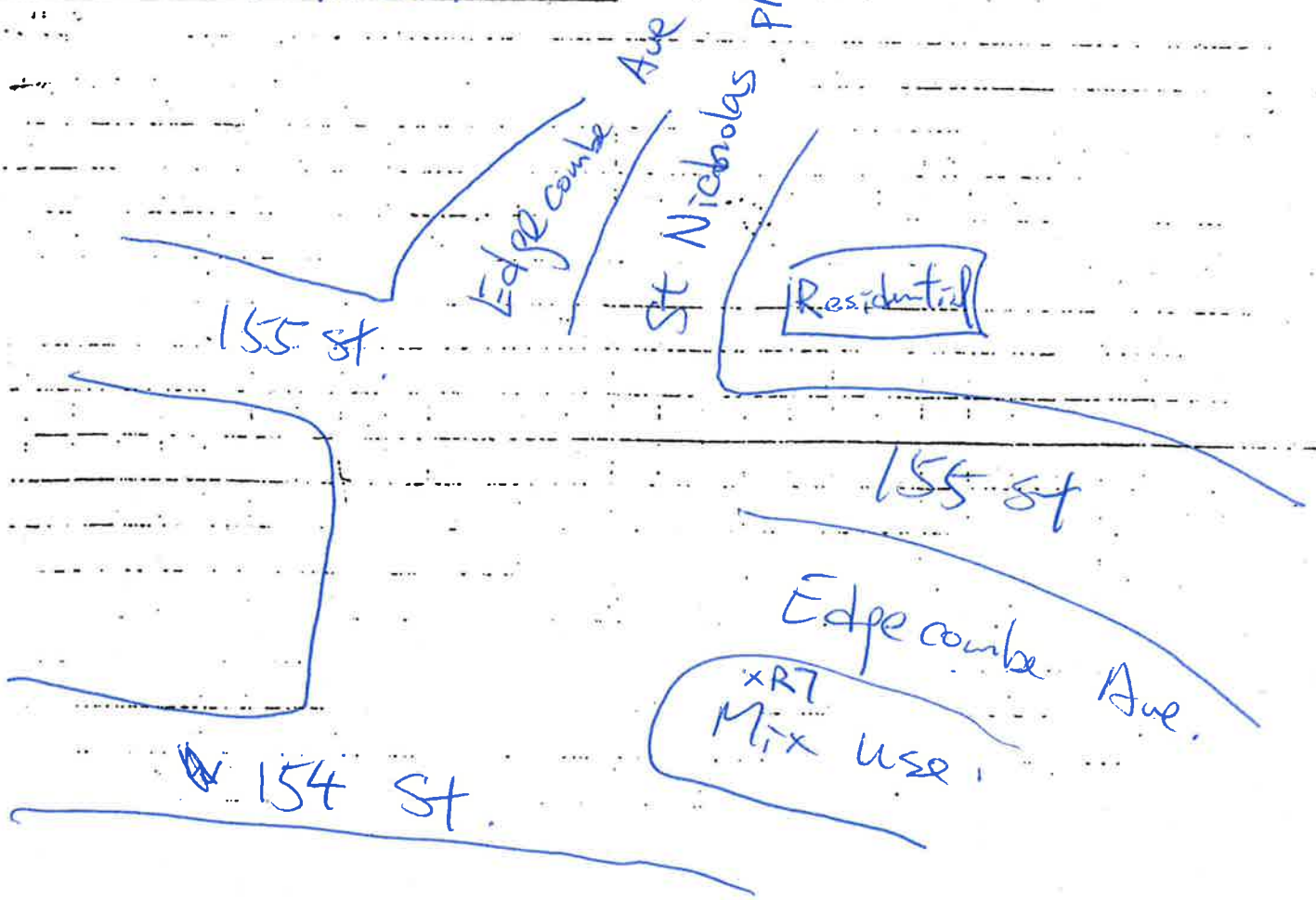

Table F-1 Summary of Projected Sites Minimum Required Window Attenuation Requirements

Site Block		Lot(s)	Proposed Zoning	Projected Use	Governing Site	Minimum Required Building Attenuation
1	2069	20	R8A/C2-4	Mix Use	7	31
2	2054	69	R8A/C2-4	Mix Use	7	31
4	2078	55	R7A	Residential		30
5	2092	26	C6-3X IH / C1-4	Commercial	5	33
6a (85% CF in Build)	2077	14	R8A IH/C2-4/R7A	Mix Use	5	33
6b (Remove deed rest. In Build)	2077	14	R8A IH/C2-4/R7A	Mix Use	5	33
7	2076	61	C6-3X IH	Commercial	5	33
8	2076	45	R8A IH	Residential	5	33
9	2076	40, 41	R8A IH	Residential	5	33
10	2072	38	R7A	Residential		30
11	1988	14	R7A	Residential		25
12	1988	18	R7A	Residential		25
13	1970	9	R7A	Residential	4	30
14	1967	85	MX M1-5/R7-2	Mix Use	4	28
15	1967	66	MX M1-5/R7-2	Mix Use	2	25
17	1953	54	R7A	Residential	2	25
18	1966	78, 80, 81, 82, 83	MX M1-5/R7-2	Mix Use	1	28
19	1966	77	MX M1-5/R7-2	Mix Use	1	28
40a (retain bldgs)	1967	89, 40, 45, 50, 60	MX M1-5/R7-2	Mix Use	3	33
40b (new dev)	1967	89, 40, 45, 50, 60	MX M1-5/R7-2	Mix Use	3	33
50	1966	41, 95	MX M1-5/R7-2	Mix Use	1	28
51	2091	38	R8 / C1-4	Mix Use	5	33
52	2060	25	R6A / C1-4	Mix Use	6	31
53	2050	150	R6A / C1-4	Mix Use	6	31
54	2070	8	R7A / C1-4	Mix Use		30
55	2070	12	R7A / C1-4	Mix Use		30

Table F-2 Summary of Potential Sites Minimum Required Window Attenuation Requirements

Site	Block	Lot(s)	Proposed Zoning	Projected Use	Governing Site	Minimum Required Building Attenuation
20	2065	6	R7A	Residential		25
21	2065	10	R7A	Residential		25
22	2078	17	R7A	Residential		30
23	2077	6	R8A IH	Residential	5	33
24	2077	24	R8A IH	Residential	5	33
25	2091	36	C6-3X IH / C1-4	Commercial	5	33
26	2076	25, 125	R7A	Residential		30
27	2076	27, 127	R7A	Residential		30
28	2051	56, 57	R8A	Residential	6	31
29	2051	58, 59	R8A	Residential	6	31
30	2071	42, 141	R7A	Residential		30
31	1968	16	MX M1-5 / R7-2	Mix Use	4	28
32	1966	107, 108	MX M1-5 / R7-2	Mix Use	3	33
33	1967	9,10,12	MX M1-5 / R7-2	Mix Use	1	28
56	2092	21	R6A / C1-4	Mix Use	5	33
57	2060	10	R6A / C1-4	Mix Use	6	31

Receptor	Site	Hour	Existing Condition								No Build					Build							
			Volume	% Auto	%Medium	% Heavy	% Bus	PCE	Leq	L_{10}	Volume	PCE	Leq	L_{10}	Change over existing	Auto Volume Increment	Medium Truck Volume Increment	Heavy Truck Volume Increment	Bus Volume Increment	Total PCE	Leq	L_{10}	Change over No Build
160 W 126th Street	1	Weekday AM	797	86.2%	9.7%	1.4%	2.7%	2591.3	65.9	67.0	907	2949.0	66.5	67.6	0.6	90	10	1	3	3287.1	66.9	68.0	0.5
		Weekday MD	594	86.1%	10.9%	0.7%	2.2%	1793.3	67.3	69.4	671	2025.7	67.8	69.9	0.5	54	7	0	1	2215.9	68.2	70.3	0.4
		Weekday PM	990	91.8%	5.5%	0.8%	2.0%	2323.5	68.0	67.4	1067	2504.2	68.3	67.7	0.3	55	3	0	1	2645.1	68.6	68.0	0.2
409 W 127th Street	2	Weekday AM	705	91.0%	6.0%	0.9%	2.1%	1771.2	66.1	68.0	774	1944.5	66.5	68.4	0.4	48	3	0	1	2077.7	66.8	68.7	0.3
		Weekday MD	517	85.7%	9.9%	1.4%	3.0%	1720.7	65.8	69.2	544	1810.6	66.0	69.4	0.2	45	5	1	2	1983.7	66.4	69.8	0.4
		Weekday PM	858	90.9%	4.9%	2.1%	1.9%	2449.9	63.4	65.5	903	2578.4	63.6	65.7	0.2	47	3	1	1	2726.8	63.9	66.0	0.2
1361 Amsterdam Ave	3	Weekday AM	1083	81.3%	7.5%	7.3%	3.9%	6430.9	74.5	77.1	1106	6567.4	74.6	77.2	0.1	30	3	3	1	6787.1	74.7	77.3	0.1
		Weekday MD	882	79.6%	9.3%	4.6%	6.5%	4703.7	73.4	76.2	887	4730.4	73.4	76.2	0.0	46	5	3	4	5039.7	73.7	76.5	0.3
		Weekday PM	1223	85.7%	7.5%	3.2%	3.4%	4826.0	75.6	77.5	1220	4814.1	75.6	77.5	0.0	51	5	2	2	5050.9	75.8	77.7	0.2
36 Convent Ave	4	Weekday AM	414	89.9%	1.4%	0.0%	8.7%	1098.0	68.8	72.2	421	1116.6	68.9	72.3	0.1	16	0	0	0	1132.6	68.9	72.3	0.1
		Weekday MD	195	86.2%	6.2%	1.5%	6.2%	681.0	66.8	70.4	197	688.0	66.8	70.4	0.0	7	0	0	0	695.0	66.9	70.5	0.0
		Weekday PM	492	94.5%	0.0%	0.0%	5.5%	951.0	69.9	72.7	500	966.5	70.0	72.8	0.1	5	0	0	0	971.5	70.0	72.8	0.0
145th St & Broadway	5	Weekday AM	1599	84.2%	4.7%	2.6%	8.4%	6726.0	70.7	73.4	1628	6848.0	70.8	73.5	0.1	9	6	0	0	6935.0	70.8	73.5	0.1
		Weekday MD	1461	88.9%	4.5%	2.3%	4.3%	4842.0	71.3	72.3	1487	4928.2	71.4	72.4	0.1	36	7	0	0	5055.2	71.5	72.5	0.1
		Weekday PM	1740	87.2%	2.9%	1.6%	8.3%	6042.0	72.3	75.9	1772	6153.1	72.4	76.0	0.1	41	0	0	0	6194.1	72.4	76.0	0.0
231 Edgecombe Ave	6	Weekday AM	1272	90.3%	1.4%	2.6%	5.7%	4230.0	69.9	72.8	1296	4309.8	70.0	72.9	0.1	1	2	0	0	4336.8	70.0	72.9	0.0
		Weekday MD	1092	94.0%	3.8%	1.6%	0.5%	2526.0	72.8	73.2	1112	2572.3	72.9	73.3	0.1	10	2	0	0	2608.3	72.9	73.3	0.1
		Weekday PM	1005	89.3%	3.6%	1.8%	5.4%	3183.0	71.3	74.4	1023	3240.0	71.4	74.5	0.1	7	0	0	0	3247.0	71.4	74.5	0.0
94 St Nicholas Pl	7	Weekday AM	2187	93.1%	1.1%	1.8%	4.0%	5748.0	72.1	73.4	2226	5850.5	72.2	73.5	0.1	15	0	0	0	5865.5	72.2	73.5	0.0
		Weekday MD	1962	94.6%	2.1%	1.1%	2.1%	4146.0	69.3	71.7	1998	4222.1	69.4	71.8	0.1	26	0	0	0	4248.1	69.4	71.8	0.0
		Weekday PM	2250	95.9%	1.5%	0.0%	2.7%	3666.0	73.6	71.4	2291	3732.8	73.7	71.5	0.1	22	0	0	0	3754.8	73.7	71.5	0.0

Receptor	Site	Hour	NB Delta	Existing L_{10}	Existing Category	NB L_{10}	No Build Category	Build Delta	NB L_{10}	Build L_{10}	Build Category	CEQR criteria dB(A)	Building Attenuation Required
160 W 126th Street	1	Weekday AM	0.6	67.0	MARGINALLY ACCEPTABLE	67.6	MARGINALLY ACCEPTABLE	0.5	67.6	68.0	MARGINALLY ACCEPTABLE	45	25
		Weekday MD	0.5	69.4	MARGINALLY ACCEPTABLE	69.9	MARGINALLY ACCEPTABLE	0.4	69.9	70.3	MARGINALLY UNACCEPTABLE	45	28
		Weekday PM	0.3	67.4	MARGINALLY ACCEPTABLE	67.7	MARGINALLY ACCEPTABLE	0.2	67.7	68.0	MARGINALLY ACCEPTABLE	45	25
409 W 127th Street	2	Weekday AM	0.4	68.0	MARGINALLY ACCEPTABLE	68.4	MARGINALLY ACCEPTABLE	0.3	68.4	68.7	MARGINALLY ACCEPTABLE	45	25
		Weekday MD	0.2	69.2	MARGINALLY ACCEPTABLE	69.4	MARGINALLY ACCEPTABLE	0.4	69.4	69.8	MARGINALLY ACCEPTABLE	45	25
		Weekday PM	0.2	65.5	MARGINALLY ACCEPTABLE	65.7	MARGINALLY ACCEPTABLE	0.2	65.7	66.0	MARGINALLY ACCEPTABLE	45	25
1361 Amsterdam Ave	3	Weekday AM	0.1	77.1	MARGINALLY UNACCEPTABLE	77.2	MARGINALLY UNACCEPTABLE	0.1	77.2	77.3	MARGINALLY UNACCEPTABLE	45	33
		Weekday MD	0.0	76.2	MARGINALLY UNACCEPTABLE	76.2	MARGINALLY UNACCEPTABLE	0.3	76.2	76.5	MARGINALLY UNACCEPTABLE	45	33
		Weekday PM	0.0	77.5	MARGINALLY UNACCEPTABLE	77.5	MARGINALLY UNACCEPTABLE	0.2	77.5	77.7	MARGINALLY UNACCEPTABLE	45	33
36 Convent Ave	4	Weekday AM	0.1	72.2	MARGINALLY UNACCEPTABLE	72.3	MARGINALLY UNACCEPTABLE	0.1	72.3	72.3	MARGINALLY UNACCEPTABLE	45	28
		Weekday MD	0.0	70.4	MARGINALLY UNACCEPTABLE	70.4	MARGINALLY UNACCEPTABLE	0.0	70.4	70.5	MARGINALLY UNACCEPTABLE	45	28
		Weekday PM	0.1	72.7	MARGINALLY UNACCEPTABLE	72.8	MARGINALLY UNACCEPTABLE	0.0	72.8	72.8	MARGINALLY UNACCEPTABLE	45	28
145th St & Broadway	5	Weekday AM	0.1	73.4	MARGINALLY UNACCEPTABLE	73.5	MARGINALLY UNACCEPTABLE	0.1	73.5	73.5	MARGINALLY UNACCEPTABLE	45	31
		Weekday MD	0.1	72.3	MARGINALLY UNACCEPTABLE	72.4	MARGINALLY UNACCEPTABLE	0.1	72.4	72.5	MARGINALLY UNACCEPTABLE	45	28
		Weekday PM	0.1	75.9	MARGINALLY UNACCEPTABLE	76.0	MARGINALLY UNACCEPTABLE	0.0	76.0	76.0	MARGINALLY UNACCEPTABLE	45	33
231 Edgecombe Ave	6	Weekday AM	0.1	72.8	MARGINALLY UNACCEPTABLE	72.9	MARGINALLY UNACCEPTABLE	0.0	72.9	72.9	MARGINALLY UNACCEPTABLE	45	28
		Weekday MD	0.1	73.2	MARGINALLY UNACCEPTABLE	73.3	MARGINALLY UNACCEPTABLE	0.1	73.3	73.3	MARGINALLY UNACCEPTABLE	45	31
		Weekday PM	0.1	74.4	MARGINALLY UNACCEPTABLE	74.5	MARGINALLY UNACCEPTABLE	0.0	74.5	74.5	MARGINALLY UNACCEPTABLE	45	31
94 St Nicholas Pl	7	Weekday AM	0.1	73.4	MARGINALLY UNACCEPTABLE	73.5	MARGINALLY UNACCEPTABLE	0.0	73.5	73.5	MARGINALLY UNACCEPTABLE	45	31
		Weekday MD	0.1	71.7	MARGINALLY UNACCEPTABLE	71.8	MARGINALLY UNACCEPTABLE	0.0	71.8	71.8	MARGINALLY UNACCEPTABLE	45	28
		Weekday PM	0.1	71.4	MARGINALLY UNACCEPTABLE	71.5	MARGINALLY UNACCEPTABLE	0.0	71.5	71.5	MARGINALLY UNACCEPTABLE	45	28

Construction Noise PCE Calculation for Worse Case Hour: 2014 6-7AM

Location	Receptor Site Number	Hour	No Build								Construction Impact								
			Volume	% Auto	%Medium	% Heavy	% Bus	No Build PCE	Leq	L_{10}	Auto Volume Increment	Medium Truck Volume Increment	Heavy Truck Volume Increment	Bus Volume Increment	Construction PCE	Leq	L_{10}	Leq Change over No Build	L_{10} Change over No Build
160 W 126th Street	1	Weekday AM	397	85.18%	10.37%	1.61%	2.81%	1375.1	66.5	67.6	7	0	10	0	1852.1	67.8	68.9	1.3	1.3
409 W 127th Street	2	Weekday AM	354	91.53%	5.48%	1.19%	1.84%	891.7	66.5	68.4	2	0	6	0	1175.7	67.8	69.7	1.2	1.2
1361 Amsterdam Ave	3	Weekday AM	542	75.11%	9.62%	9.62%	5.60%	4081.4	74.6	77.2	8	0	22	0	5123.4	75.6	78.2	1.0	1.0
126th St @ Amsterdam Ave		Weekday AM	718	76.30%	11.12%	7.88%	4.63%	4844.2	-	-	3	0	24	0	5975.2	-	-	0.9	0.9
127th St @ 126th St		Weekday AM	218	89.25%	6.82%	2.96%	1.00%	730.3	-	-	0	0	13	0	1341.3	-	-	2.6	2.6