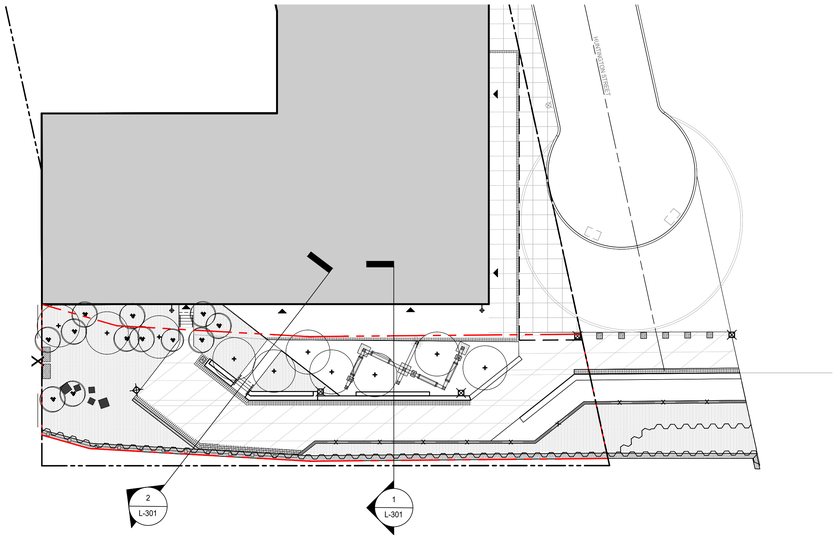

- KEY PLAN
NTS

LEGEND

ZONING LOT LINE

LIMIT OF SPWW - SHORE PUBLIC WALKWAY / WPAA

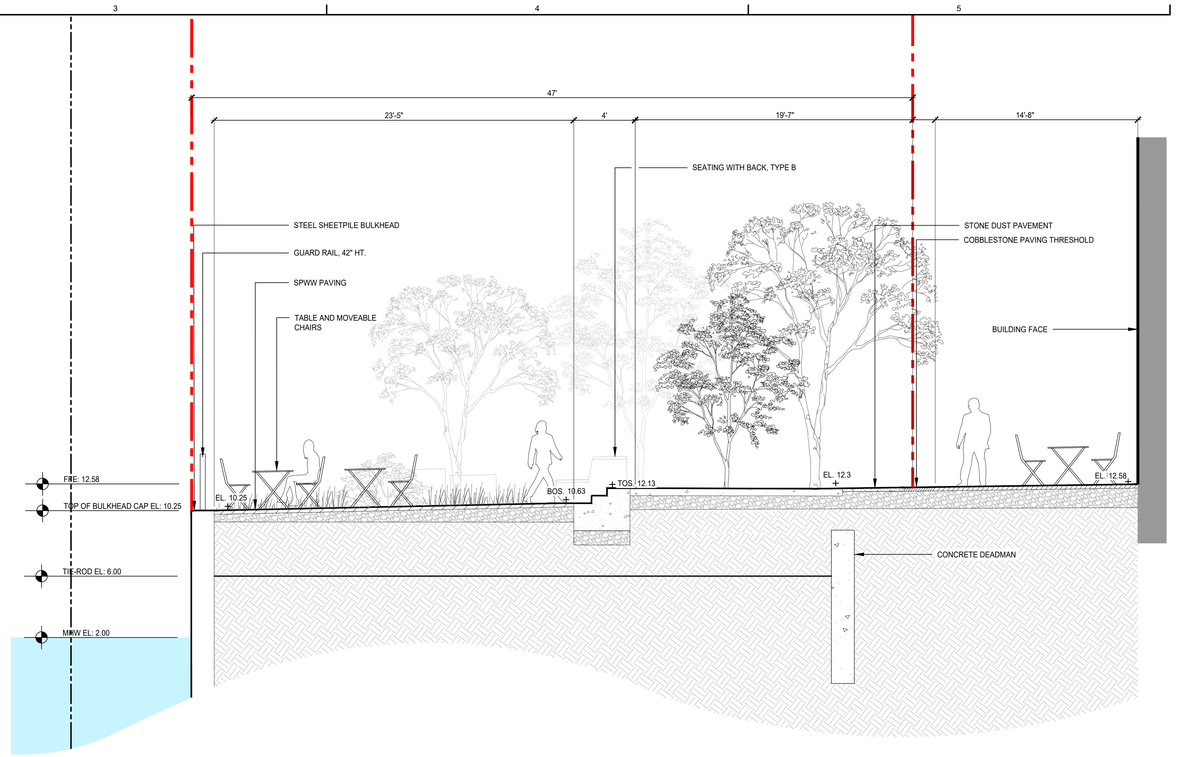

2 SHORE PUBLIC WALKWAY: SECTION
SCALE: 1/4" =1'

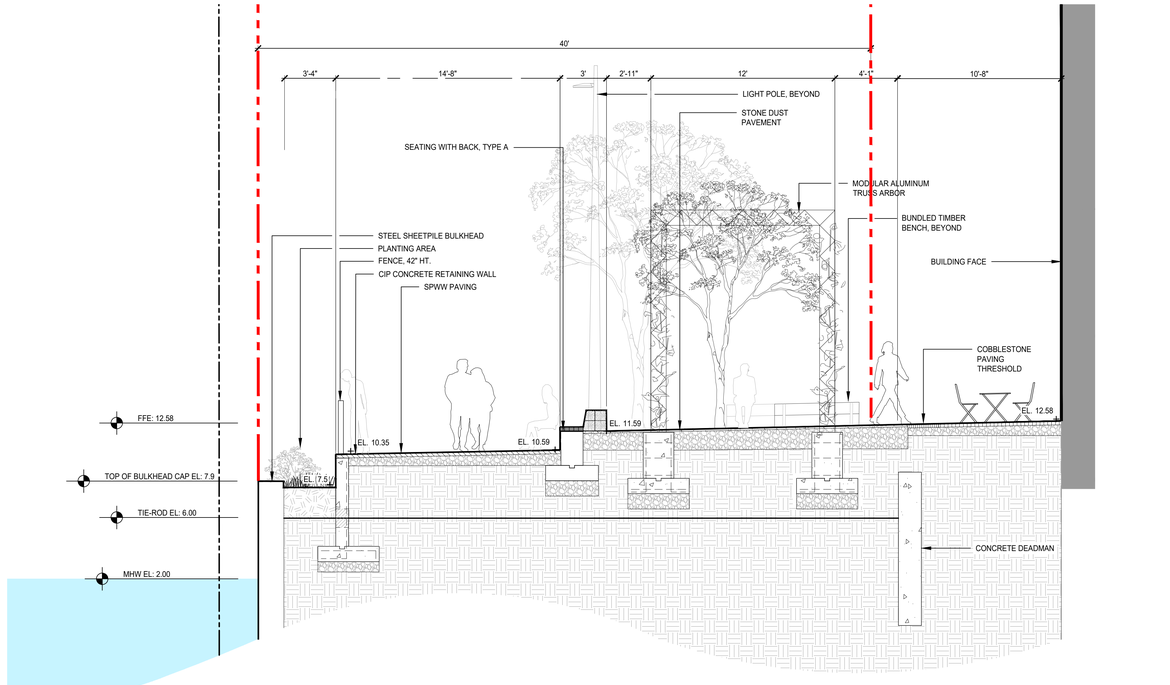

1 SHORE PUBLIC WALKWAY: SECTION
SCALE: 1/4"=1'-0"

By access or receipt, the User acknowledges, consents and agrees that the Documents, provided by Dattner Architects D.P.C., including but not limited to plans and specifications, in any media (the "Documents"), are copyrighted instruments of professional service. The User agrees that the Documents may not be used for any other purpose or for any other project or for the completion of any partial project on this project by any other party without the prior written consent of Dattner Architects. Any such use or completion by the User or any other party accessing the Documents shall be at the User's sole risk and without liability to Dattner Architects and the User shall indemnify and hold harmless Dattner Architects, its principals, consultants, agents and/or employees from and against any and all claims, liabilities, damages, losses, judgments, costs and expenses, including attorneys' fees, arising out of or resulting from such use or completion. No representation is made by Dattner Architects as to the accuracy or scale of the Documents or that they reflect actual conditions. Use of the Documents is at the sole risk of the User or any other party accessing the Documents. The User and any other party accessing the Documents shall be responsible for verifying all dimensions and conditions shown on the Documents prior to commencing any work or preparing any shop drawings, fabrication documents or other documents. Any discrepancies shall be reported to Dattner Architects immediately. Dattner Architects shall not be liable for any changes or additions to the Documents. Dattner Architects shall not be liable for any deficiencies in construction and/or the means, methods, techniques, sequences and/or procedures of construction or the safety precautions and programs incident thereto. Any and all changes or additions to the Documents, including but not limited to any deficiencies in construction and/or the means, methods, techniques, sequences and/or procedures of construction or the safety precautions and programs incident thereto, that are a result of any changes or additions to the Documents, Dattner Architects shall not be responsible for and the User shall indemnify and hold harmless Dattner Architects, its principals, consultants, agents and/or employees as a result of any and all unauthorized changes to or use of the Documents, including but not limited to any deficiencies in construction and/or the means, methods, techniques, sequences and/or procedures of construction or the safety precautions and programs incident thereto, even if Dattner Architects is named as an indemnitee. Dattner Architects makes no warranties, either express or implied, as to the merchantability and fitness for any particular purpose.

Printed: 10/5/2019 8:27:47 AM

Huntington Street

300 Huntington St.
Brooklyn, NY

300 Huntington Street LLC
155 3rd Street
Brooklyn, NY 11231

DattnerArchitects
1385 Broadway, 15th Floor
New York, NY 10018
tel 212 247 2660
www.dattner.com

BERNHEIMER ARCHITECTURE

Landscape Architect
SCAPE Landscape Architecture DPC
277 Broadway, Ninth Floor
New York, NY 10007

Lighting Consultant
Flux Studio Ltd.
49 Elizabeth Street, 4th Floor
New York, NY 10013

Lighting Consultant
Sighte Studio, LLC
98 8th Street, Ste. 302
Brooklyn, NY 11231

Structural Engineers
De Nardis Engineering, LLC
239 Central Avenue, Suite 200
White Plains, NY 10606

Revisions

Issue: ULURP Submission

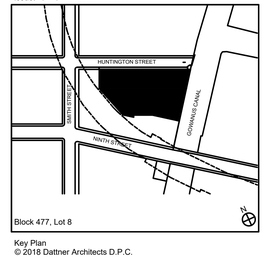

Key Plan
© 2018 Dattner Architects D.P.C.

SECTIONS

Date	09/22/2020
Scale	AS NOTED
Drawn By	
Checked By	
Project No.	1816
Sheet No.:	L-301.00

Seal

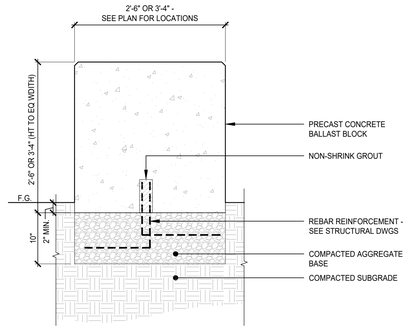

8 PRECAST CONCRETE BALLAST BLOCK SCULPTURE
SCALE: 1" = 1'-0"

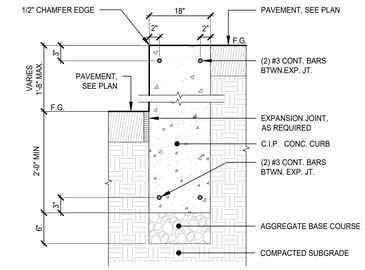

4 CIP CONCRETE CURB
SCALE: 1" = 1'-0"

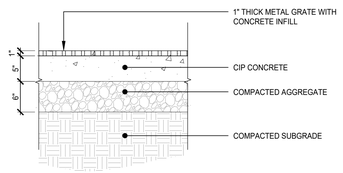



7 STAINLESS STEEL METAL GRATE WITH CONCRETE INFILL PAVEMENT
SCALE: 1" = 1'-0"

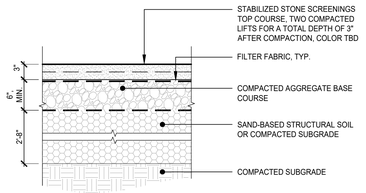

3 STONE DUST PAVEMENT
SCALE: 1" = 1'-0"

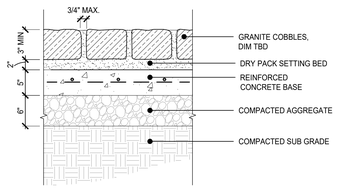



2 COBBLESTONE PAVING ON REINFORCED CONCRETE BASE
SCALE: 1" = 1'-0"

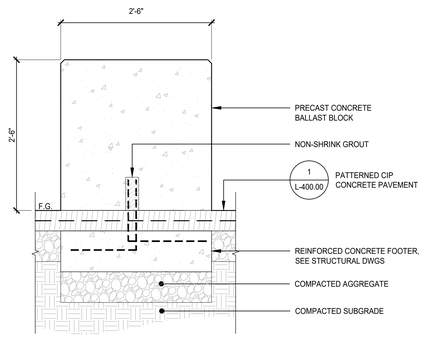

9 PRECAST CONCRETE BALLAST BLOCK BOLLARDS
SCALE: 1" = 1'-0"

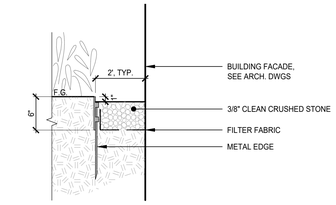

6 NO PLANT ZONE
SCALE: 1" = 1'-0"

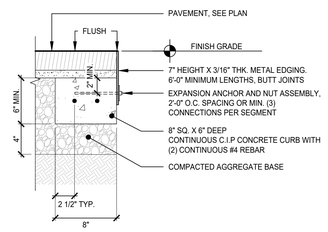

5 METAL EDGE AT PAVEMENT
SCALE: 1 1/2" = 1'-0"

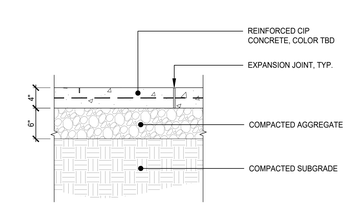



1 PATTERNED CIP CONCRETE PAVEMENT
SCALE: 1" = 1'-0"

By access or receipt, the User acknowledges, covenants and agrees that the documents, provided by Dattner Architects D.P.C., including but not limited to plans and specifications, in any media (the "Documents"), are copyrighted instruments of professional service. The User agrees that the Documents may not be used for any other project or for any purpose other than the project for which they were prepared by Dattner Architects D.P.C. (the "Project"), without the prior written consent of Dattner Architects D.P.C. The User further agrees that Dattner Architects shall have no responsibility or liability in connection with the unauthorized use, reuse, change or modification of the Documents in any manner by the User or any person or entity that gains access to the Documents through the User. The User agrees to indemnify and hold harmless Dattner Architects D.P.C. and its principals, consultants, agents and/or employees from and against any and all claims, damages, losses and expenses, including but not limited to attorney's fees and related documents, that may be incurred by Dattner Architects, its principals, consultants, agents and/or employees as a result of any and all unauthorized changes to or use of the Documents, including but not limited to any alteration to, modification of, deviation from, use as Shop Drawings, or additions to the Documents. Under no circumstance shall the transfer of the Documents and/or other instruments of service on or by electronic media be deemed a sale by Dattner Architects and Dattner Architects makes no warranties, either express or implied, as to their merchantability and fitness for any particular purpose.

Plotted - 10/20/19 9:27:47 AM

Huntington Street

300 Huntington St.
Brooklyn, NY

300 Huntington Street LLC
155 3rd Street
Brooklyn, NY 11231

Dattner Architects
1385 Broadway, 15th Floor
New York, NY 10018
tel 212 247 2660
www.dattner.com

BERNHEIMER
ARCHITECTURE

Landscape Architect
SCAPE Landscape Architecture DPC
277 Broadway, Ninth Floor
New York, NY 10007

Lighting Consultant
Flux Studio Ltd.
49 Elizabeth Street, 4th Floor
New York, NY 10013

Lighting Consultant
Sighte Studio, LLC
98 8th Street, Ste. 302
Brooklyn, NY 11231

Structural Engineers
De Nardis Engineering, LLC
239 Central Avenue, Suite 200
White Plains, NY 10606

Revisions

Issue: ULURP Submission

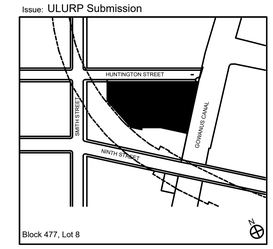

Key Plan
© 2018 Dattner Architects D.P.C.

SITE DETAILS

Date	09/22/2020
Scale	AS NOTED
Drawn By	
Checked By	
Project No.	1816
Sheet No.:	L-400.00

Seal

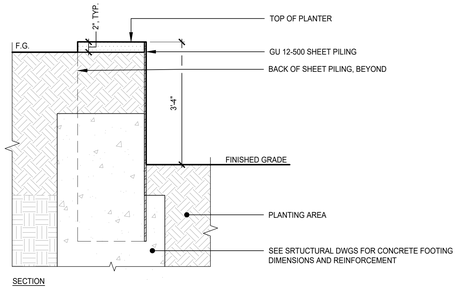

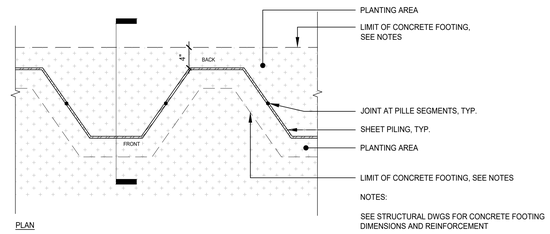

6 STEEL SHEET PILE PLANTER WALL
SCALE: 1" = 1'-0"

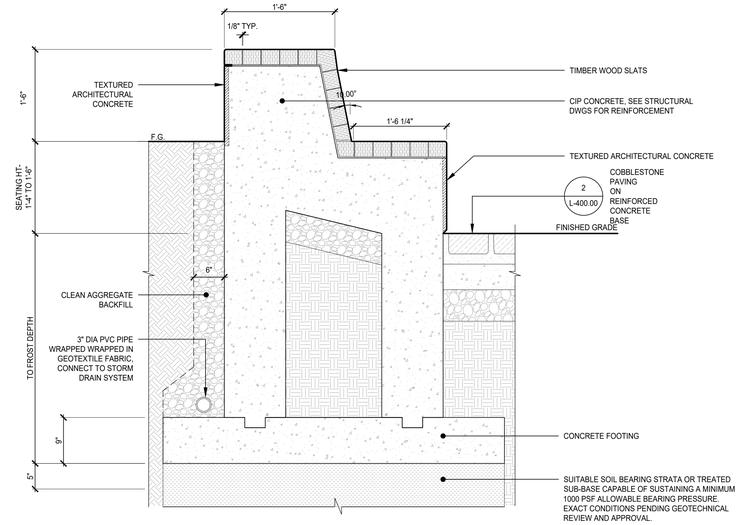

3 SEATING WITH BACK TYPE B
SCALE: 1" = 1'-0"

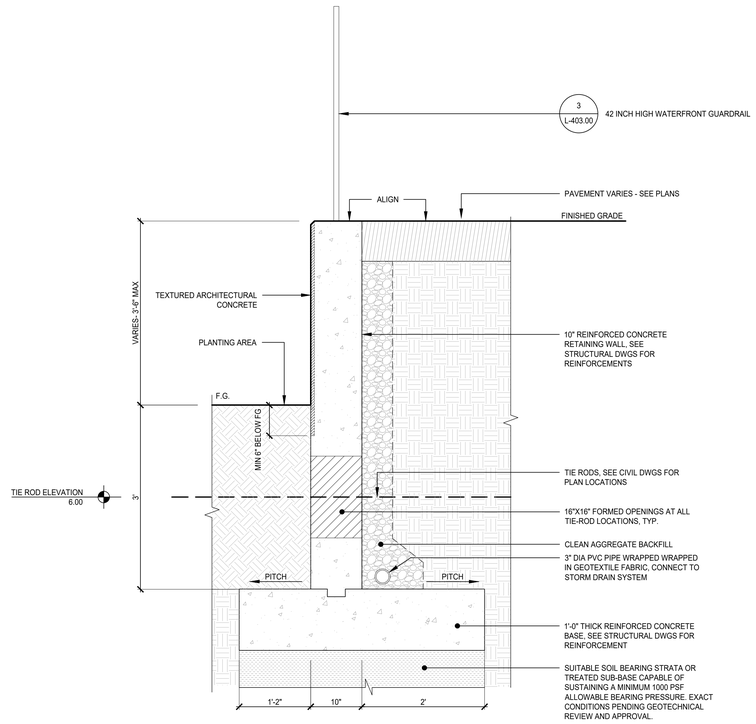

5 CIP CONCRETE RETAINING WALL
SCALE: 1" = 1'-0"

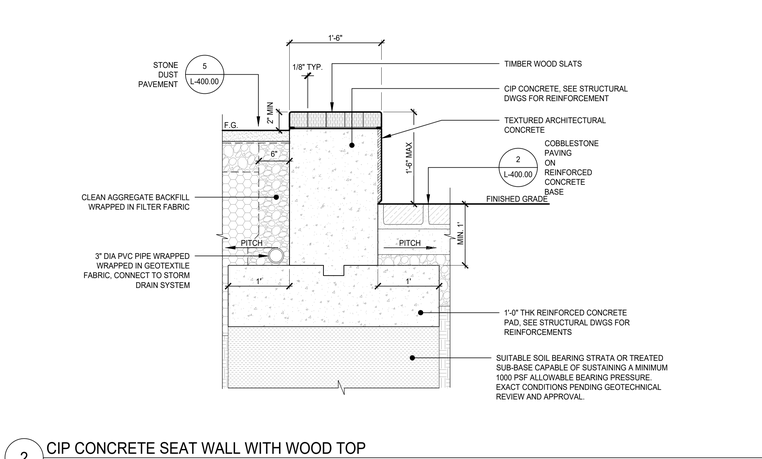

2 CIP CONCRETE SEAT WALL WITH WOOD TOP
SCALE: 1" = 1'-0"

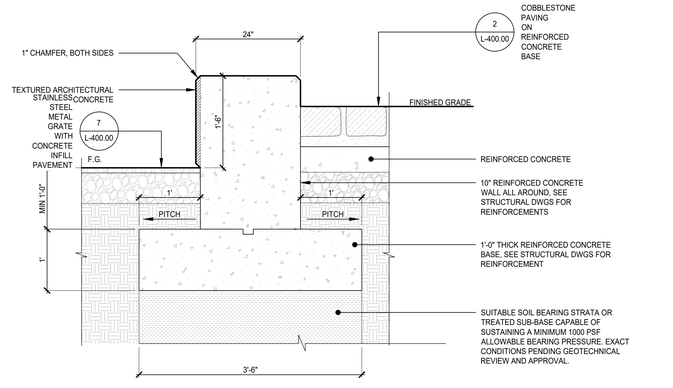

4 CIP CONCRETE SEAT WALL
SCALE: 1" = 1'-0"

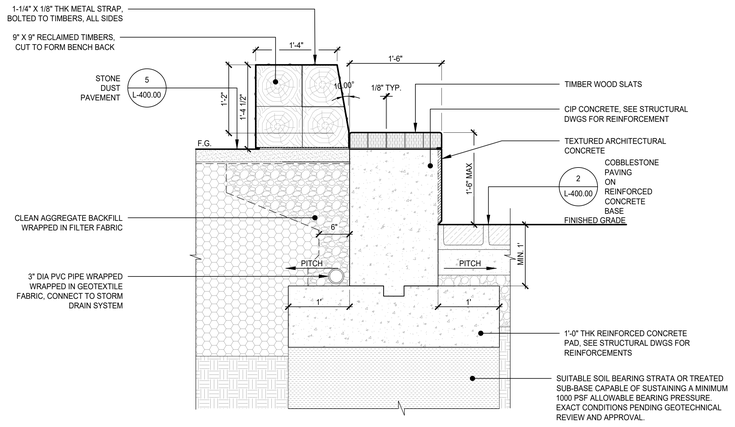

1 SEATING WITH BACK TYPE A
SCALE: 1" = 1'-0"

By access to or receipt, the User acknowledges, covenants and agrees that the documents, provided by Dattner Architects D.P.C., including but not limited to plans and specifications, in any media (the "Documents"), are copyrighted instruments of professional service. The User agrees that the Documents may not be used for any other project or for any work expressly authorized in writing by Dattner Architects. The User further agrees that Dattner Architects shall have no responsibility or liability in connection with the unauthorized use, reuse, change or modification of the Documents in any manner by the User or by any person or entity for which the User is responsible. The User agrees to indemnify and hold harmless Dattner Architects and its consultants, agents and employees from any claims, damages, losses or expenses, including attorney's fees and costs incurred, that may be incurred by Dattner Architects, its principals, consultants, agents and/or employees as a result of any and all unauthorized changes to or use of the Documents, including but not limited to any alteration to, modification of, deviation from, use as Shop Drawings, or additions to the Documents. Under no circumstances shall the transfer of the Documents by electronic media be deemed a sale by Dattner Architects and Dattner Architects makes no warranties, either express or implied, as to their merchantability and fitness for any purpose.

Plotted: 1/29/2019 9:23:47 AM

Huntington Street

300 Huntington St.
Brooklyn, NY

300 Huntington Street LLC
155 3rd Street
Brooklyn, NY 11231

Dattner Architects
1385 Broadway, 15th Floor
New York, NY 10018
tel 212 247 2660
www.dattner.com

BERNHEIMER ARCHITECTURE

Landscape Architect
SCAPE Landscape Architecture DPC
277 Broadway, Ninth Floor
New York, NY 10007

Lighting Consultant
Flux Studio Ltd.
49 Elizabeth Street, 4th Floor
New York, NY 10013

Lighting Consultant
Sighte Studio, LLC
98 8th Street, Ste. 302
Brooklyn, NY 11231

Structural Engineers
De Nardis Engineering, LLC
239 Central Avenue, Suite 200
White Plains, NY 10606

Revisions

Issue: ULURP Submission

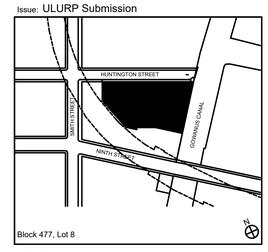

Key Plan
© 2018 Dattner Architects D.P.C.

SITE DETAILS

Date	09/22/2020
Scale	AS NOTED
Drawn By	
Checked By	
Project No.	1816
Sheet No.:	L-401.00

Seal

By receipt or viewing this Dattner Architects drawing, specification or other document (the "Documents"), you agree that the Documents are instruments of professional service. The User agrees that the Documents may not be used for any other project or for any extensions of this project except by agreement in writing and with appropriate compensation to Dattner Architects. The User agrees that the Documents shall not be altered from their original form. The User agrees that the Documents may not be used for any other purpose or project without the written consent of Dattner Architects. The User agrees that the Documents shall not be given or loaned to any other party without the written consent of Dattner Architects. The User and any other party accessing the Documents agree that Dattner Architects shall not be liable for any claim arising from any reuse of the Documents or any portion thereof by the User or any other party accessing the Documents. The User and any other party accessing the Documents agree to indemnify and hold harmless Dattner Architects, its principals, consultants, agents and/or employees from and against any and all claims, liabilities, damages, losses, judgments, costs and expenses, including attorney's fees, arising out of or resulting from any reuse of the Documents or any portion thereof by the User or any other party accessing the Documents. In the event of any such reuse of the Documents by the User or any other party accessing the Documents, the User and any other party accessing the Documents shall remove all reference to Dattner Architects, its seal, and any indication that Dattner Architects participated in any way in the preparation of the Documents. Under no circumstances shall the transfer of the Documents to the User or any other party accessing the Documents be deemed a sale by Dattner Architects, and Dattner Architects makes no warranties, either express or implied, as to their merchantability and fitness for any particular purpose.

Plotted: 10/20/19 8:57:47 AM

IMAGE TO ILLUSTRATE DESIGN INTENT ONLY.



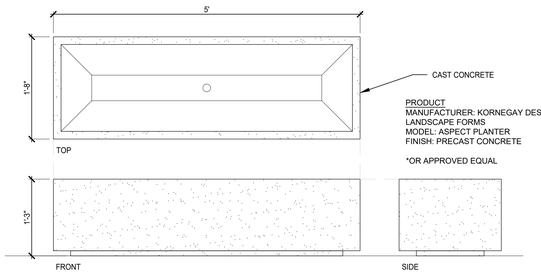

PRODUCT
MANUFACTURER: KORNEGAY DESIGN/ LANDSCAPE FORMS
MODEL: ASPECT PLANTER
FINISH: PRECAST CONCRETE

*OR APPROVED EQUAL

8 PLANTER
SCALE: 1" = 1'-0"



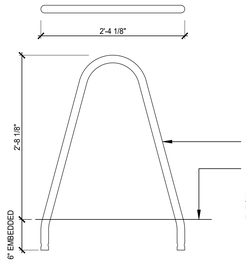

PRODUCT
MANUFACTURER: LANDSCAPE FORMS
MODEL: BOLA BIKE RACK
FINISH: STAINLESS STEEL

7 BICYCLE RACK
SCALE: 1" = 1'-0"

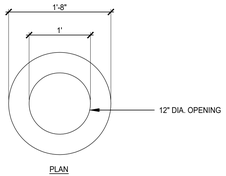



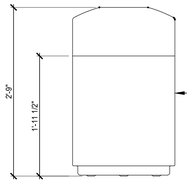

PRODUCT
MANUFACTURER: LANDSCAPE FORMS
MODEL: STEELY CAN
LITTER RECEPTACLE, TOP OPENING
FINISH: STAINLESS STEEL TOP AND BODY

6 TRASH AND RECYCLE RECEPTACLES
SCALE: 1" = 1'-0"

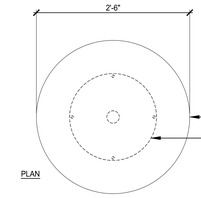

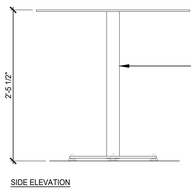

PRODUCT
MANUFACTURER: LANDSCAPE FORMS
MODEL: PARC CENTRE LINE
30" DIAMETER TABLE
FINISH: POWDER- COATED STEEL, COLOR TBD



5 TABLES
SCALE: 1" = 1'-0"

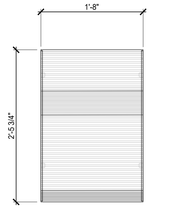

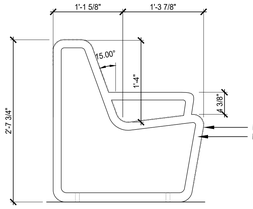

METAL ROD SLATS
METAL FRAME

PRODUCT
MANUFACTURER: MMCITE
MODEL: LIMPIDO CHAIR
LLP225
FINISH: POWDER-COATED STEEL
COLOR: TBD

IMAGE TO ILLUSTRATE DESIGN INTENT ONLY.



4 MOVABLE CHAIR
SCALE: 1/X" = X'-0"



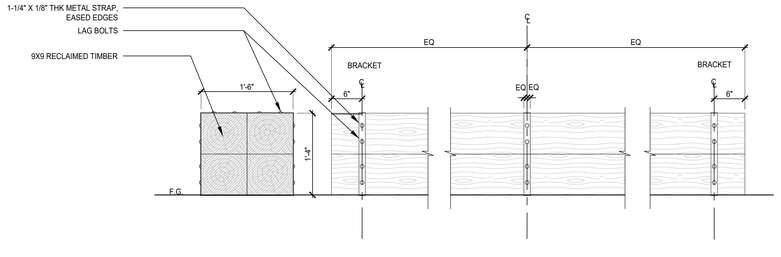

3 BACKLESS SEATING
SCALE: 1" = 1'-0"

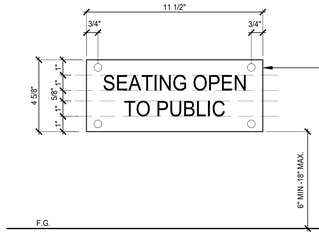

NOTE:
1. 3/16" THK METAL PANEL
2. LETTERING ETCHED AND FILLED WITH COLOR, TBD
3. SIGN SURFACE MOUNTED WITH TAMPER PROOF ATTACHMENTS.

2 SHORE PUBLIC WALKWAY SEATING SIGNAGE
SCALE: 3" = 1'-0"

NOTES:
1. LETTERING ETCHED AND FILLED WITH COLOR, TBD
2. * MAINTENANCE PERSONNEL SUBJECT TO CHANGE. FINAL DETERMINATION OF EMAIL AND PHONE # ARE TO BE COORDINATED WITH THE OWNER DURING SHOP DRAWING PROCESS.

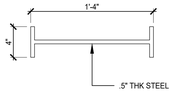



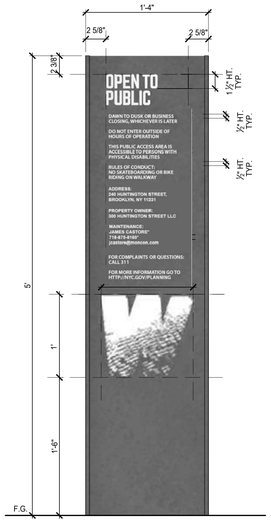

1 SHORE PUBLIC WALKWAY ENTRY SIGN & ZONING LOT LINE SIGNAGE
SCALE: 1 1/2" = 1'-0"

Huntington Street

300 Huntington St.
Brooklyn, NY

300 Huntington Street LLC
155 3rd Street
Brooklyn, NY 11231

DattnerArchitects
1385 Broadway, 15th Floor
New York, NY 10018
tel 212 247 2660
www.dattner.com

BERNHEIMER ARCHITECTURE

Landscape Architect
SCAPE Landscape Architecture DPC
277 Broadway, Ninth Floor
New York, NY 10007

Lighting Consultant
Flux Studio Ltd.
49 Elizabeth Street, 4th Floor
New York, NY 10013

Lighting Consultant
Sighte Studio, LLC
98 8th Street, Ste. 302
Brooklyn, NY 11231

Structural Engineers
De Nardis Engineering, LLC
239 Central Avenue, Suite 200
White Plains, NY 10606

Revisions

Issue: ULURP Submission

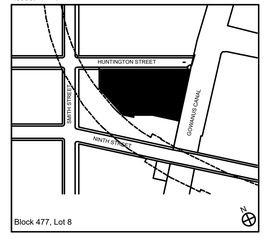

Key Plan
© 2018 Dattner Architects D.P.C.

SITE DETAILS

Date	09/22/2020
Scale	AS NOTED
Drawn By	
Checked By	
Project No.	1816
Seal	

Sheet No.:

L-402.00

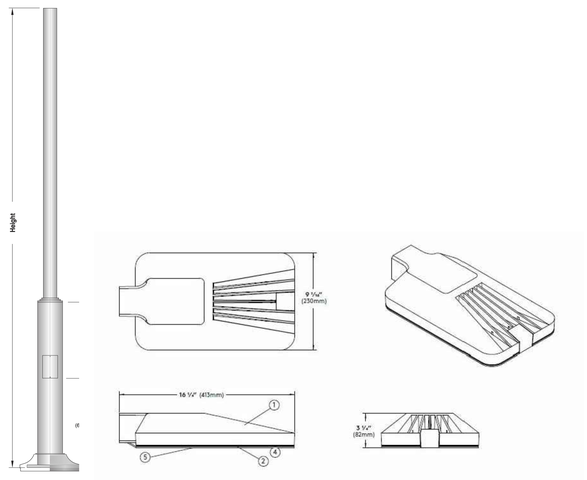

4 LIGHT POLE DETAIL
SCALE: NTS

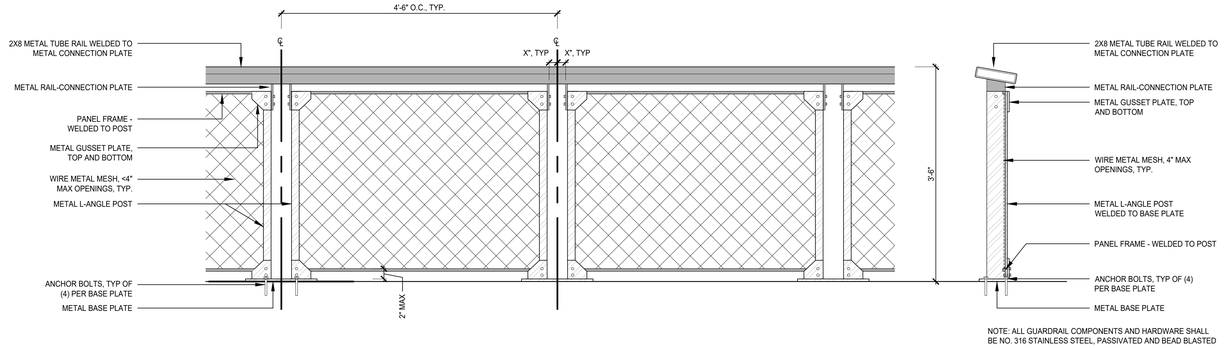

3 42 INCH HIGH WATERFRONT GUARDRAIL / FENCE
SCALE: 1" = 1'-0"

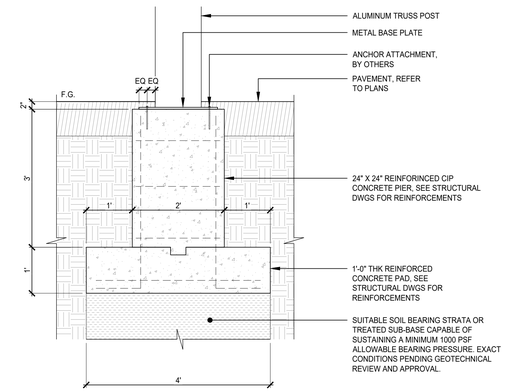

2 TRUSS FOOTING
SCALE: 3/4" = 1'-0"



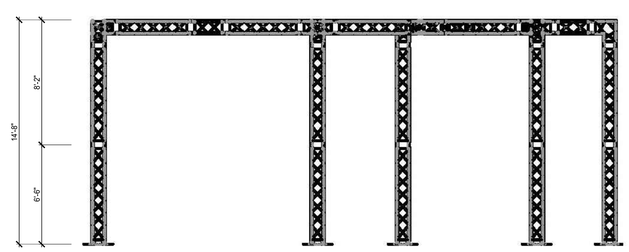

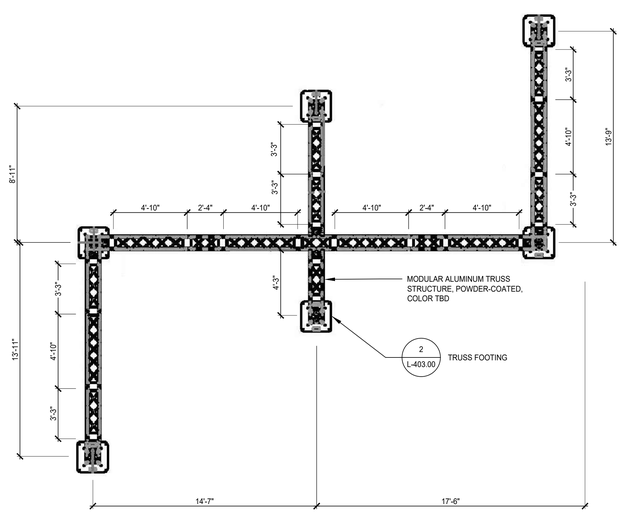

1 MODULAR ALUMINUM TRUSS ARBOR
SCALE: 1/4" = 1'-0"

By access or receipt the User acknowledges, covenants, and agrees that the documents, provided by Dattner Architects D.P.C., including but not limited to plans and specifications, in any media (the "Documents"), are copyrighted instruments of professional service. The User agrees that the Documents may not be used for any other project or for any work not expressly authorized in writing by Dattner Architects. The User further agrees that Dattner Architects shall have no responsibility or liability in connection with the unauthorized use, reuse, change or modification of the Documents in any manner by the User or by any person or entity that obtains the Documents from or through the User. The User shall indemnify and hold harmless Dattner Architects and its principals, consultants, agents and/or employees from any and all claims, damages, losses, liabilities, costs and expenses, including attorney's fees and related expenses, that may be incurred by Dattner Architects, its principals, consultants, agents and/or employees as a result of any and all unauthorized changes to or use of the Documents, including but not limited to any alteration to, modification of, deviation from, use as Shop Drawings, or additions to the Documents. Under no circumstances shall the transfer of the Documents and/or other instruments of service on or by electronic media be deemed a sale by Dattner Architects and Dattner Architects makes no warranties, either express or implied, as to their merchantability and fitness for any particular purpose.

Plotted: 1/29/2019 4:27:47 AM

Huntington Street

300 Huntington St.
Brooklyn, NY

300 Huntington Street LLC
155 3rd Street
Brooklyn, NY 11231

Dattner Architects
1385 Broadway, 15th Floor
New York, NY 10018
tel 212 247 2660
www.dattner.com

BERNHEIMER ARCHITECTURE

Landscape Architect
SCAPE Landscape Architecture DPC
277 Broadway, Ninth Floor
New York, NY 10007

Lighting Consultant
Flux Studio Ltd.
49 Elizabeth Street, 4th Floor
New York, NY 10013

Lighting Consultant
Sighte Studio, LLC
98 8th Street, Ste. 302
Brooklyn, NY 11231

Structural Engineers
De Nardis Engineering, LLC
239 Central Avenue, Suite 200
White Plains, NY 10606

Revisions

Issue: ULURP Submission

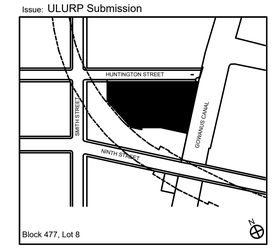

Key Plan

© 2018 Dattner Architects D.P.C.

SITE DETAILS

Date	09/22/2020
Scale	AS NOTED
Drawn By	
Checked By	
Project No.	1816
Sheet No.:	L-403.00

Seal

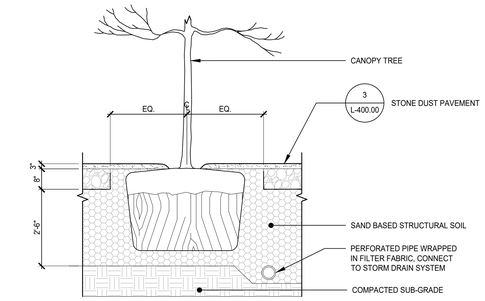

3 TREE PLANTING IN AGGREGATE PAVING
SCALE: 1/2" = 1'-0"

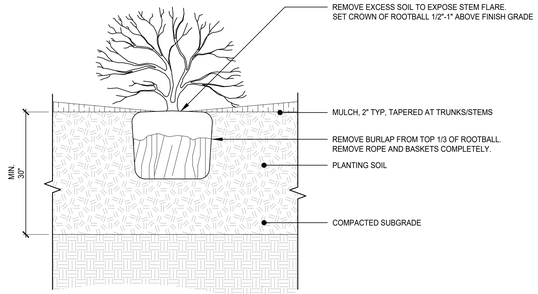

2 SHRUB PLANTING
SCALE: 1" = 1'-0"

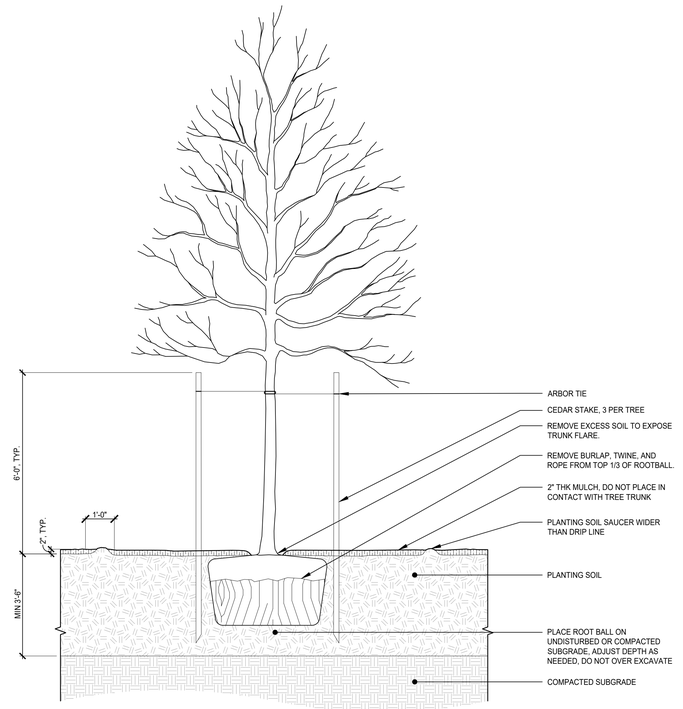

4 TYP TREE PLANTING
SCALE: 1/2" = 1'-0"

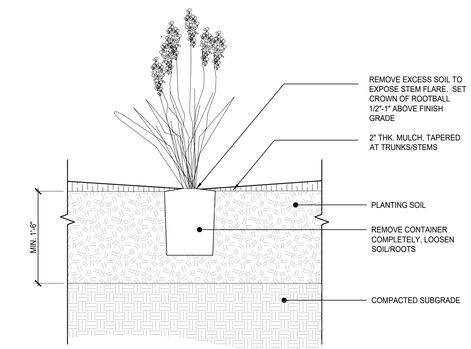

1 PERENNIAL PLANTING
SCALE: 1" = 1'-0"

Huntington Street

300 Huntington St.
Brooklyn, NY

300 Huntington Street LLC
155 3rd Street
Brooklyn, NY 11231

DattnerArchitects
1385 Broadway, 15th Floor
New York, NY 10018
tel 212 247 2660
www.dattner.com

BERNHEIMER ARCHITECTURE

Landscape Architect
SCAPE Landscape Architecture DPC
277 Broadway, Ninth Floor
New York, NY 10007

Lighting Consultant
Flux Studio Ltd.
49 Elizabeth Street, 4th Floor
New York, NY 10013

Lighting Consultant
Sighte Studio, LLC
98 8th Street, Ste. 302
Brooklyn, NY 11231

Structural Engineers
De Nardis Engineering, LLC
239 Central Avenue, Suite 200
White Plains, NY 10606

Revisions

Issue: ULURP Submission

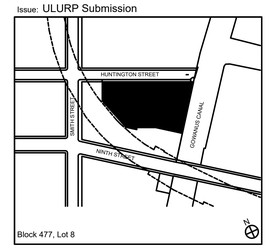

Key Plan
© 2018 Dattner Architects D.P.C.

PLANTING DETAILS

Date	09/22/2020
Scale	AS NOTED
Drawn By	
Checked By	
Project No.	1816
Sheet No.:	L-500.00

Seal

By access or receipt the User acknowledges, covenants and agrees that the documents, provided by Dattner Architects D.P.C., including but not limited to plans and specifications, in any media (the "Documents"), are copyrighted instruments of professional service. The User agrees that the Documents may not be used for any other project or for any set not expressly authorized in writing by Dattner Architects. The User further agrees that Dattner Architects shall have no responsibility or liability in connection with the unauthorized sale, reuse, change or modification of the Documents in any manner by the User, its principals, consultants, agents and/or employees as a result of any and all unauthorized changes to or use of the Documents, including but not limited to any alteration to, modification of, deviation from, use as Shop Drawings, or additions to the Documents. Under no circumstances shall the transfer of the Documents and/or other instruments of service on or by electronic media be deemed a sale by Dattner Architects and Dattner Architects makes no warranties, either express or implied, as to their merchantability and attorney's fees and related expenses, that may be incurred by Dattner Architects, its principals, consultants, agents and/or employees as a result of any and all unauthorized changes to or use of the Documents, including but not limited to any alteration to, modification of, deviation from, use as Shop Drawings, or additions to the Documents. Under no circumstances shall the transfer of the Documents and/or other instruments of service on or by electronic media be deemed a sale by Dattner Architects and Dattner Architects makes no warranties, either express or implied, as to their merchantability and fitness for any particular purpose.

Plotted - 1/29/2019 4:27:47 AM



1 Lighting Photometric Plan
1/8" = 1'-0"

0' 2' 4' 8' 16'

LEGEND

- EXISTING BULKHEAD
- PROPERTY LINE
- LIMIT OF SPW - SHORE PUBLIC WALKWAY
- 42" HIGH GUARDRAIL ALONG WATERFRONT
- VISUAL CORRIDOR
- CENTER LINE OF VISUAL CORRIDOR & CSO EASEMENT

Calculation Summary									
Label	**Legend**	**CalcType**	**Avg**	**Max**	**Min**	**Avg/Min**	**Max/Min**	**#Pts**	**Units**
Walkable area	0.0	Illuminance	1.5	2.7	0.7	2.1	3.9	135	Fc
Future walkable area	0.0	Illuminance	3.0	5.5	1.1	2.7	5.0	14	Fc
Other area	0.0	Illuminance	1.7	5.1	0.7	2.4	7.3	102	Fc

Luminaire Schedule									
Symbol	**Qty**	**Label**	**Arrangement**	**Manufacturer**	**Product**	**Description**	**Total Lumens**	**Total Wattage**	**LLF**
⊕	2	A1	AREA LIGHT	SELUX	U4-R3-SA-AS-5G105-30-XX-XX-UNV	LED area light, Type III distribution	5000 lm	58 W	0.85
			ACCENT LIGHT	SELUX	OLML-F40-U-L46-30-XX-120	LED accent light, 40°	3000 lm	46 W	0.85
			POLE	SELUX	ST73511-24-XX	24'-0" steel pole with powder coat finish	N/A	N/A	N/A
⊕	3	A2	AREA LIGHT	SELUX	U4-R3-SA-AS-5G105-30-XX-XX-UNV	LED area light, Type III distribution	5000 lm	58 W	0.85
			POLE	SELUX	ST73511-24-XX	24'-0" steel pole with powder coat finish	N/A	N/A	N/A
⇒	11	C1	SINGLE	VISION 3	FL3A-XX-C2-K1-137-0-0-H1	LED adjustable accent light, 15°	216 lm*	4 W*	0.85
⇒	4	C2	SINGLE	VISION 3	FL3A-XX-C2-K1-140-0-0-H1	LED adjustable accent light, 50°	216 lm*	4 W*	0.85

*Type C2 adjustable accent light is included in lighting calculations on lowest power setting (18%)
Max. lumen output = 1200 lm
Max. wattage = 20 W

Walkable Areas

Illuminance (Fc)

Average = 2.3
Maximum = 5.5
Minimum = 0.7
Avg/Min Ratio = 3.3
Max/Min Ratio = 7.9
No. Points = 149

Other Areas

Illuminance (Fc)

Average = 1.7
Maximum = 5.1
Minimum = 0.7
Avg/Min Ratio = 2.4
Max/Min Ratio = 7.3
No. Points = 102

Huntington Street

240 Huntington Street
Brooklyn, NY 11231

300 Huntington Street LLC
155 3rd Street
Brooklyn, NY 11231

DattnerArchitects
1385 Broadway, 15th Floor
New York, NY 10018
tel 212 247 2660
www.dattner.com

BERNHEIMER ARCHITECTURE

Landscape Architect
SCAPE Landscape Architecture DPC
277 Broadway. Ninth Floor
New York, NY 10007

Lighting Consultant
Flux Studio Ltd.
49 Elizabeth Street, 4th Floor
New York, NY 10013

Lighting Consultant
Sighte Studio, LLC
98 8th Street, Ste. 302
Brooklyn, NY 11231

Structural Engineers
De Nardis Engineering, LLC
239 Central Avenue, Suite 200
White Plains, NY 10606

Revisions

Issue: ULURP Submission

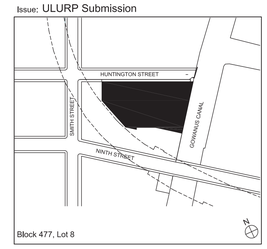

Key Plan

By accepting or using the Drawings, you acknowledge, covenant, and agree that the documents, provided by Dattner Architects D.P.C., including but not limited to plans and specifications, (in any media) (the "Documents"), are copyrighted instruments of professional service. The User agrees that the Documents may not be used for any other project or for any use not expressly authorized in writing by Dattner Architects. The User further agrees that Dattner Architects shall have no responsibility or liability in connection with the unauthorized use, reuse, change or modification of the Documents in any manner by any party other than Dattner Architects. The User shall indemnify and hold harmless Dattner Architects from any claims, damages, losses, expenses, or liabilities arising out of the unauthorized use, reuse, change or modification of the Documents by the User or any person or entity that the User has allowed to use the Documents. Dattner Architects makes no warranties, either express or implied, as to their merchantability and fitness for any particular purpose.

Plotted:

Date 09/22/2020
Scale 1/8" = 1'-0"
Drawn By
Checked By
Project No. 1738
Seal
Sheet No.: L-600.00
1 of 87

Lighting Plan

© 2018 Dattner Architects D.P.C.



1 Lighting Photometric Plan
1/8" = 1'-0"

0' 2' 4' 8' 16'

LEGEND

- EXISTING BULKHEAD
- PROPERTY LINE
- LIMIT OF SPW - SHORE PUBLIC WALKWAY
- 42" HIGH GUARDRAIL ALONG WATERFRONT
- VISUAL CORRIDOR
- CENTER LINE OF VISUAL CORRIDOR & CSO EASEMENT

Calculation Summary									
Label	Legend	CalcType	Avg	Max	Min	Avg/Min	Max/Min	#Pts	Units
Walkable area	0.0	Illuminance	1.8	2.7	0.6	2.9	4.5	144	Fc
Future walkable area	0.0	Illuminance	3.0	5.5	1.1	2.7	5.0	14	Fc
Other area	0.0	Illuminance	1.8	5.1	0.7	2.6	7.3	125	Fc

Luminaire Schedule									
Symbol	Qty	Label	Arrangement	Manufacturer	Product	Description	Total Lumens	Total Wattage	LLF
⊕	2	A1	AREA LIGHT	SELUX	U4-R3-SA-AS-5G105-30-XX-XX-UNV	LED area light, Type III distribution	5000 lm	58 W	0.85
			ACCENT LIGHT	SELUX	OLML-F40-U-L46-30-XX-120	LED accent light, 40°	3000 lm	46 W	0.85
			POLE	SELUX	ST73511-24-XX	24'-0" steel pole with powder coat finish	N/A	N/A	N/A
⬢	3	A2	AREA LIGHT	SELUX	U4-R3-SA-AS-5G105-30-XX-XX-UNV	LED area light, Type III distribution	5000 lm	58 W	0.85
			POLE	SELUX	ST73511-24-XX	24'-0" steel pole with powder coat finish	N/A	N/A	N/A
⇔	11	C1	SINGLE	VISION 3	FL3A-XX-C2-K1-137-0-0-H1	LED adjustable accent light, 15°	216 lm*	4 W*	0.85
⇔	4	C2	SINGLE	VISION 3	FL3A-XX-C2-K1-140-0-0-H1	LED adjustable accent light, 50°	216 lm*	4 W*	0.85

*Type C2 adjustable accent light is included in lighting calculations on lowest power setting (18%.)
Max. lumen output = 1200 lm
Max. wattage = 20 W

Walkable Areas

Illuminance (Fc)

Average = 2.4
Maximum = 5.5
Minimum = 0.6
Avg/Min Ratio = 4.0
Max/Min Ratio = 9.2
No. Points = 158

Other Areas

Illuminance (Fc)

Average = 1.8
Maximum = 5.1
Minimum = 0.7
Avg/Min Ratio = 2.6
Max/Min Ratio = 7.3
No. Points = 125

Huntington Street

240 Huntington Street
Brooklyn, NY 11231

300 Huntington Street LLC
155 3rd Street
Brooklyn, NY 11231

DattnerArchitects
1385 Broadway, 15th Floor
New York, NY 10018
tel 212 247 2660
www.dattner.com

BERNHEIMER ARCHITECTURE

Landscape Architect
SCAPE Landscape Architecture DPC
277 Broadway, Ninth Floor
New York, NY 10007

Lighting Consultant
Flux Studio Ltd.
49 Elizabeth Street, 4th Floor
New York, NY 10013

Lighting Consultant
Sighte Studio, LLC
98 8th Street, Ste. 302
Brooklyn, NY 11231

Structural Engineers
De Nardis Engineering, LLC
239 Central Avenue, Suite 200
White Plains, NY 10606

Revisions

Issue: ULURP submission

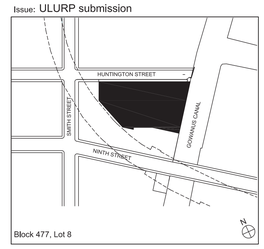

Block 477, Lot 8

Key Plan

© 2018 Dattner Architects D.P.C.

Lighting Plan - Street End Improvements

Date	09/22/2020
Scale	1/8" = 1'-0"
Drawn By	
Checked By	
Project No.	1738
Seal	
Sheet No.:	L-601.00
	1 of 87

By acceptance of these drawings, licensee acknowledges, covenants and agrees that the documents, provided by Dattner Architects D.P.C., including but not limited to plans and specifications, in any media (the "Documents"), are copyrighted instruments of professional service. The Client agrees that the Documents may not be used for any other project or for any work not expressly authorized in writing by Dattner Architects. The Client further agrees that Dattner Architects shall have no responsibility or liability in connection with the unauthorized use, reuse, change or modification of the Documents in any manner by the Client or by any person or entity for which the Client is responsible. The Client agrees to indemnify and hold harmless Dattner Architects from all claims, damages, losses and expenses, including attorney's fees and related expenses, that may be incurred by Dattner Architects. As principals, consultants, agents and/or employees as a result of any and all unauthorized changes to or use of the Documents, including but not limited to any alteration to, modification of, deviation from, use as Shop Drawings, or addition to the Documents. Under no circumstances shall the transfer of the Documents and/or other instruments of service on or by electronic media be deemed a sale by Dattner Architects and Dattner Architects makes no warranties, either express or implied, as to their merchantability and fitness for any particular purpose.

Plotted: -