APPENDIX G
Construction Data

Appendix G: Construction Workforce Projections

Projected Workforce

		Site E	Percent of Workforce Projected to work extended hours during Mon - Fri	Number of Workers on Extended	Site D	Percent of Workforce Projected to work extended hours during Mon - Fri	Number of Workers on Extended	Site C	Percent of Workforce Projected to work extended hours during Mon - Fri	Number of Workers on Extended	Site B	Percent of Workforce Projected to work extended hours during Mon - Fri	Number of Workers on Extended	Site A	Percent of Workforce Projected to work extended hours during Mon - Fri	Number of Workers on Extended	Platform work	Percent of Workforce Projected to work extended hours during Mon - Fri	Number of Workers on Extended	Refinery Building	Percent of Workforce Projected to work extended hours during Mon - Fri	Number of Workers on Extended	Total	Total Number of Worker Anticipated on Extended
2012	Jan	15		0	8	20%	2			0			0			0				0			0	23	2
	Feb	40	30%	12	8	20%	2																	48	14
	Mar	50	30%	15	8	20%	2																	58	17
	Apr	50	80%	40	8	80%	6																	58	46
	May	50	80%	40	15	80%	12																	65	52
	Jun	50	80%	40	30	80%	24																	80	64
	Jul	90	80%	72	30	80%	24																	120	96
	Aug	130	80%	104	30	80%	24																	160	128
	Sep	175	50%	88	30	80%	24																	205	112
	Oct	175	50%	88	30	30%	9																	205	97
	Nov	131	50%	66	30	30%	9																	161	75
	Dec	96	50%	48	40	30%	12																	136	60
2013	Jan	120	30%	36	50	30%	15																	170	51
	Feb	132	30%	40	50	30%	15																	182	55
	Mar	148	30%	44	45	30%	14																	193	58
	Apr	118	30%	35	45	80%	36											25	100%	25				188	96
	May	112	50%	56	45	50%	23											30	100%	30				187	109
	Jun	95	50%	48	60	50%	30											30	100%	30				185	108
	Jul	95	50%	48	60	50%	30											30	100%	30				185	108
	Aug	75	50%	38	75	50%	38											30	100%	30				180	105
	Sep	60	50%	30	155	50%	78											30	100%	30				245	138
	Oct	40	50%	20	200	50%	100											30	100%	30				270	150
	Nov	15	50%	8	220	20%	44											25	100%	25				260	77
	Dec				240	20%	48														50	80%	40	290	88
2014	Jan				240	22%	53														60	80%	48	300	101
	Feb				255	22%	56														70	80%	56	325	112
	Mar				275	50%	138														70	80%	56	345	194
	Apr				190	50%	95											25	100%	25	70	80%	56	285	176
	May				220	30%	66											30	100%	30	80	80%	64	330	160
	Jun				200	22%	44											30	100%	30	80	80%	64	310	138
	Jul				190	50%	95											30	100%	30	80	80%	64	300	189
	Aug				105	50%	53											30	100%	30	125	80%	100	260	183
	Sep				85	50%	43											30	100%	30	125	30%	38	240	110
	Oct				55	30%	17											30	100%	30	165	30%	50	250	96
	Nov				35	30%	11											25	100%	25	180	30%	54	240	90
	Dec				10	50%	5	30	30%	9											180	30%	54	220	68
2015	Jan							30	30%	9											180	30%	54	210	63
	Feb							40	30%	12											180	30%	54	220	66
	Mar							50	30%	15											225	30%	68	275	83
	Apr							50	80%	40								25	100%	25	225	30%	68	300	133
	May							50	80%	40								30	100%	30	250	30%	75	330	145
	Jun							125	80%	100								30	100%	30	250	20%	50	405	180
	Jul							180	80%	144								30	100%	30	275	20%	55	485	229
	Aug							220	80%	176								30	100%	30	275	20%	55	525	261
	Sep							210	80%	168								30	100%	30	285	20%	57	525	255
	Oct							250	30%	75											285	20%	57	535	132
	Nov							260	30%	78											330	20%	66	590	144
	Dec							280	30%	84											340	20%	68	620	152
2016	Jan							230	30%	69											375	20%	75	605	144
	Feb							250	30%	75											385	20%	77	635	152
	Mar							230	30%	69											360	20%	72	590	141
	Apr							210	30%	63											360	20%	72	570	135
	May							220	30%	66											330	40%	132	550	198
	Jun							250	50%	125											320	40%	128	570	253
	Jul							250	50%	125	8	20%	2								310	40%	124	568	251
	Aug							240	50%	120	8	20%	2								250	50%	125	498	247
	Sep							180	50%	90	8	20%	2								185	50%	93	373	184
	Oct							110	22%	24	8	20%	2								100	50%	50	218	76
	Nov							110	22%	24	8	20%	2											118	26
	Dec							90	22%	20	15	30%	5											105	24

Appendix G: Construction Workforce Projections

Projected Workforce

		Site E	Percent of Workforce Projected to work extended hours during Mon - Fri	Number of Workers on Extended	Site D	Percent of Workforce Projected to work extended hours during Mon - Fri	Number of Workers on Extended	Site C	Percent of Workforce Projected to work extended hours during Mon - Fri	Number of Workers on Extended	Site B	Percent of Workforce Projected to work extended hours during Mon - Fri	Number of Workers on Extended	Site A	Percent of Workforce Projected to work extended hours during Mon - Fri	Number of Workers on Extended	Platform work	Percent of Workforce Projected to work extended hours during Mon - Fri	Number of Workers on Extended	Refinery Building	Percent of Workforce Projected to work extended hours during Mon - Fri	Number of Workers on Extended	Total	Total Number of Worker Anticipated on Extended
2017	Jan							90	22%	20	30	30%	9											120	29
	Feb							40	50%	20	30	30%	9											70	29
	Mar							30	50%	15	30	30%	9											60	24
	Apr										30	80%	24											30	24
	May										30	80%	24											30	24
	Jun										30	80%	24											30	24
	Jul										30	80%	24											30	24
	Aug										40	60%	24											40	24
	Sep										40	80%	32											40	32
	Oct										40	80%	32											40	32
	Nov										50	30%	15											50	15
	Dec										50	30%	15											50	15
2018	Jan										50	30%	15											50	15
	Feb										50	30%	15											50	15
	Mar										210	30%	63											210	63
	Apr										220	80%	176											220	176
	May										250	30%	75											250	75
	Jun										260	30%	78											260	78
	Jul										260	30%	78											260	78
	Aug										260	30%	78											260	78
	Sep										280	30%	84											280	84
	Oct										300	30%	90											300	90
	Nov										350	30%	105	40	20%	8								390	113
	Dec										310	30%	93	40	20%	8								350	101
2019	Jan										280	30%	84	40	20%	8								320	92
	Feb										320	30%	96	50	20%	10								370	106
	Mar										320	50%	160	50	20%	10								370	170
	Apr										300	50%	150	50	80%	40								350	190
	May										300	35%	105	50	80%	40								350	145
	Jun										280	50%	140	180	80%	144								460	284
	Jul										240	30%	72	150	80%	120								390	192
	Aug										210	50%	105	180	30%	54								390	159
	Sep										50	35%	18	180	30%	54								230	72
	Oct										40	50%	20	220	30%	66								260	86
	Nov													235	30%	71								235	71
	Dec													280	30%	84								280	84
2020	Jan													280	30%	84								280	84
	Feb													280	30%	84								280	84
	Mar													280	30%	84								280	84
	Apr													280	30%	84								280	84
	May													270	50%	135								270	135
	Jun													230	50%	115								230	115
	Jul													180	50%	90								180	90
	Aug													180	50%	90								180	90
	Sep													160	50%	80								160	80
	Oct																							0	0
	Nov																							0	0
	Dec																							0	0

Domino Sugar **October 29, 2009**
Workers During Construction

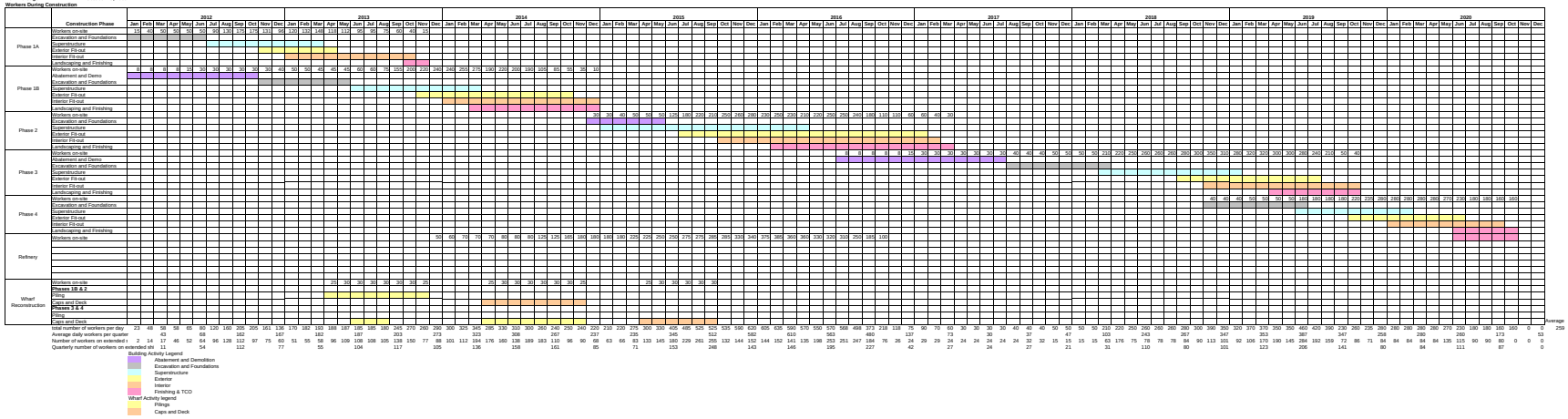

Domino Sugar **October 29, 2009**
Daily Trucks During Construction

| | Construction Phase | 2012 | | | | | | | | | | | | 2013 | | | | | | | | | | | | 2014 | | | | | | | | | | | | 2015 | | | | | | | | | | | | 2016 | | | | | | | | | | | | 2017 | | | | | | | | | | | | 2018 | | | | | | | | | | | | 2019 | | | | | | | | | | | | 2020 | | | | | | | | | | | |
|---|---|---

Domino Sugar Construction

		Construction Vehicle Trip Projection (PCEs)																																	
		2012				2013				2014				2015				2016				2017				2018				2019				2020			
		1Q	2Q	3Q	4Q	1Q	2Q	3Q	4Q	1Q	2Q	3Q	4Q	1Q	2Q	3Q	4Q	1Q	2Q	3Q	4Q	1Q	2Q	3Q	4Q	1Q	2Q	3Q	4Q	1Q	2Q	3Q	4Q	1Q	2Q	3Q	4Q
6:00 AM - 7:00 AM	IN	29	44	77	81	87	93	98	126	146	144	128	115	113	157	228	253	262	241	207	65	40	18	21	26	45	102	115	156	157	168	150	114	123	111	74	23
	OUT	12	16	12	14	14	18	16	16	16	20	20	20	18	18	22	18	16	14	14	10	10	6	6	8	4	4	8	16	14	12	10	10	10	6	4	2
	IN + OUT	**41**	**60**	**89**	**95**	**101**	**111**	**114**	**142**	**162**	**164**	**148**	**135**	**131**	**175**	**250**	**271**	**278**	**255**	**221**	**75**	**50**	**24**	**27**	**34**	**49**	**106**	**123**	**172**	**171**	**180**	**160**	**124**	**133**	**117**	**78**	**25**
7:00 AM - 8:00 AM	IN	8	12	20	23	25	26	27	34	39	39	35	32	32	42	60	66	68	63	54	18	12	5	6	9	12	26	31	41	41	43	39	30	32	28	20	5
	OUT	4	6	4	6	6	8	6	6	6	8	8	8	8	8	8	8	6	6	6	4	4	2	2	4	2	2	4	6	6	4	4	4	4	2	2	0
	IN + OUT	12	18	24	29	31	34	33	40	45	47	43	40	40	50	68	74	74	69	60	22	16	7	8	13	14	28	35	47	47	47	43	34	36	30	22	5
8:00 AM - 9:00 AM	IN	4	6	4	6	6	8	6	6	6	8	8	8	8	8	8	8	6	6	6	4	4	2	2	4	2	2	4	6	6	4	4	4	4	2	2	0
	OUT	4	6	4	6	6	8	6	6	6	8	8	8	8	8	8	8	6	6	6	4	4	2	2	4	2	2	4	6	6	4	4	4	4	2	2	0
	IN + OUT	8	12	8	12	12	16	12	12	12	16	16	16	16	16	16	16	12	12	12	8	8	4	4	8	4	4	8	12	12	8	8	8	8	4	4	0
9:00 AM - 10:00 AM	IN	4	6	4	6	6	8	6	6	6	8	8	8	8	8	8	8	6	6	6	4	4	2	2	4	2	2	4	6	6	4	4	4	4	2	2	0
	OUT	4	6	4	6	6	8	6	6	6	8	8	8	8	8	8	8	6	6	6	4	4	2	2	4	2	2	4	6	6	4	4	4	4	2	2	0
	IN + OUT	8	12	8	12	12	16	12	12	12	16	16	16	16	16	16	16	12	12	12	8	8	4	4	8	4	4	8	12	12	8	8	8	8	4	4	0
10:00 AM - 11:00 AM	IN	4	6	4	6	6	8	6	6	6	8	8	8	8	8	8	8	6	6	6	4	4	2	2	4	2	2	4	6	6	4	4	4	4	2	2	0
	OUT	4	6	4	6	6	8	6	6	6	8	8	8	8	8	8	8	6	6	6	4	4	2	2	4	2	2	4	6	6	4	4	4	4	2	2	0
	IN + OUT	8	12	8	12	12	16	12	12	12	16	16	16	16	16	16	16	12	12	12	8	8	4	4	8	4	4	8	12	12	8	8	8	8	4	4	0
11:00 AM - 12:00 PM	IN	4	6	4	6	6	8	6	6	6	8	8	8	8	8	8	8	6	6	6	4	4	2	2	4	2	2	4	6	6	4	4	4	4	2	2	0
	OUT	4	6	4	6	6	8	6	6	6	8	8	8	8	8	8	8	6	6	6	4	4	2	2	4	2	2	4	6	6	4	4	4	4	2	2	0
	IN + OUT	8	12	8	12	12	16	12	12	12	16	16	16	16	16	16	16	12	12	12	8	8	4	4	8	4	4	8	12	12	8	8	8	8	4	4	0
12:00 PM - 1:00 PM	IN	4	6	4	6	6	8	6	6	6	8	8	8	8	8	8	8	6	6	6	4	4	2	2	4	2	2	4	6	6	4	4	4	4	2	2	0
	OUT	4	6	4	6	6	8	6	6	6	8	8	8	8	8	8	8	6	6	6	4	4	2	2	4	2	2	4	6	6	4	4	4	4	2	2	0
	IN + OUT	8	12	8	12	12	16	12	12	12	16	16	16	16	16	16	16	12	12	12	8	8	4	4	8	4	4	8	12	12	8	8	8	8	4	4	0
1:00 PM - 2:00 PM	IN	4	6	4	6	6	8	6	6	6	8	8	8	8	8	8	8	6	6	6	4	4	2	2	4	2	2	4	6	6	4	4	4	4	2	2	0
	OUT	4	6	4	6	6	8	6	6	6	8	8	8	8	8	8	8	6	6	6	4	4	2	2	4	2	2	4	6	6	4	4	4	4	2	2	0
	IN + OUT	8	12	8	12	12	16	12	12	12	16	16	16	16	16	16	16	12	12	12	8	8	4	4	8	4	4	8	12	12	8	8	8	8	4	4	0
2:00 PM - 3:00 PM	IN	2	4	2	2	2	4	4	4	4	4	4	4	4	4	4	4	4	2	2	2	2	2	2	2	0	0	2	4	2	2	2	2	2	2	0	0
	OUT	4	5	5	7	8	8	8	12	13	12	9	12	12	14	17	26	27	21	15	7	4	2	3	3	4	7	11	16	14	11	12	11	12	10	4	3
	IN + OUT	6	9	7	9	10	12	12	16	17	16	13	16	16	18	21	30	31	23	17	9	6	4	5	5	4	7	13	20	16	13	14	13	14	12	4	3
3:00 PM - 4:00 PM	IN	0	0	0	0	0	0	0	0	0	0	0	0	0	0	0	0	0	0	0	0	0	0	0	0	0	0	0	0	0	0	0	0	0	0	0	0
	OUT	13	6	20	36	51	33	35	68	75	60	43	61	66	77	106	177	187	148	102	38	19	2	4	10	29	54	75	99	93	73	83	72	79	60	35	21
	IN + OUT	**13**	**6**	**20**	**36**	**51**	**33**	**35**	**68**	**75**	**60**	**43**	**61**	**66**	**77**	**106**	**177**	**187**	**148**	**102**	**38**	**19**	**2**	**4**	**10**	**29**	**54**	**75**	**99**	**93**	**73**	**83**	**72**	**79**	**60**	**35**	**21**
4:00 PM - 5:00 PM	IN	0	0	0	0	0	0	0	0	0	0	0	0	0	0	0	0	0	0	0	0	0	0	0	0	0	0	0	0	0	0	0	0	0	0	0	0
	OUT	3	4	9	9	9	9	10	13	16	16	13	12	12	18	25	29	30	29	24	7	3	1	2	2	6	13	13	17	18	19	17	13	14	14	8	3
	IN + OUT	3	4	9	9	9	9	10	13	16	16	13	12	12	18	25	29	30	29	24	7	3	1	2	2	6	13	13	17	18	19	17	13	14	14	8	3
5:00 PM - 6:00 PM	IN	0	0	0	0	0	0	0	0	0	0	0	0	0	0	0	0	0	0	0	0	0	0	0	0	0	0	0	0	0	0	0	0	0	0	0	0
	OUT	4	22	45	31	22	42	47	42	55	64	65	34	29	62	100	58	59	79	91	17	11	10	11	8	12	44	32	41	50	83	57	32	34	45	35	0
	IN + OUT	**4**	**22**	**45**	**31**	**22**	**42**	**47**	**42**	**55**	**64**	**65**	**34**	**29**	**62**	**100**	**58**	**59**	**79**	**91**	**17**	**11**	**10**	**11**	**8**	**12**	**44**	**32**	**41**	**50**	**83**	**57**	**32**	**34**	**45**	**35**	**0**
6:00 PM - 7:00 PM	IN	0	0	0	0	0	0	0	0	0	0	0	0	0	0	0	0	0	0	0	0	0	0	0	0	0	0	0	0	0	0	0	0	0	0	0	0
	OUT	1	3	6	4	3	5	6	5	7	8	8	4	4	8	12	7	7	10	11	2	1	1	1	1	2	6	4	5	6	10	7	4	4	6	4	0
	IN + OUT	1	3	6	4	3	5	6	5	7	8	8	4	4	8	12	7	7	10	11	2	1	1	1	1	2	6	4	5	6	10	7	4	4	6	4	0

Domino Sugar Construction

		Construction Worker Auto Trip Projection																																	
		2012				2013				2014				2015				2016				2017				2018				2019				2020			
		1Q	2Q	3Q	4Q	1Q	2Q	3Q	4Q	1Q	2Q	3Q	4Q	1Q	2Q	3Q	4Q	1Q	2Q	3Q	4Q	1Q	2Q	3Q	4Q	1Q	2Q	3Q	4Q	1Q	2Q	3Q	4Q	1Q	2Q	3Q	4Q
6:00 AM - 7:00 AM	IN	17	28	65	67	73	75	82	110	130	124	108	95	95	139	206	235	246	227	193	55	30	12	15	18	41	98	107	140	143	156	140	104	113	105	70	21
	OUT	0	0	0	0	0	0	0	0	0	0	0	0	0	0	0	0	0	0	0	0	0	0	0	0	0	0	0	0	0	0	0	0	0	0	0	0
	IN + OUT	**17**	**28**	**65**	**67**	**73**	**75**	**82**	**110**	**130**	**124**	**108**	**95**	**95**	**139**	**206**	**235**	**246**	**227**	**193**	**55**	**30**	**12**	**15**	**18**	**41**	**98**	**107**	**140**	**143**	**156**	**140**	**104**	**113**	**105**	**70**	**21**
7:00 AM - 8:00 AM	IN	4	6	16	17	19	18	21	28	33	31	27	24	24	34	52	58	62	57	48	14	8	3	4	5	10	24	27	35	35	39	35	26	28	26	18	5
	OUT	0	0	0	0	0	0	0	0	0	0	0	0	0	0	0	0	0	0	0	0	0	0	0	0	0	0	0	0	0	0	0	0	0	0	0	0
	IN + OUT	4	6	16	17	19	18	21	28	33	31	27	24	24	34	52	58	62	57	48	14	8	3	4	5	10	24	27	35	35	39	35	26	28	26	18	5
8:00 AM - 9:00 AM	IN	0	0	0	0	0	0	0	0	0	0	0	0	0	0	0	0	0	0	0	0	0	0	0	0	0	0	0	0	0	0	0	0	0	0	0	0
	OUT	0	0	0	0	0	0	0	0	0	0	0	0	0	0	0	0	0	0	0	0	0	0	0	0	0	0	0	0	0	0	0	0	0	0	0	0
	IN + OUT	0	0	0	0	0	0	0	0	0	0	0	0	0	0	0	0	0	0	0	0	0	0	0	0	0	0	0	0	0	0	0	0	0	0	0	0
9:00 AM - 10:00 AM	IN	0	0	0	0	0	0	0	0	0	0	0	0	0	0	0	0	0	0	0	0	0	0	0	0	0	0	0	0	0	0	0	0	0	0	0	0
	OUT	0	0	0	0	0	0	0	0	0	0	0	0	0	0	0	0	0	0	0	0	0	0	0	0	0	0	0	0	0	0	0	0	0	0	0	0
	IN + OUT	0	0	0	0	0	0	0	0	0	0	0	0	0	0	0	0	0	0	0	0	0	0	0	0	0	0	0	0	0	0	0	0	0	0	0	0
10:00 AM - 11:00 AM	IN	0	0	0	0	0	0	0	0	0	0	0	0	0	0	0	0	0	0	0	0	0	0	0	0	0	0	0	0	0	0	0	0	0	0	0	0
	OUT	0	0	0	0	0	0	0	0	0	0	0	0	0	0	0	0	0	0	0	0	0	0	0	0	0	0	0	0	0	0	0	0	0	0	0	0
	IN + OUT	0	0	0	0	0	0	0	0	0	0	0	0	0	0	0	0	0	0	0	0	0	0	0	0	0	0	0	0	0	0	0	0	0	0	0	0
11:00 AM - 12:00 PM	IN	0	0	0	0	0	0	0	0	0	0	0	0	0	0	0	0	0	0	0	0	0	0	0	0	0	0	0	0	0	0	0	0	0	0	0	0
	OUT	0	0	0	0	0	0	0	0	0	0	0	0	0	0	0	0	0	0	0	0	0	0	0	0	0	0	0	0	0	0	0	0	0	0	0	0
	IN + OUT	0	0	0	0	0	0	0	0	0	0	0	0	0	0	0	0	0	0	0	0	0	0	0	0	0	0	0	0	0	0	0	0	0	0	0	0
12:00 PM - 1:00 PM	IN	0	0	0	0	0	0	0	0	0	0	0	0	0	0	0	0	0	0	0	0	0	0	0	0	0	0	0	0	0	0	0	0	0	0	0	0
	OUT	0	0	0	0	0	0	0	0	0	0	0	0	0	0	0	0	0	0	0	0	0	0	0	0	0	0	0	0	0	0	0	0	0	0	0	0
	IN + OUT	0	0	0	0	0	0	0	0	0	0	0	0	0	0	0	0	0	0	0	0	0	0	0	0	0	0	0	0	0	0	0	0	0	0	0	0
1:00 PM - 2:00 PM	IN	0	0	0	0	0	0	0	0	0	0	0	0	0	0	0	0	0	0	0	0	0	0	0	0	0	0	0	0	0	0	0	0	0	0	0	0
	OUT	0	0	0	0	0	0	0	0	0	0	0	0	0	0	0	0	0	0	0	0	0	0	0	0	0	0	0	0	0	0	0	0	0	0	0	0
	IN + OUT	0	0	0	0	0	0	0	0	0	0	0	0	0	0	0	0	0	0	0	0	0	0	0	0	0	0	0	0	0	0	0	0	0	0	0	0
2:00 PM - 3:00 PM	IN	0	0	0	0	0	0	0	0	0	0	0	0	0	0	0	0	0	0	0	0	0	0	0	0	0	0	0	0	0	0	0	0	0	0	0	0
	OUT	2	1	3	5	6	4	4	8	9	8	5	8	8	10	13	22	23	19	13	5	2	0	1	1	4	7	9	12	12	9	10	9	10	8	4	3
	IN + OUT	2	1	3	5	6	4	4	8	9	8	5	8	8	10	13	22	23	19	13	5	2	0	1	1	4	7	9	12	12	9	10	9	10	8	4	3
3:00 PM - 4:00 PM	IN	0	0	0	0	0	0	0	0	0	0	0	0	0	0	0	0	0	0	0	0	0	0	0	0	0	0	0	0	0	0	0	0	0	0	0	0
	OUT	13	6	20	36	51	33	35	68	75	60	43	61	66	77	106	177	187	148	102	38	19	2	4	10	29	54	75	99	93	73	83	72	79	60	35	21
	IN + OUT	**13**	**6**	**20**	**36**	**51**	**33**	**35**	**68**	**75**	**60**	**43**	**61**	**66**	**77**	**106**	**177**	**187**	**148**	**102**	**38**	**19**	**2**	**4**	**10**	**29**	**54**	**75**	**99**	**93**	**73**	**83**	**72**	**79**	**60**	**35**	**21**
4:00 PM - 5:00 PM	IN	0	0	0	0	0	0	0	0	0	0	0	0	0	0	0	0	0	0	0	0	0	0	0	0	0	0	0	0	0	0	0	0	0	0	0	0
	OUT	3	4	9	9	9	9	10	13	16	16	13	12	12	18	25	29	30	29	24	7	3	1	2	2	6	13	13	17	18	19	17	13	14	14	8	3
	IN + OUT	3	4	9	9	9	9	10	13	16	16	13	12	12	18	25	29	30	29	24	7	3	1	2	2	6	13	13	17	18	19	17	13	14	14	8	3
5:00 PM - 6:00 PM	IN	0	0	0	0	0	0	0	0	0	0	0	0	0	0	0	0	0	0	0	0	0	0	0	0	0	0	0	0	0	0	0	0	0	0	0	0
	OUT	4	22	45	31	22	42	47	42	55	64	65	34	29	62	100	58	59	79	91	17	11	10	11	8	12	44	32	41	50	83	57	32	34	45	35	0
	IN + OUT	**4**	**22**	**45**	**31**	**22**	**42**	**47**	**42**	**55**	**64**	**65**	**34**	**29**	**62**	**100**	**58**	**59**	**79**	**91**	**17**	**11**	**10**	**11**	**8**	**12**	**44**	**32**	**41**	**50**	**83**	**57**	**32**	**34**	**45**	**35**	**0**
6:00 PM - 7:00 PM	IN	0	0	0	0	0	0	0	0	0	0	0	0	0	0	0	0	0	0	0	0	0	0	0	0	0	0	0	0	0	0	0	0	0	0	0	0
	OUT	1	3	6	4	3	5	6	5	7	8	8	4	4	8	12	7	7	10	11	2	1	1	1	1	2	6	4	5	6	10	7	4	4	6	4	0
	IN + OUT	1	3	6	4	3	5	6	5	7	8	8	4	4	8	12	7	7	10	11	2	1	1	1	1	2	6	4	5	6	10	7	4	4	6	4	0

Domino Sugar Construction

		Construction Truck Trip Projection																																	
		2012				2013				2014				2015				2016				2017				2018				2019				2020			
		1Q	2Q	3Q	4Q	1Q	2Q	3Q	4Q	1Q	2Q	3Q	4Q	1Q	2Q	3Q	4Q	1Q	2Q	3Q	4Q	1Q	2Q	3Q	4Q	1Q	2Q	3Q	4Q	1Q	2Q	3Q	4Q	1Q	2Q	3Q	4Q
6:00 AM - 7:00 AM	IN	6	8	6	7	7	9	8	8	8	10	10	10	9	9	11	9	8	7	7	5	5	3	3	4	2	2	4	8	7	6	5	5	5	3	2	1
	OUT	6	8	6	7	7	9	8	8	8	10	10	10	9	9	11	9	8	7	7	5	5	3	3	4	2	2	4	8	7	6	5	5	5	3	2	1
	IN + OUT	**12**	**16**	**12**	**14**	**14**	**18**	**16**	**16**	**16**	**20**	**20**	**20**	**18**	**18**	**22**	**18**	**16**	**14**	**14**	**10**	**10**	**6**	**6**	**8**	**4**	**4**	**8**	**16**	**14**	**12**	**10**	**10**	**10**	**6**	**4**	**2**
7:00 AM - 8:00 AM	IN	2	3	2	3	3	4	3	3	3	4	4	4	4	4	4	4	3	3	3	2	2	1	1	2	1	1	2	3	3	2	2	2	2	1	1	0
	OUT	2	3	2	3	3	4	3	3	3	4	4	4	4	4	4	4	3	3	3	2	2	1	1	2	1	1	2	3	3	2	2	2	2	1	1	0
	IN + OUT	4	6	4	6	6	8	6	6	6	8	8	8	8	8	8	8	6	6	6	4	4	2	2	4	2	2	4	6	6	4	4	4	4	2	2	0
8:00 AM - 9:00 AM	IN	2	3	2	3	3	4	3	3	3	4	4	4	4	4	4	4	3	3	3	2	2	1	1	2	1	1	2	3	3	2	2	2	2	1	1	0
	OUT	2	3	2	3	3	4	3	3	3	4	4	4	4	4	4	4	3	3	3	2	2	1	1	2	1	1	2	3	3	2	2	2	2	1	1	0
	IN + OUT	4	6	4	6	6	8	6	6	6	8	8	8	8	8	8	8	6	6	6	4	4	2	2	4	2	2	4	6	6	4	4	4	4	2	2	0
9:00 AM - 10:00 AM	IN	2	3	2	3	3	4	3	3	3	4	4	4	4	4	4	4	3	3	3	2	2	1	1	2	1	1	2	3	3	2	2	2	2	1	1	0
	OUT	2	3	2	3	3	4	3	3	3	4	4	4	4	4	4	4	3	3	3	2	2	1	1	2	1	1	2	3	3	2	2	2	2	1	1	0
	IN + OUT	4	6	4	6	6	8	6	6	6	8	8	8	8	8	8	8	6	6	6	4	4	2	2	4	2	2	4	6	6	4	4	4	4	2	2	0
10:00 AM - 11:00 AM	IN	2	3	2	3	3	4	3	3	3	4	4	4	4	4	4	4	3	3	3	2	2	1	1	2	1	1	2	3	3	2	2	2	2	1	1	0
	OUT	2	3	2	3	3	4	3	3	3	4	4	4	4	4	4	4	3	3	3	2	2	1	1	2	1	1	2	3	3	2	2	2	2	1	1	0
	IN + OUT	4	6	4	6	6	8	6	6	6	8	8	8	8	8	8	8	6	6	6	4	4	2	2	4	2	2	4	6	6	4	4	4	4	2	2	0
11:00 AM - 12:00 PM	IN	2	3	2	3	3	4	3	3	3	4	4	4	4	4	4	4	3	3	3	2	2	1	1	2	1	1	2	3	3	2	2	2	2	1	1	0
	OUT	2	3	2	3	3	4	3	3	3	4	4	4	4	4	4	4	3	3	3	2	2	1	1	2	1	1	2	3	3	2	2	2	2	1	1	0
	IN + OUT	4	6	4	6	6	8	6	6	6	8	8	8	8	8	8	8	6	6	6	4	4	2	2	4	2	2	4	6	6	4	4	4	4	2	2	0
12:00 PM - 1:00 PM	IN	2	3	2	3	3	4	3	3	3	4	4	4	4	4	4	4	3	3	3	2	2	1	1	2	1	1	2	3	3	2	2	2	2	1	1	0
	OUT	2	3	2	3	3	4	3	3	3	4	4	4	4	4	4	4	3	3	3	2	2	1	1	2	1	1	2	3	3	2	2	2	2	1	1	0
	IN + OUT	4	6	4	6	6	8	6	6	6	8	8	8	8	8	8	8	6	6	6	4	4	2	2	4	2	2	4	6	6	4	4	4	4	2	2	0
1:00 PM - 2:00 PM	IN	2	3	2	3	3	4	3	3	3	4	4	4	4	4	4	4	3	3	3	2	2	1	1	2	1	1	2	3	3	2	2	2	2	1	1	0
	OUT	2	3	2	3	3	4	3	3	3	4	4	4	4	4	4	4	3	3	3	2	2	1	1	2	1	1	2	3	3	2	2	2	2	1	1	0
	IN + OUT	4	6	4	6	6	8	6	6	6	8	8	8	8	8	8	8	6	6	6	4	4	2	2	4	2	2	4	6	6	4	4	4	4	2	2	0
2:00 PM - 3:00 PM	IN	1	2	1	1	1	2	2	2	2	2	2	2	2	2	2	2	2	1	1	1	1	1	1	1	0	0	1	2	1	1	1	1	1	1	0	0
	OUT	1	2	1	1	1	2	2	2	2	2	2	2	2	2	2	2	2	1	1	1	1	1	1	1	0	0	1	2	1	1	1	1	1	1	0	0
	IN + OUT	2	4	2	2	2	4	4	4	4	4	4	4	4	4	4	4	4	2	2	2	2	2	2	2	0	0	2	4	2	2	2	2	2	2	0	0
3:00 PM - 4:00 PM	IN	0	0	0	0	0	0	0	0	0	0	0	0	0	0	0	0	0	0	0	0	0	0	0	0	0	0	0	0	0	0	0	0	0	0	0	0
	OUT	0	0	0	0	0	0	0	0	0	0	0	0	0	0	0	0	0	0	0	0	0	0	0	0	0	0	0	0	0	0	0	0	0	0	0	0
	IN + OUT	**0**	**0**	**0**	**0**	**0**	**0**	**0**	**0**	**0**	**0**	**0**	**0**	**0**	**0**	**0**	**0**	**0**	**0**	**0**	**0**	**0**	**0**	**0**	**0**	**0**	**0**	**0**	**0**	**0**	**0**	**0**	**0**	**0**	**0**	**0**	**0**
4:00 PM - 5:00 PM	IN	0	0	0	0	0	0	0	0	0	0	0	0	0	0	0	0	0	0	0	0	0	0	0	0	0	0	0	0	0	0	0	0	0	0	0	0
	OUT	0	0	0	0	0	0	0	0	0	0	0	0	0	0	0	0	0	0	0	0	0	0	0	0	0	0	0	0	0	0	0	0	0	0	0	0
	IN + OUT	0	0	0	0	0	0	0	0	0	0	0	0	0	0	0	0	0	0	0	0	0	0	0	0	0	0	0	0	0	0	0	0	0	0	0	0
5:00 PM - 6:00 PM	IN	0	0	0	0	0	0	0	0	0	0	0	0	0	0	0	0	0	0	0	0	0	0	0	0	0	0	0	0	0	0	0	0	0	0	0	0
	OUT	0	0	0	0	0	0	0	0	0	0	0	0	0	0	0	0	0	0	0	0	0	0	0	0	0	0	0	0	0	0	0	0	0	0	0	0
	IN + OUT	**0**	**0**	**0**	**0**	**0**	**0**	**0**	**0**	**0**	**0**	**0**	**0**	**0**	**0**	**0**	**0**	**0**	**0**	**0**	**0**	**0**	**0**	**0**	**0**	**0**	**0**	**0**	**0**	**0**	**0**	**0**	**0**	**0**	**0**	**0**	**0**
6:00 PM - 7:00 PM	IN	0	0	0	0	0	0	0	0	0	0	0	0	0	0	0	0	0	0	0	0	0	0	0	0	0	0	0	0	0	0	0	0	0	0	0	0
	OUT	0	0	0	0	0	0	0	0	0	0	0	0	0	0	0	0	0	0	0	0	0	0	0	0	0	0	0	0	0	0	0	0	0	0	0	0
	IN + OUT	0	0	0	0	0	0	0	0	0	0	0	0	0	0	0	0	0	0	0	0	0	0	0	0	0	0	0	0	0	0	0	0	0	0	0	0

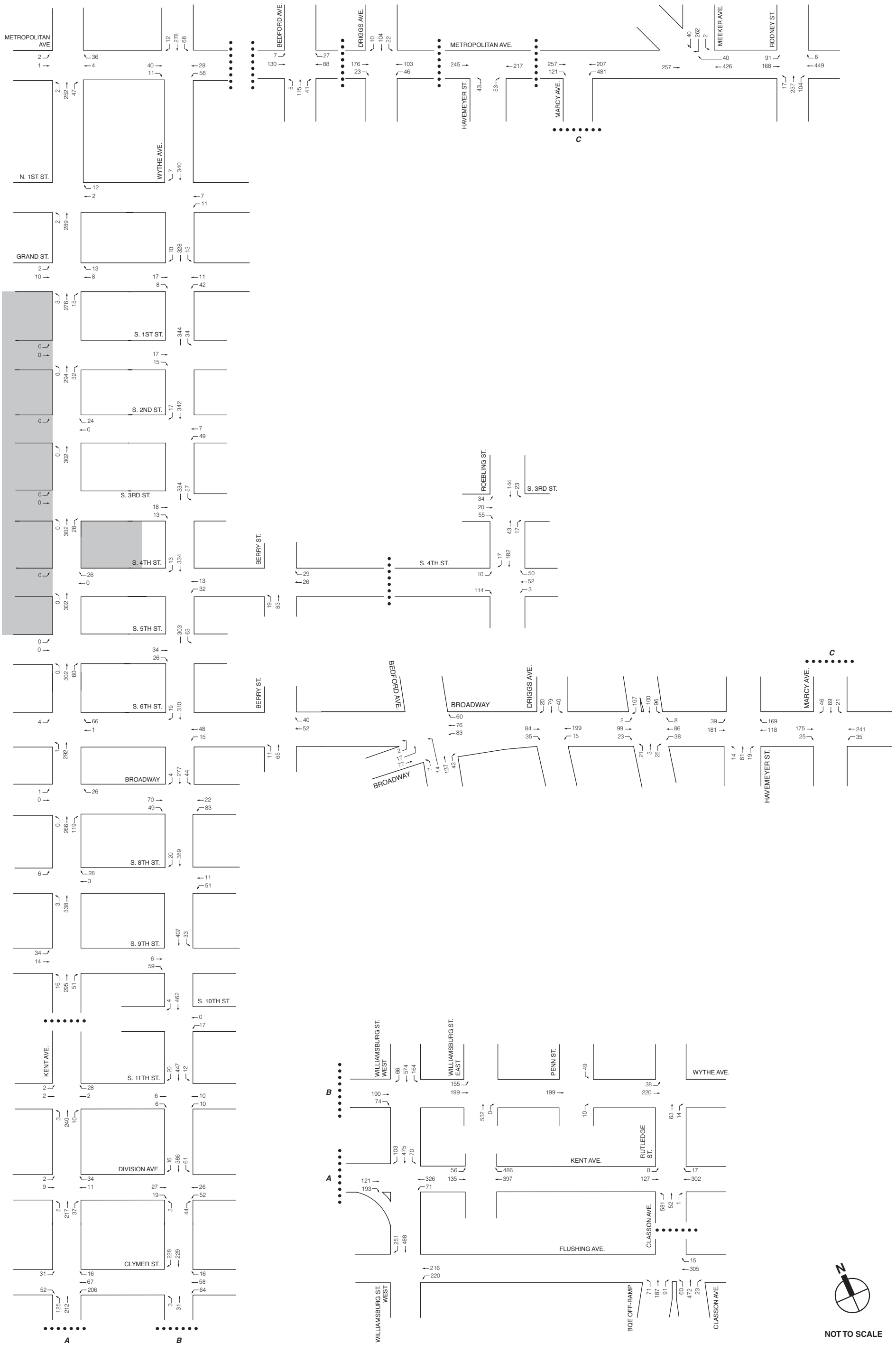

Project Site

2016 Construction No Action Traffic Volumes
6:00 - 7:00 AM Peak Hour
Figure G-1



Project Site

2016 Construction No Action Traffic Volumes
3:00 - 4:00 PM Peak Hour
Figure G-2



Project Site

2016 Construction No Action Traffic Volumes
5:00 - 6:00 PM Peak Hour
Figure G-3

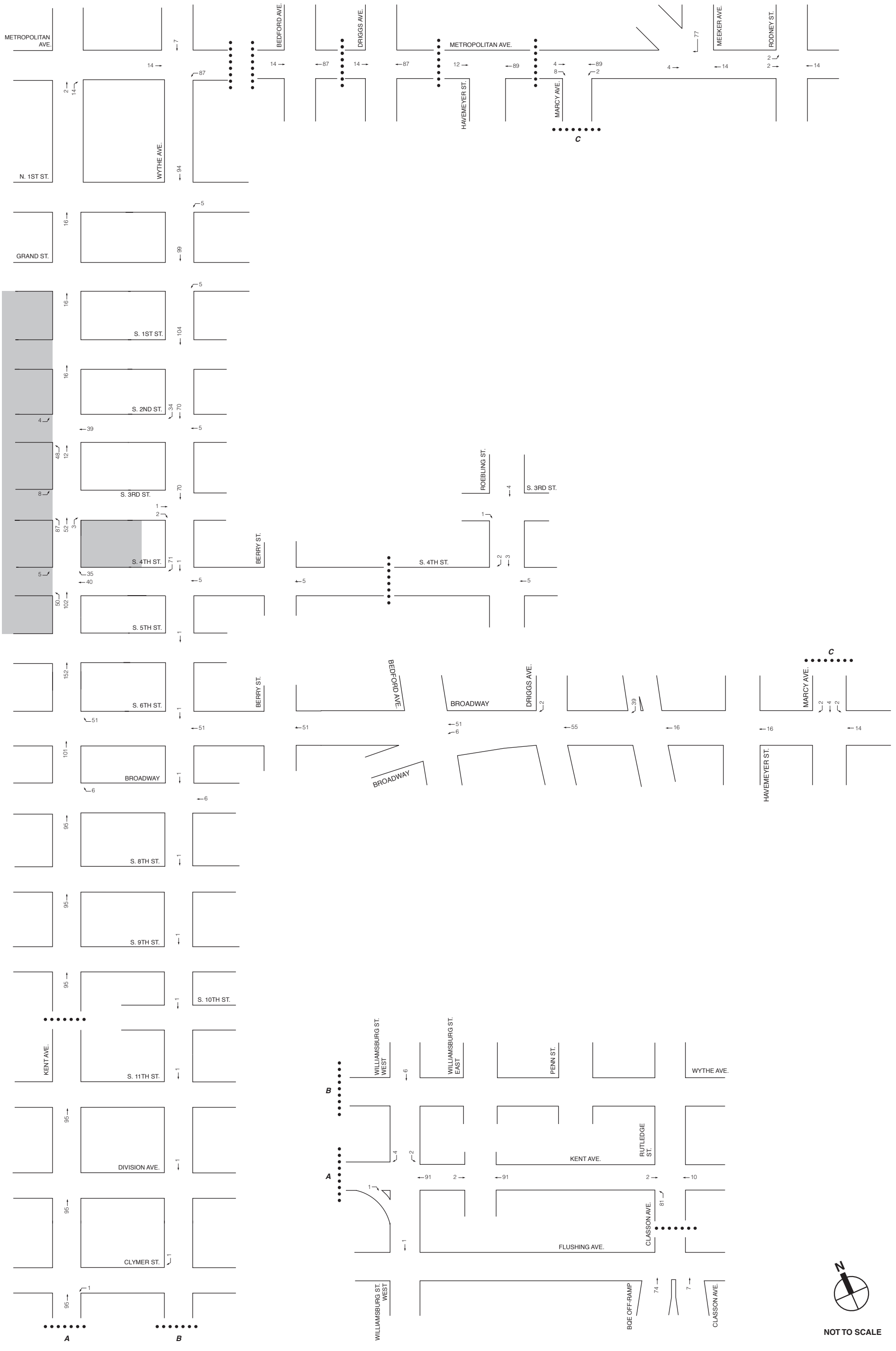

Project Site

2016 Construction-Related and Project-Generated Incremental Traffic Volumes (PCEs)
6:00 - 7:00 AM Peak Hour

Figure G-4

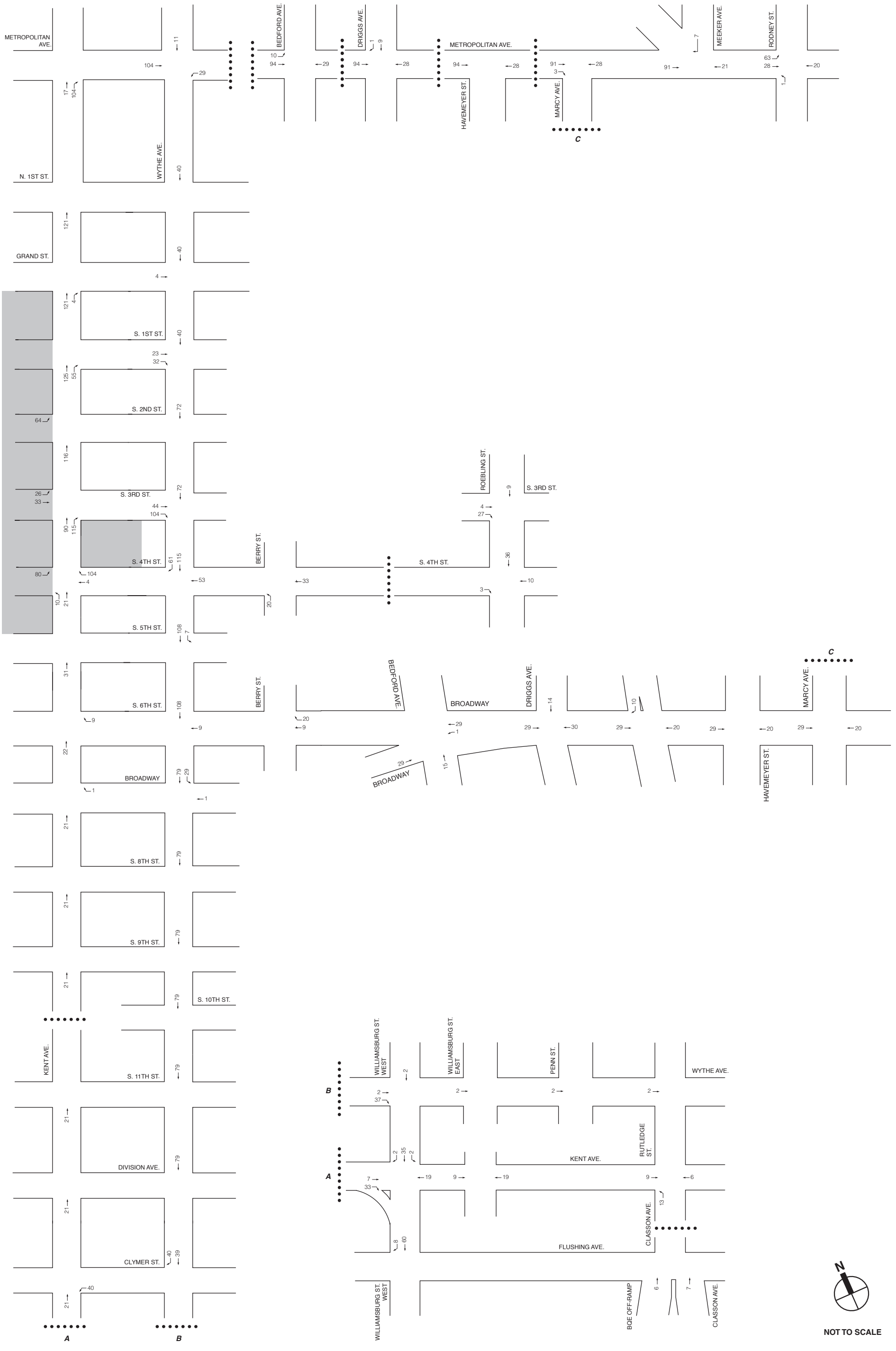

Project Site

2016 Construction-Related and Project-Generated Incremental Traffic Volumes (PCEs)
3:00 - 4:00 PM Peak Hour

Figure G-5

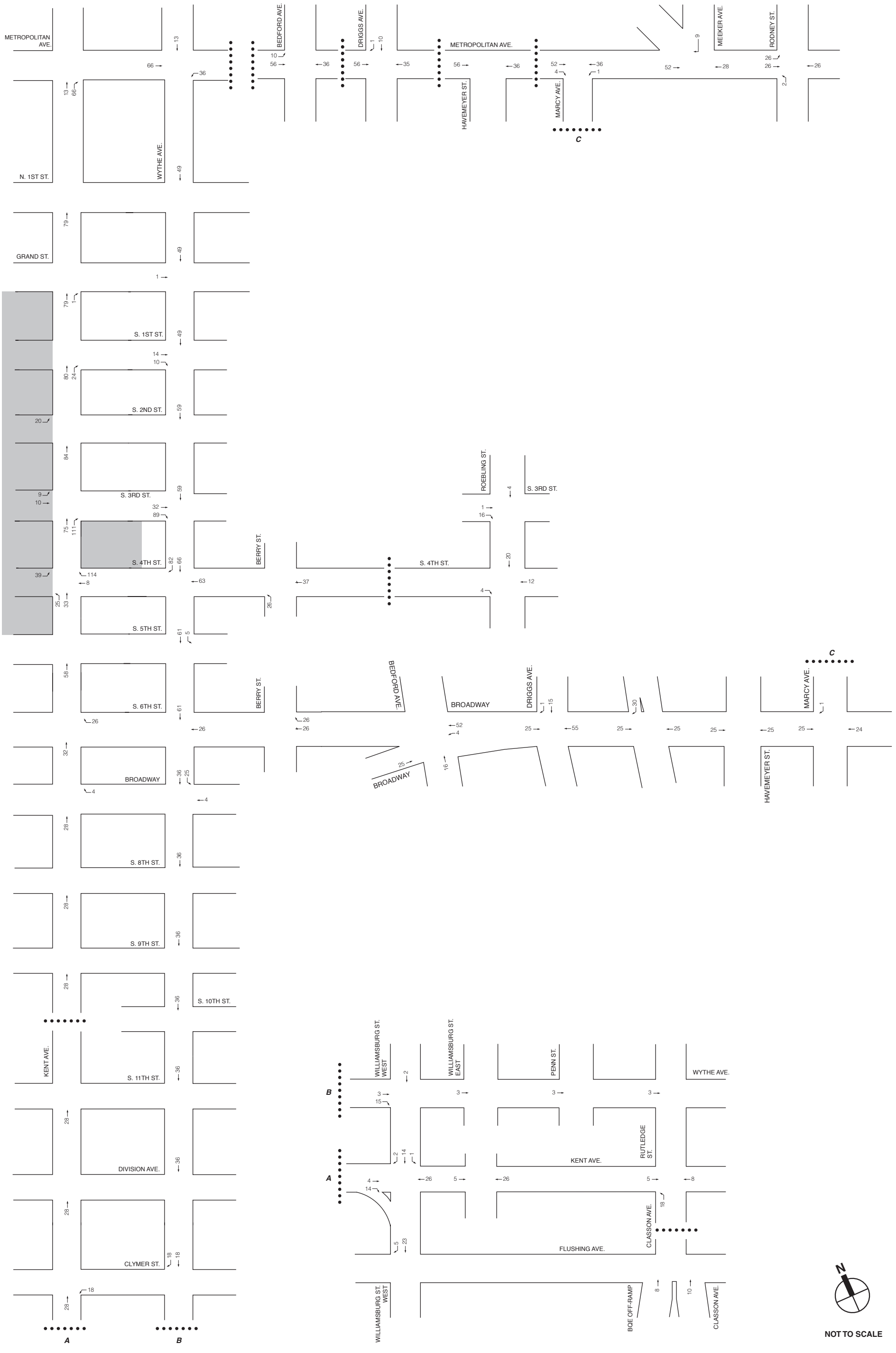

Project Site

2016 Construction-Related and Project-Generated Incremental Traffic Volumes (PCEs)
5:00 - 6:00 PM Peak Hour

Figure G-6



Project Site

2016 Construction Total Traffic Volumes (PCEs)
6:00 - 7:00 AM Peak Hour
Figure G-7



Project Site

2016 Construction Total Traffic Volumes (PCEs)
3:00 - 4:00 PM Peak Hour
Figure G-8



Project Site

2016 Construction Total Traffic Volumes (PCEs)
5:00 - 6:00 PM Peak Hour
Figure G-9

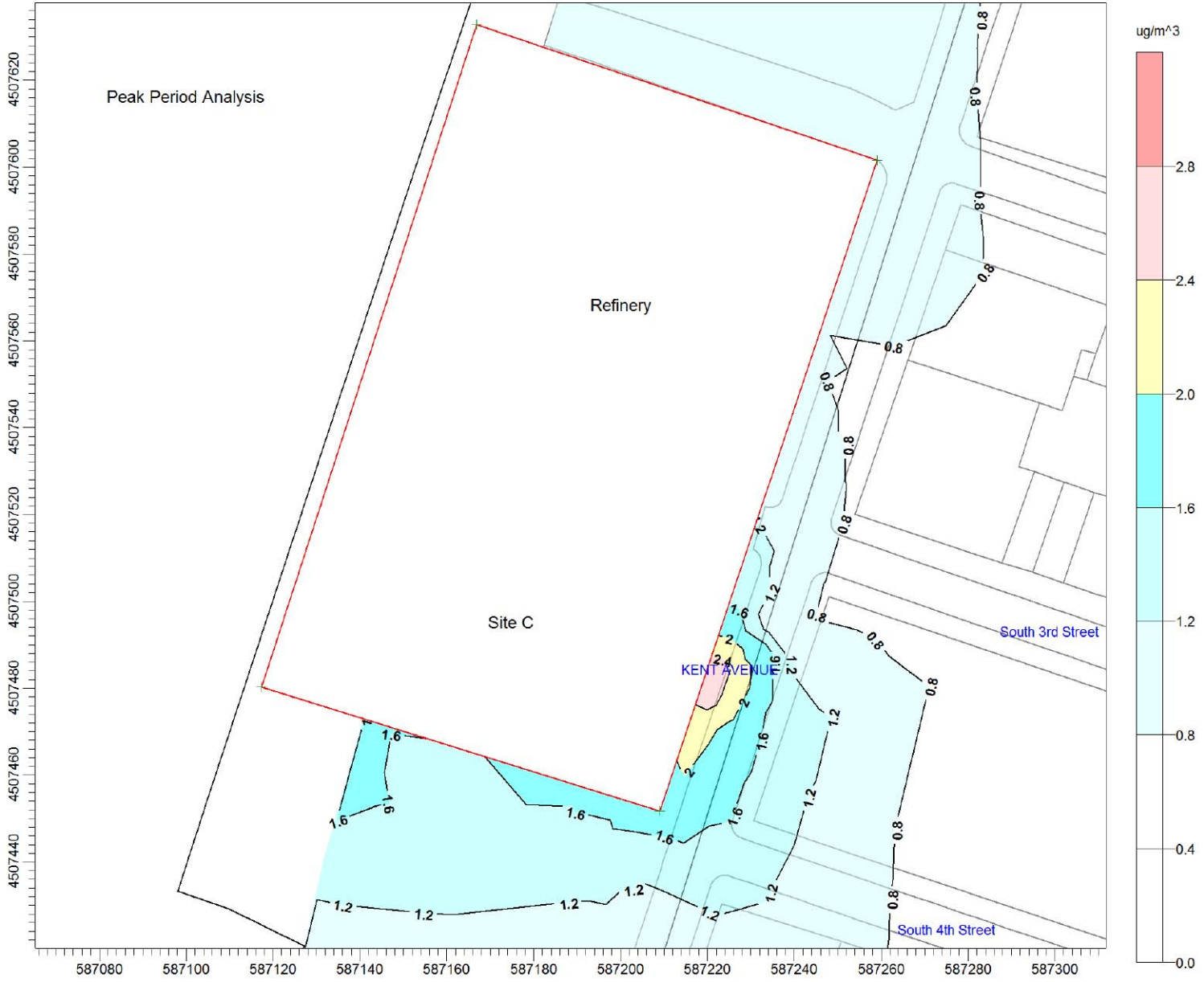

Maximum Predicted 24-Hour Average Increase in $PM_{2.5}$ Concentration
Peak Period Analysis
Figure G-10

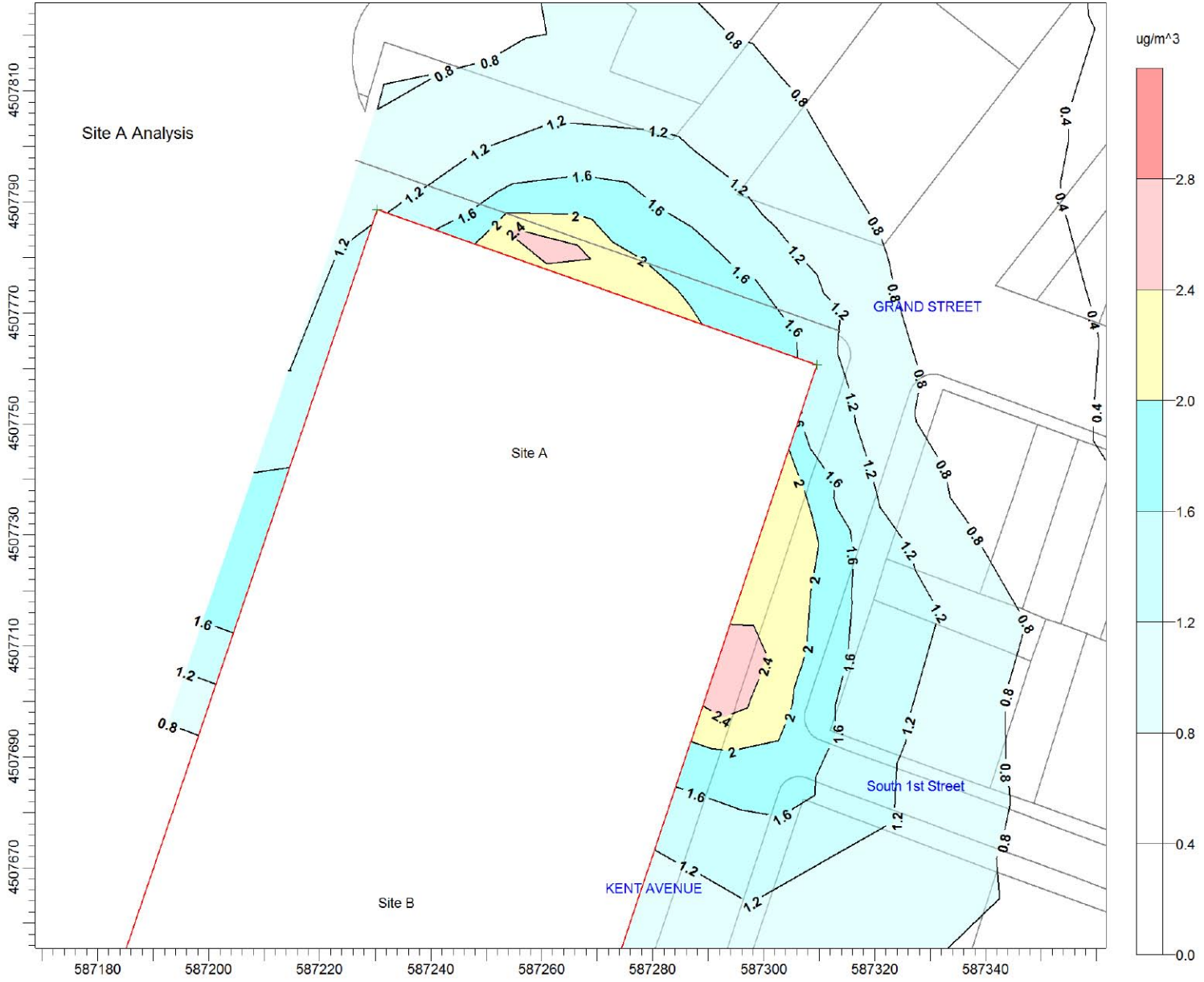

Maximum Predicted 24-Hour Average Increase in $PM_{2.5}$ Concentration
Site A Analysis
Figure G-11

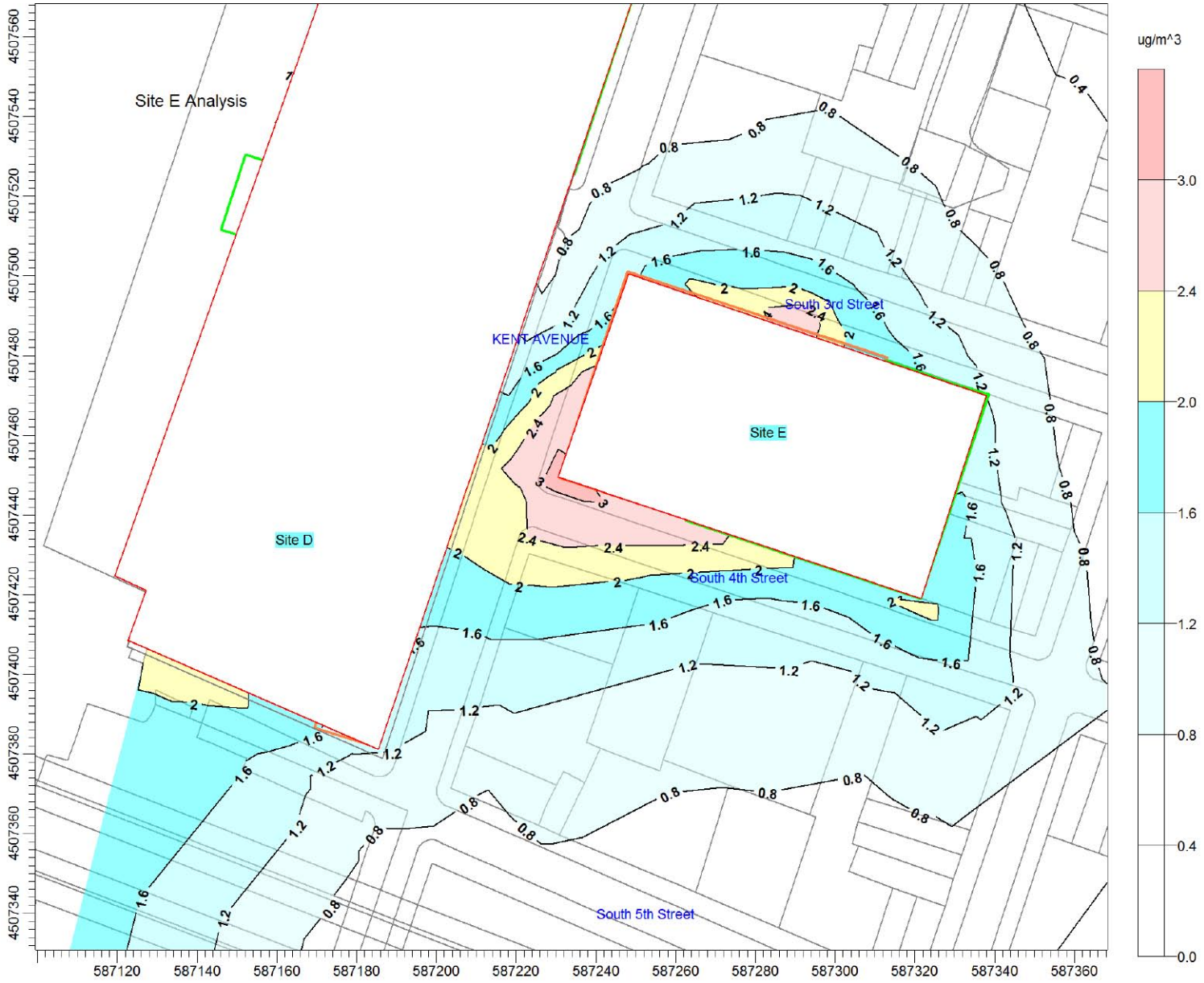

Maximum Predicted 24-Hour Average Increase in $PM_{2.5}$ Concentration
Site E Analysis
Figure G-12

Peak (24-hr) Construction $PM_{2.5}$ Emissions Profile

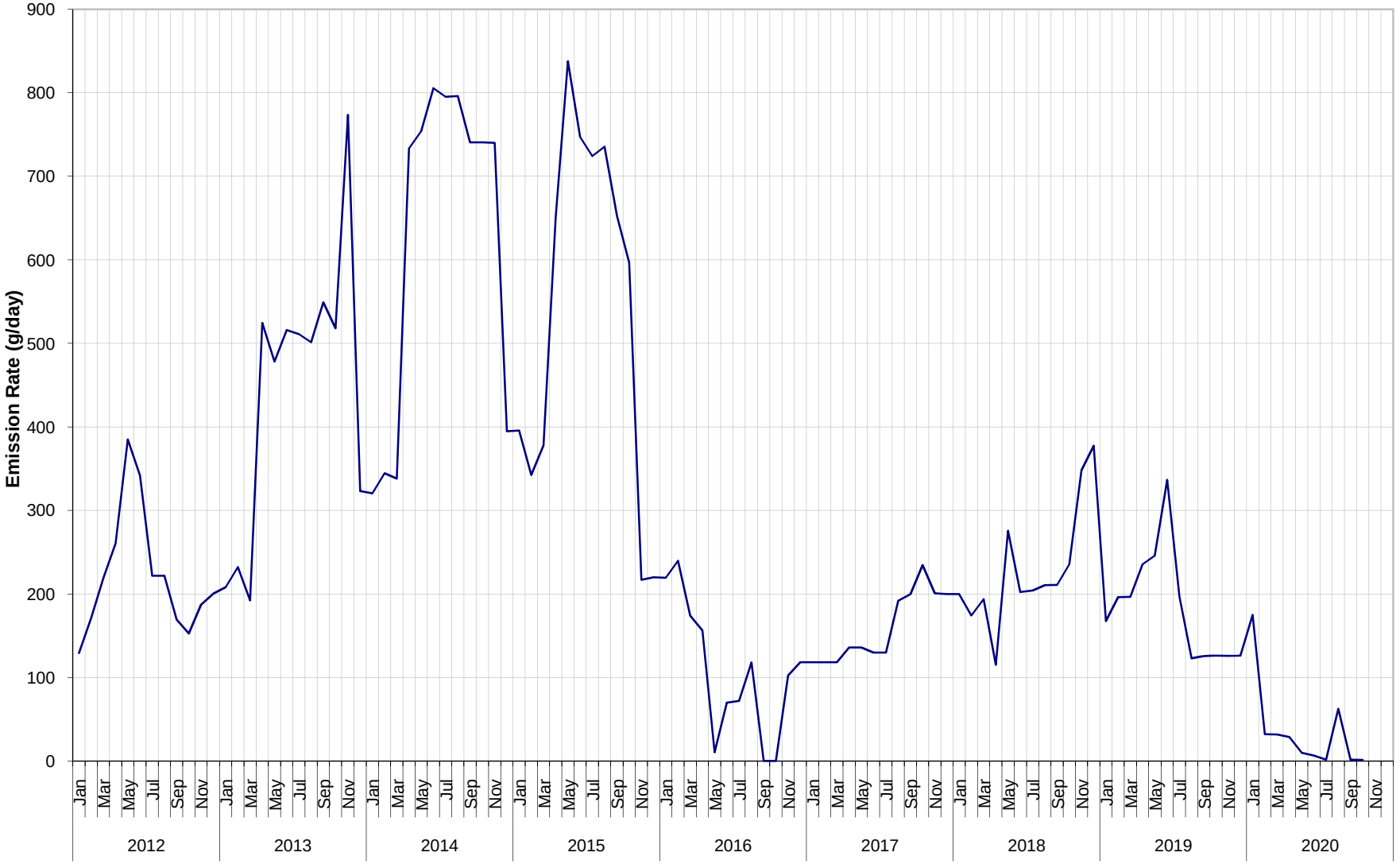

Annual Construction $PM_{2.5}$ Emissions Profile

